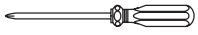


## SUGGESTED TOOLS AND MATERIALS / OUTILS ET MATÉRIAUX SUGGÉRÉ



Screwdriver / Tournevis



Level / Niveau



Drill / Perceuse



Tape Measure / Mètre à ruban



Safety Glasses / Lunettes de sécurité

## PARTS INCLUDED / PIÈCES INCLUSES



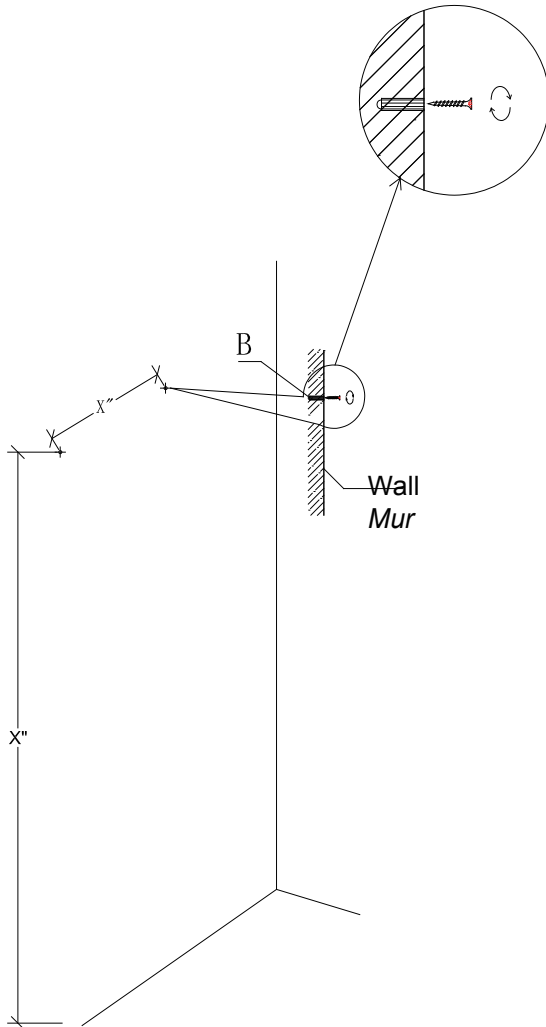
2x



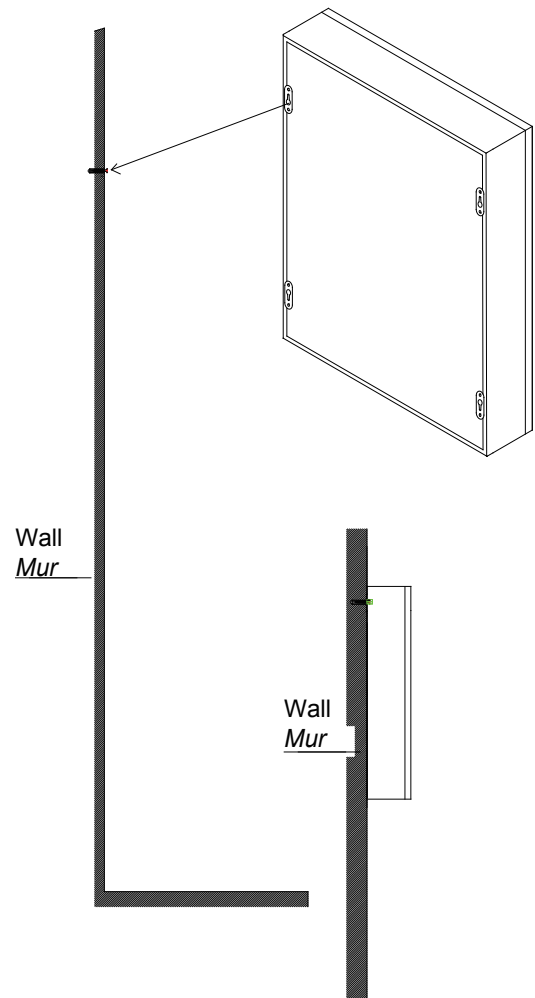
2x

## INSTALLATION INSTRUCTIONS / LES INSTRUCTIONS D'INSTALLATION

1



2



Secure the screws in the wall. Make sure to hit wall studs or use provided wall anchors.  
Serrez les vis dans le mur. Assurez-vous de frapper les montants du mur ou d'utiliser les chevilles fournies.

Hang mirror cabinet on the screw head.  
Accrochez le miroir armoire sur la tête de vis.