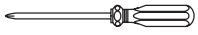


SUGGESTED TOOLS AND MATERIALS / OUTILS ET MATÉRIAUX PROPOSÉS



Screwdriver / Tournevis



Level / Niveau



Drill / Perceuse



Tape Measure / Mètre à ruban



Safety Glasses / Lunettes de sécurité

PARTS & HAREWARE INCLUDED / Pièces inclus



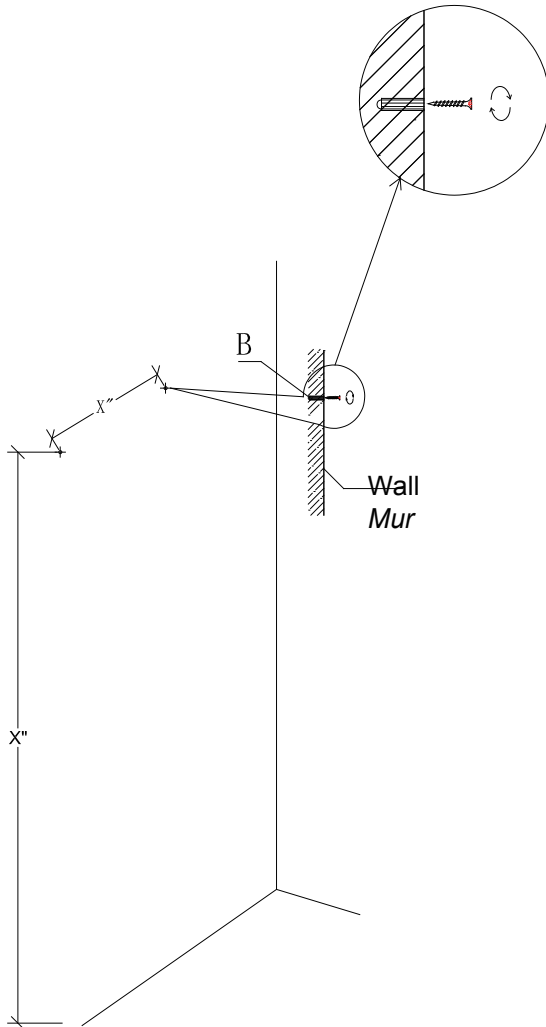
2x



2x

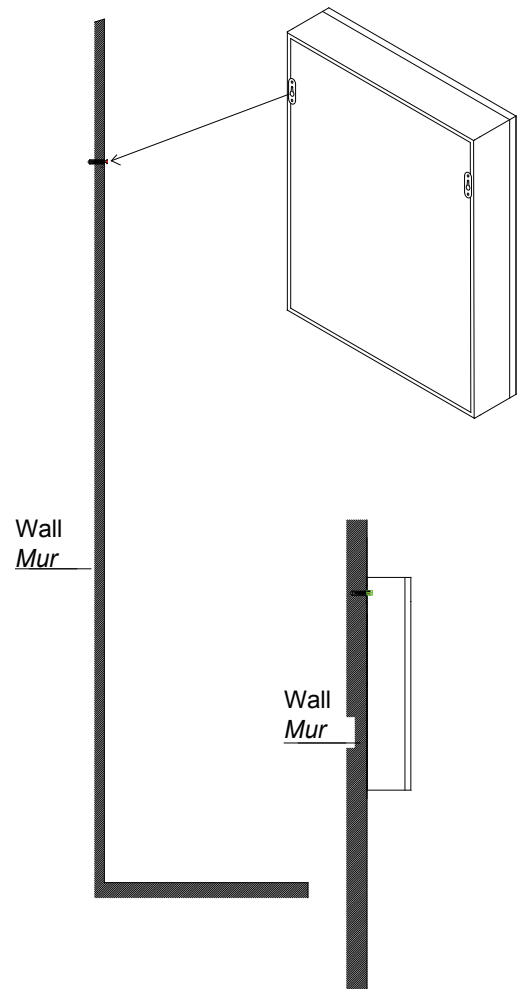
INSTALLATION INSTRUCTIONS / Les instructions d'installation

1



Secure the screws in the wall. Make sure to hit wall studs or use provided wall anchors.
Serrez les vis dans le mur. Assurez-vous de frapper les montants du mur ou d'utiliser les chevilles fournies.

2



Hang mirror cabinet on the screw head.
Accrochez miroir armoire sur la tête de vis.