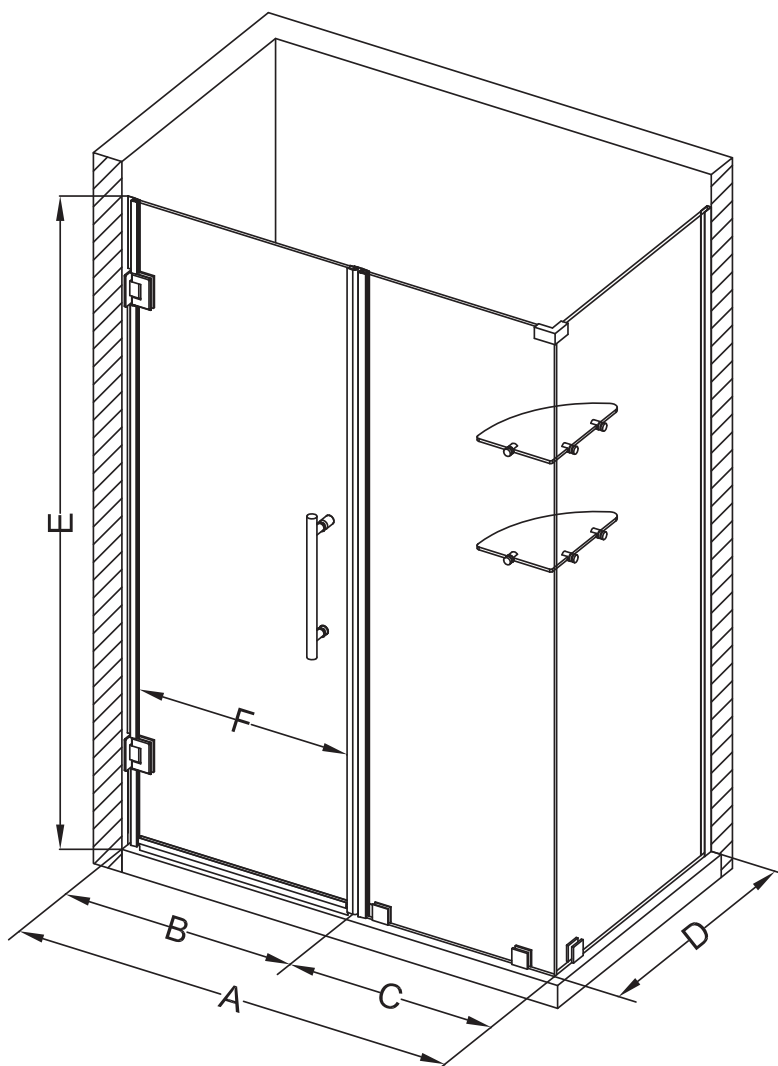



# Aston Bromley GS SEN962-5129


**ASTON**  
ESCAPE THE EVERYDAY



MODEL	WALL OPENING (A)	DOOR PANEL (B)	FIXED PANEL (C)	RETURN PANEL (D)	HEIGHT (E)	DOOR WALK THROUGH (F)
SEN962-512930-10	50 1/4" - 51 1/4"	28 5/8"	21 5/8"	30" - 30 3/8"	72"	26 5/8" - 27 5/8"
SEN962-512932-10	50 1/4" - 51 1/4"	28 5/8"	21 5/8"	32" - 32 3/8"	72"	26 5/8" - 27 5/8"
SEN962-512934-10	50 1/4" - 51 1/4"	28 5/8"	21 5/8"	34" - 34 3/8"	72"	26 5/8" - 27 5/8"
SEN962-512936-10	50 1/4" - 51 1/4"	28 5/8"	21 5/8"	36" - 36 3/8"	72"	26 5/8" - 27 5/8"
SEN962-512938-10	50 1/4" - 51 1/4"	28 5/8"	21 5/8"	38" - 38 3/8"	72"	26 5/8" - 27 5/8"



POLISHED CHROME



STAINLESS STEEL



OIL RUBBED BRONZE



CLEAR GLASS

FRAMELESS

CH

CHROME  
HARDWARE

SS

STAINLESS STEEL  
HARDWARE

ORB

OIL RUBBED BRONZE  
HARDWARE



REVERSIBLE  
DOOR

ASTON

STARCAST

FROM

Enduro  
Shield

**ASTON**

ESCAPE THE EVERYDAY