

**1310 HEX APPLIANCE PULL**

1310 Hex Appliance Pull in ( ) 12" length

**MATERIAL**

Bronze

**AVAILABLE FINISHES**



Dark Bronze (BZ)



Distressed Black (TC)



Medium White Bronze (WM)








Natural Bronze (NB)



White Bronze (WL)

**Natural Bronze (NB) -**

Finish	Code	Length	Screw Center	Width	Projection
 Dark Bronze	BZ.1310 9	8 1/2"	5 1/2"	3/4"	2 1/4"
	BZ.1310 12	12"	7 1/4"	1"	2 1/4"
	BZ.1310 18	18"	11 1/2"	1"	2 3/8"
	BZ.1310 24	24"	15 3/4"	1 1/4"	2 1/2"
 Distressed Black	TC.1310 9	8 1/2"	5 1/2"	3/4"	2 1/4"
	TC.1310 12	12"	7 1/4"	1"	2 1/4"
	TC.1310 18	18"	11 1/2"	1"	2 3/8"
	TC.1310 24	24"	15 3/4"	1 1/4"	2 1/2"
 Medium White Bronze	WM.1310 9	8 1/2"	5 1/2"	3/4"	2 1/4"
	WM.1310 12	12"	7 1/4"	1"	2 1/4"
	WM.1310 18	18"	11 1/2"	1"	2 3/8"
	WM.1310 24	24"	15 3/4"	1 1/4"	2 1/2"
 Natural Bronze	NB.1310 9	8 1/2"	5 1/2"	3/4"	2 1/4"
	NB.1310 12	12"	7 1/4"	1"	2 1/4"
	NB.1310 18	18"	11 1/2"	1"	2 3/8"
	NB.1310 24	24"	15 3/4"	1 1/4"	2 1/2"
 White Bronze	WL.1310 9	8 1/2"	5 1/2"	3/4"	2 1/4"
	WL.1310 12	12"	7 1/4"	1"	2 1/4"
	WL.1310 18	18"	11 1/2"	1"	2 3/8"
	WL.1310 24	24"	15 3/4"	1 1/4"	2 1/2"