

1312 BAUHAUS APPLIANCE PULL

1312 Bauhaus Appliance Pull in () 18" screw centers

MATERIAL

Bronze

AVAILABLE FINISHES



Dark Bronze (BZ)

Distressed Black (TC)






Medium White Bronze (WM)



Natural Bronze (NB) -

Natural Bronze (NB)

White Bronze (WL)

Finish	Code	Length	Screw Center	Width	Projection
 Dark Bronze	BZ.1312 12	13"	12"	1"	2 3/8"
	BZ.1312 18	19"	18"	1"	2 3/8"
	BZ.1312 24	25"	24"	1"	2 3/8"
 Distressed Black	TC.1312 12	13"	12"	1"	2 3/8"
	TC.1312 18	19"	18"	1"	2 3/8"
	TC.1312 24	25"	24"	1"	2 3/8"
 Medium White Bronze	WM.1312 12	13"	12"	1"	2 3/8"
	WM.1312 18	19"	18"	1"	2 3/8"
	WM.1312 24	25"	24"	1"	2 3/8"
 Natural Bronze	NB.1312 12	13"	12"	1"	2 3/8"
	NB.1312 18	19"	18"	1"	2 3/8"
	NB.1312 24	25"	24"	1"	2 3/8"
 White Bronze	WL.1312 12	13"	12"	1"	2 3/8"
	WL.1312 18	19"	18"	1"	2 3/8"
	WL.1312 24	25"	24"	1"	2 3/8"