

PL RECTANGULAR BACKPLATE

PL Rectangular Backplate in Medium White Bronze (WM) 6" screw centers

MATERIAL
Bronze

AVAILABLE FINISHES



Dark Bronze (BZ)



Distressed Black (TC)



Medium White Bronze (WM)








Natural Bronze (NB)



White Bronze (WL)

Dark Bronze (BZ) - Our Dark Bronze patinas is hand applied on the metal to create a naturally aged appearance. Dark bronze is a living finish and will lighten where touched frequently.

Finish	Code	Length	Screw Center	Width
 Dark Bronze	BZ.CPB.PL96	5 1/2"	3 3/4"	1 1/8"
	BZ.CPB.PL152	7 1/2"	6"	1 1/8"
	BZ.CPB.PL203	9 1/2"	8"	1 1/8"
	BZ.CPB.PL254	11 1/2"	10"	1 1/8"
 Distressed Black	TC.CPB.PL96	5 1/2"	3 3/4"	1 1/8"
	TC.CPB.PL152	7 1/2"	6"	1 1/8"
	TC.CPB.PL203	9 1/2"	8"	1 1/8"
	TC.CPB.PL254	11 1/2"	10"	1 1/8"
 Medium White Bronze	WM.CPB.PL96	5 1/2"	3 3/4"	1 1/8"
	WM.CPB.PL152	7 1/2"	6"	1 1/8"
	WM.CPB.PL203	9 1/2"	8"	1 1/8"
	WM.CPB.PL254	11 1/2"	10"	1 1/8"
 Natural Bronze	NB.CPB.PL96	5 1/2"	3 3/4"	1 1/8"
	NB.CPB.PL152	7 1/2"	6"	1 1/8"
	NB.CPB.PL203	9 1/2"	8"	1 1/8"
	NB.CPB.PL254	11 1/2"	10"	1 1/8"
 White Bronze	WL.CPB.PL96	5 1/2"	3 3/4"	1 1/8"
	WL.CPB.PL152	7 1/2"	6"	1 1/8"
	WL.CPB.PL203	9 1/2"	8"	1 1/8"
	WL.CPB.PL254	11 1/2"	10"	1 1/8"