

1312 BAUHAUS APPLIANCE PULL

1312 Bauhaus Appliance Pull in () 12" screw centers

MATERIAL

Bronze

AVAILABLE FINISHES








Dark Bronze (BZ) Distressed Black (TC) Medium White Bronze (WM)



Natural Bronze (NB) White Bronze (WL)

White Bronze (WL) - Our White Bronze (WL) products are produced from an alloy known simply as white bronze. The infusion of manganese and nickel to the copper creates a pleasing silver colored metal. White bronze is a living finish and may oxidize (darken) over time, particularly if installed outdoors.

Finish	Code	Length	Screw Center	Width	Projection
 Dark Bronze	BZ.1312 12	13"	12"	1"	2 3/8"
	BZ.1312 18	19"	18"	1"	2 3/8"
	BZ.1312 24	25"	24"	1"	2 3/8"
 Distressed Black	TC.1312 12	13"	12"	1"	2 3/8"
	TC.1312 18	19"	18"	1"	2 3/8"
	TC.1312 24	25"	24"	1"	2 3/8"
 Medium White Bronze	WM.1312 12	13"	12"	1"	2 3/8"
	WM.1312 18	19"	18"	1"	2 3/8"
	WM.1312 24	25"	24"	1"	2 3/8"
 Natural Bronze	NB.1312 12	13"	12"	1"	2 3/8"
	NB.1312 18	19"	18"	1"	2 3/8"
	NB.1312 24	25"	24"	1"	2 3/8"
 White Bronze	WL.1312 12	13"	12"	1"	2 3/8"
	WL.1312 18	19"	18"	1"	2 3/8"
	WL.1312 24	25"	24"	1"	2 3/8"