

376 TRADITIONAL PULL

376 Traditional Pull in () 6" screw centers

MATERIAL

Bronze

AVAILABLE FINISHES








Dark Bronze (BZ) Distressed Black (TC) Medium White Bronze (WM)



Natural Bronze (NB) White Bronze (WL)

Natural Bronze (NB) -

Finish	Code	Length	Screw Center	Width	Projection
 Dark Bronze	BZ.376 5	5"	3 3/4"	3/8"	1 1/4"
	BZ.376 7 1/4	7 1/4"	6"	3/8"	1 1/4"
	BZ.376 9 1/4	9 1/4"	8"	3/8"	1 1/4"
	BZ.376 11 1/4	11 1/4"	10"	3/8"	1 1/4"
	BZ.376 13 1/4	13 1/4"	12"	3/8"	1 1/4"
	BZ.376 17 1/4	17 1/4"	16"	1/2"	1 1/4"
 Distressed Black	TC.376 5	5"	3 3/4"	3/8"	1 1/4"
	TC.376 7 1/4	7 1/4"	6"	3/8"	1 1/4"
	TC.376 9 1/4	9 1/4"	8"	3/8"	1 1/4"
	TC.376 11 1/4	11 1/4"	10"	3/8"	1 1/4"
	TC.376 13 1/4	13 1/4"	12"	3/8"	1 1/4"
	TC.376 17 1/4	17 1/4"	16"	1/2"	1 1/4"
 Medium White Bronze	WM.376 5	5"	3 3/4"	3/8"	1 1/4"
	WM.376 7 1/4	7 1/4"	6"	3/8"	1 1/4"
	WM.376 9 1/4	9 1/4"	8"	3/8"	1 1/4"
	WM.376 11 1/4	11 1/4"	10"	3/8"	1 1/4"
	WM.376 13 1/4	13 1/4"	12"	3/8"	1 1/4"
	WM.376 17 1/4	17 1/4"	16"	1/2"	1 1/4"
 Natural Bronze	NB.376 5	5"	3 3/4"	3/8"	1 1/4"
	NB.376 7 1/4	7 1/4"	6"	3/8"	1 1/4"
	NB.376 9 1/4	9 1/4"	8"	3/8"	1 1/4"
	NB.376 11 1/4	11 1/4"	10"	3/8"	1 1/4"
	NB.376 13 1/4	13 1/4"	12"	3/8"	1 1/4"
	NB.376 17 1/4	17 1/4"	16"	1/2"	1 1/4"
 White Bronze	WL.376 5	5"	3 3/4"	3/8"	1 1/4"
	WL.376 7 1/4	7 1/4"	6"	3/8"	1 1/4"
	WL.376 9 1/4	9 1/4"	8"	3/8"	1 1/4"
	WL.376 11 1/4	11 1/4"	10"	3/8"	1 1/4"
	WL.376 13 1/4	13 1/4"	12"	3/8"	1 1/4"
	WL.376 17 1/4	17 1/4"	16"	1/2"	1 1/4"