

3312 BAUHAUS PULL

3312 Bauhaus Pull in () 6" screw centers

MATERIAL

Bronze

AVAILABLE FINISHES








Dark Bronze (BZ) Distressed Black (TC) Medium White Bronze (WM)



Natural Bronze (NB) White Bronze (WL)

Natural Bronze (NB) -

Finish	Code	Length	Screw Center	Width	Projection
 Dark Bronze	BZ.3312 4 3/8	4 3/8"	3 3/4"	5/8"	1 3/8"
	BZ.3312 6 5/8	6 5/8"	6"	5/8"	1 3/8"
	BZ.3312 8 5/8	8 5/8"	8"	5/8"	1 3/8"
	BZ.3312 10 5/8	10 5/8"	10"	5/8"	1 3/8"
	BZ.3312 16 5/8	16 5/8"	16"	5/8"	1 3/8"
 Distressed Black	TC.3312 4 3/8	4 3/8"	3 3/4"	5/8"	1 3/8"
	TC.3312 6 5/8	6 5/8"	6"	5/8"	1 3/8"
	TC.3312 8 5/8	8 5/8"	8"	5/8"	1 3/8"
	TC.3312 10 5/8	10 5/8"	10"	5/8"	1 3/8"
	TC.3312 16 5/8	16 5/8"	16"	5/8"	1 3/8"
 Medium White Bronze	WM.3312 4 3/8	4 3/8"	3 3/4"	5/8"	1 3/8"
	WM.3312 6 5/8	6 5/8"	6"	5/8"	1 3/8"
	WM.3312 8 5/8	8 5/8"	8"	5/8"	1 3/8"
	WM.3312 10 5/8	10 5/8"	10"	5/8"	1 3/8"
	WM.3312 16 5/8	16 5/8"	16"	5/8"	1 3/8"
 Natural Bronze	NB.3312 4 3/8	4 3/8"	3 3/4"	5/8"	1 3/8"
	NB.3312 6 5/8	6 5/8"	6"	5/8"	1 3/8"
	NB.3312 8 5/8	8 5/8"	8"	5/8"	1 3/8"
	NB.3312 10 5/8	10 5/8"	10"	5/8"	1 3/8"
	NB.3312 16 5/8	16 5/8"	16"	5/8"	1 3/8"
 White Bronze	WL.3312 4 3/8	4 3/8"	3 3/4"	5/8"	1 3/8"
	WL.3312 6 5/8	6 5/8"	6"	5/8"	1 3/8"
	WL.3312 8 5/8	8 5/8"	8"	5/8"	1 3/8"
	WL.3312 10 5/8	10 5/8"	10"	5/8"	1 3/8"
	WL.3312 16 5/8	16 5/8"	16"	5/8"	1 3/8"