

1090 SASH PULL
1090 Sash Pull in () 6" length

MATERIAL
Bronze

AVAILABLE FINISHES








Dark Bronze (BZ) Distressed Black (TC) Medium White Bronze (WM)



Natural Bronze (NB) White Bronze (WL)

Natural Bronze (NB) -

| Finish | Code | Length | Width | Projection |
|------------------------------------------------------------------------------------------------------------|------------|--------|-------|------------|
|  Dark Bronze | BZ.1090 4 | 4" | 3/8" | 1" |
| | BZ.1090 6 | 6" | 3/8" | 1 1/4" |
| | BZ.1090 8 | 8" | 3/8" | 1 3/8" |
| | BZ.1090 10 | 10" | 3/8" | 1 3/8" |
|  Distressed Black | TC.1090 4 | 4" | 3/8" | 1" |
| | TC.1090 6 | 6" | 3/8" | 1 1/4" |
| | TC.1090 8 | 8" | 3/8" | 1 3/8" |
| | TC.1090 10 | 10" | 3/8" | 1 3/8" |
|  Medium White Bronze | WM.1090 4 | 4" | 3/8" | 1" |
| | WM.1090 6 | 6" | 3/8" | 1 1/4" |
| | WM.1090 8 | 8" | 3/8" | 1 3/8" |
| | WM.1090 10 | 10" | 3/8" | 1 3/8" |
|  Natural Bronze | NB.1090 4 | 4" | 3/8" | 1" |
| | NB.1090 6 | 6" | 3/8" | 1 1/4" |
| | NB.1090 8 | 8" | 3/8" | 1 3/8" |
| | NB.1090 10 | 10" | 3/8" | 1 3/8" |
|  White Bronze | WL.1090 4 | 4" | 3/8" | 1" |
| | WL.1090 6 | 6" | 3/8" | 1 1/4" |
| | WL.1090 8 | 8" | 3/8" | 1 3/8" |
| | WL.1090 10 | 10" | 3/8" | 1 3/8" |