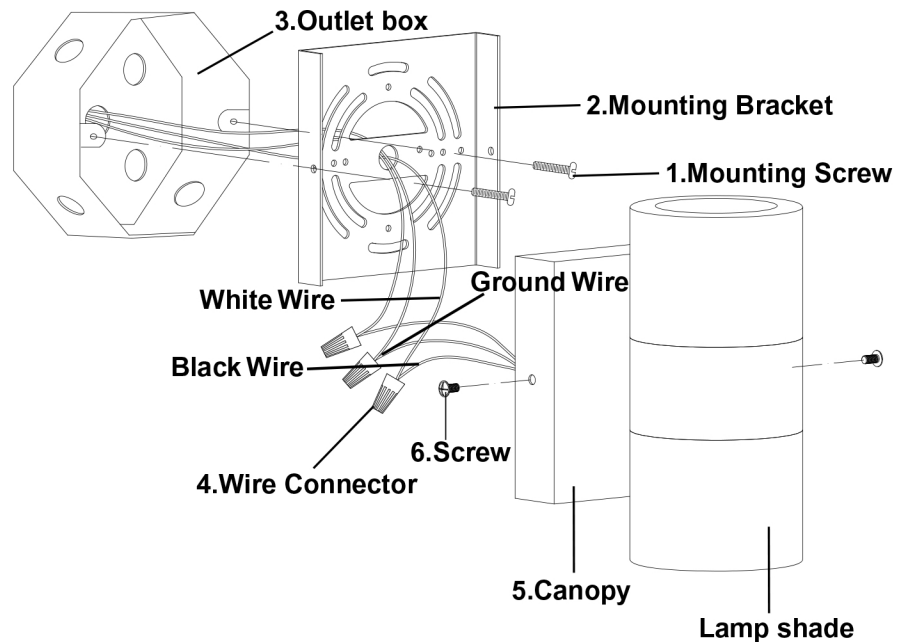


# Arnsberg

customerservice@arnsberg.com

www.arnsberg.com

## Mounting Instructions



## ASSEMBLY INSTRUCTIONS

# H2O

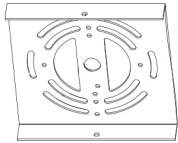
# 282710206

## Assembly Instructions

1. Screw the two mounting screws (#1) into the mounting bracket (#2). Mount the mounting bracket (#2) to the outlet box (#3) using the two-mounting screw. Make sure the heads of the mounting screws (#6) are facing outside when the mounting bracket (#2) is attached to the outlet box (#3).
2. Connect the ground wire from the fixture to the ground wire from the outlet box (#3). Connect the white wire from the fixture to the white wire (neutral wire) from the outlet box (#3). Connect the black wire from the fixture to the black wire (live wire) from the outlet box (#3). Cover the connections using the Wire Connectors (#4). Wrap the wire connections with electrical tape for a more secure connection. Position the wires back inside the outlet box (#3). Note: If you have electrical questions, consult your local licensed electrician.
3. Place the canopy (#5) over the mounting bracket. Use the screws (#6) to secure the canopy.
4. Installation is complete. Turn on the power at the circuit breaker or fuse box. Turn the light switch on to activate the fixture.

### Parts Included:

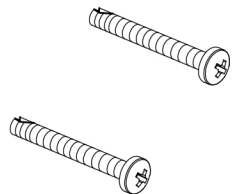
Mounting Bracket



Wire Connector



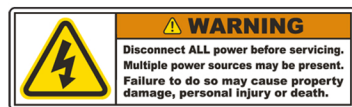
Outlet Box screw



### CSA / UL Safety Requirements

CSA/UL requires that these IMPORTANT SAFETY INSTRUCTION be listed:

- Before starting installation of this fixture or removal of a previous fixture, disconnect the power by turning off the circuit breaker or by removing the fuse at the fuse box.
- Consult a qualified electrician if you have any electrical questions or need to replace the driver.



### Care Instructions

Arnsberg suggests using only a micro fiber cleaning cloth to clean this fixture. If required, a slightly damp cleaning cloth may be used to spot clean. Do not use common household cleaners on this fixture, as the final finish may be damaged as a result. Enjoy your new Arnsberg fixture.