




09048 Anchor

Joinery Plank

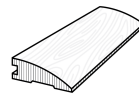
Joinery Plank creates an extraordinary, unique floor achieved through reactive staining processes that intentionally brings your home together with elements of nature. Joinery Plank is a complimentary hardwood to go with the 2" x 8" Joinery Inserts and is offered in 3 timeless colors.

ANDERSON
TUFTEX™

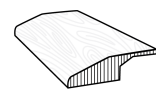


STYLE NUMBER	AA836
CONSTRUCTION	Engineered
SPECIES	White Oak
WIDTH	8"
THICKNESS	5/8"
FINISH	Luster-Lock Ultra
SQFT PER CARTON	22.45 sq ft
SQFT PER PALLET	808.2 sq ft
EDGE PROFILE	Bevel
SURFACE TEXTURE	Wirebrushed
INSTALLATION METHODS	Nail, Staple, Glue, Floating
INSTALLATION GRADE	Above, On, Below
COLOR VARIATION	Extremely High
LIGHT SENSITIVITY	Yes
GLOSS LEVEL	7%
COUNTRY OF ORIGIN	United States
RESIDENTIAL WARRANTY	50 Years


All measurements are nominal. Cartons may include random lengths.



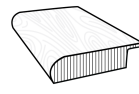
ARD58
Flush Reducer



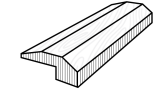
AORD5
Overlap Reducer



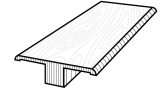
ASD58
Flush Stairnose



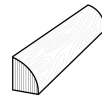
AOSD5
Overlap Stairnose



ATDH5
Threshold | Carpet Reducer



ATM58
T-Molding



AAQTR
Quarter Round

Trim Pieces length: 78". Due to the natural characteristics of wood, **moldings are intended to coordinate** instead of match. Trim images are for illustration purposes only. Actual dimensions will vary. Contact the Shaw Information Center for additional details: 800-441-7429.