



15007 Clam Shell

Coastal Art

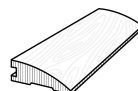
Wide planks reminiscent of the boardwalk, the soothing effects of salt air, the play of light on the waves. Inspired by the coastal lifestyle, distinctive coloring and texture is used with these engineered options to evoke memories of time spent by the sea.

ANDERSON
TUFTEX™

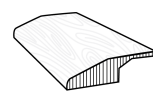


STYLE NUMBER	AA774
CONSTRUCTION	Engineered
SPECIES	Red Oak
WIDTH	4.94"
THICKNESS	1/2"
FINISH	Luster-Lock Ultra
SQFT PER CARTON	27.58 sq ft
SQFT PER PALLET	992.88 sq ft
EDGE PROFILE	Bevel
SURFACE TEXTURE	Painted/Distressed
INSTALLATION METHODS	Nail, Staple, Glue, Floating
INSTALLATION GRADE	Above, On, Below
COLOR VARIATION	High
LIGHT SENSITIVITY	No
GLOSS LEVEL	20%
COUNTRY OF ORIGIN	United States
COMMERCIAL WARRANTY	10 Year Light Commercial
RESIDENTIAL WARRANTY	50 Years


All measurements are nominal. Cartons may include random lengths.



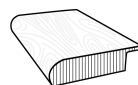
ARH12
Flush Reducer



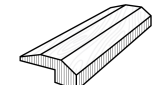
AAOLR
Overlap Reducer



ASH12
Flush Stairnose



AAOSN
Overlap Stairnose



ATHH2
Threshold | Carpet Reducer



AATMH
T-Molding



AAQTR
Quarter Round

Trim Pieces length: 78". Due to the natural characteristics of wood, **moldings are intended to coordinate** instead of match. Trim images are for illustration purposes only. Actual dimensions will vary. Contact the Shaw Information Center for additional details: 800-441-7429.