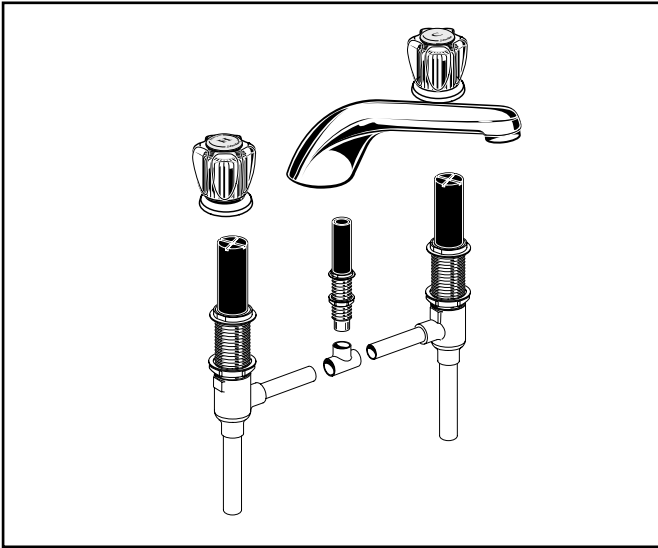


American Standard

UPGRADABLE DECK-MOUNT TUB FILLER



R800BP Rough valve shown with Colony Soft T900.400BP trim kit.

MODEL NUMBER:

- R800BP Deck-Mount Tub Filler**
 Rough valve only.
 For use with Colony, Colony Soft, and Hampton Tub Spouts.

1. DECK THICKNESS

TOTAL DECK THICKNESS UP TO 2-1/2"

2. FINISHED DECK

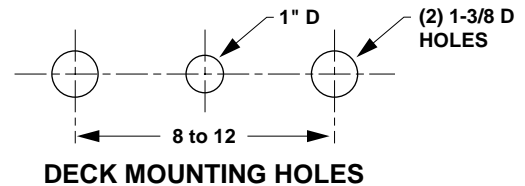
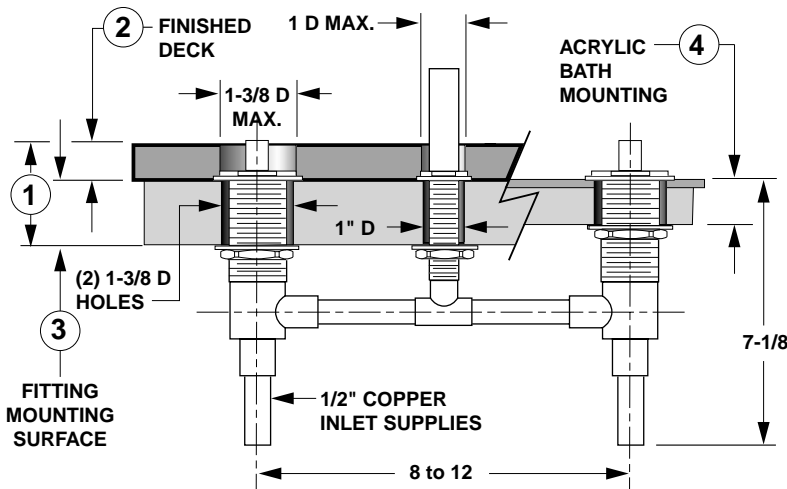
FINISHED DECK VARIABILITY ACCOMMODATES DECKING MATERIAL (TILE, MARBLE, CORIAN@...) TO 1" THICK

3. FITTING MOUNTING SURFACE

ADJUSTABILITY, TO 1-1/2" THICK

4. ACRYLIC BATHS

ADJUSTABILITY, TO 1-1/2" THICK



GENERAL DESCRIPTION:

Separate brass and 1/2" copper waterway below deck provided for adjustable installations. Washerless 1/4 turn ceramic disc valve cartridges with 1/2" sweat inlets. Total rough-in up to 2-1/2". Rough valve body provides 1-1/2" for rough deck installation. Trim kits provide an additional 1" adjustability for finished deck. Valve body will accept a variety of decorative spouts and handles.

CODES AND STANDARDS

These products meet or exceed the following codes and standards:

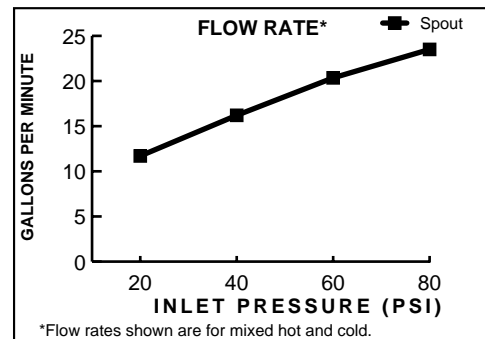
ASME A112.18.1M
CSA B 125

PRODUCT FEATURES:

Brass Construction: Durable. Ideal for prolonged contact with water.

Ceramic Disc Valve Cartridges: Assures a lifetime of drip-free performance.


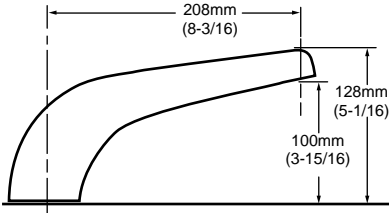


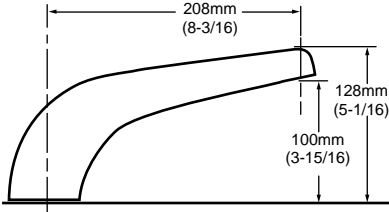

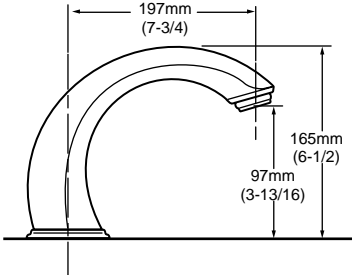






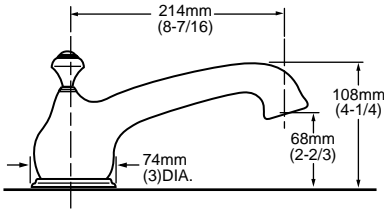





Many Trim Options: Wide range of handle & spout styles.



SUGGESTED SPECIFICATION:

Two handle deck-mount tub filler shall feature cast brass construction with brass and copper waterway. Shall also feature 1/4 turn washerless ceramic disc valve cartridges that are reversible for use with round or lever handles. Fitting shall be American Standard Model # _____ and trim kit # _____.

TRIM KITS FOR R800BP Rough valve bodies

Trim Kit	Model # Description	Finishes	Roughing-In Dimensions
 <p>T900.400 BP</p>	<p>COLONY SOFT TRIM KIT</p> <ul style="list-style-type: none"> • 8-1/2" long Cast brass tub spout • Acrylic Handles • LESS Valve 	.002 Polished Chrome	
 <p>T975.500</p> 	<p>COLONY SOFT TRIM KIT</p> <ul style="list-style-type: none"> • 8-1/2" long cast brass tub spout • Metal Lever Handles • LESS Valve 	.002 Polished Chrome .099 Polished Brass (PVD) .299 Pol. Chrome/Brass (PVD) Mix	
 <p>T980.702</p>	<p>HAMPTON TRIM KIT</p> <ul style="list-style-type: none"> • Brass Crescent slip-fit spout • Porcelain Cross Handles • LESS Valve <p>* Order 7980.702.____ for Valve & Trim Complete</p>	.002 Polished Chrome .099 Polished Brass (PVD) .285 Velvet .295 Satin (PVD)	
 <p>T980.712</p> 	<p>HAMPTON TRIM KIT</p> <ul style="list-style-type: none"> • Brass Crescent slip-fit spout • Porcelain Lever Handles • LESS Valve <p>* Order 7980.712.____ for Valve & Trim Complete</p>		
 <p>T980.722</p>	<p>HAMPTON TRIM KIT</p> <ul style="list-style-type: none"> • Brass Crescent slip-fit spout • Metal Cross Handles • LESS Valve <p>* Order 7980.722.____ for Valve & Trim Complete</p>		
 <p>T980.732</p> 	<p>HAMPTON TRIM KIT</p> <ul style="list-style-type: none"> • Brass Crescent slip-fit spout • Metal Lever Handles • LESS Valve <p>* Order 7980.732.____ for Valve & Trim Complete</p>		
 <p>T970.702</p>	<p>HAMPTON TRIM KIT</p> <ul style="list-style-type: none"> • Cast brass slip-fit spout • Porcelain Cross Handles • LESS Valve <p>* Order 7970.702.____ for Valve & Trim Complete</p>	.002 Polished Chrome .099 Polished Brass (PVD) .285 Velvet .295 Satin (PVD)	
 <p>T970.712</p> 	<p>HAMPTON TRIM KIT</p> <ul style="list-style-type: none"> • Cast brass slip-fit spout • Porcelain Lever Handles • LESS Valve <p>* Order 7970.712.____ for Valve & Trim Complete</p>		
 <p>T970.722</p>	<p>HAMPTON TRIM KIT</p> <ul style="list-style-type: none"> • Cast brass slip-fit spout • Metal Cross Handles • LESS Valve <p>* Order 7970.722.____ for Valve & Trim Complete</p>		
 <p>T970.732</p> 	<p>HAMPTON TRIM KIT</p> <ul style="list-style-type: none"> • Cast brass slip-fit spout • Metal Lever Handles • LESS Valve <p>* Order 7970.732.____ for Valve & Trim Complete</p>		