

T373.432 Shown

MODEL NUMBER:

TRIM KITS:

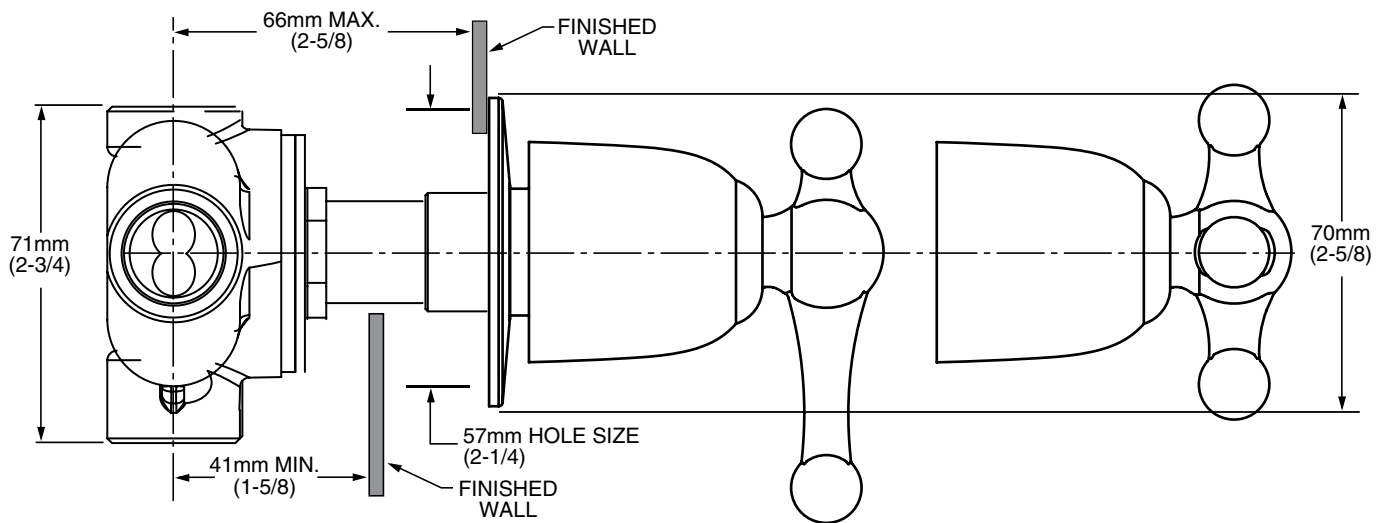
- T373.430 Enfield Diverter Valve Trim**
Valve Trim ONLY. With Lever handle. LESS Valve.
- T373.432 Enfield Diverter Valve**
Valve Trim ONLY. With Cross handle. LESS Valve.

ROUGH VALVE BODIES:

- R420 Two-Way In-Wall Diverter Valve Rough**
1/2" NPT inlets/outlets. Less Handle.
- R430 Three-Way In-Wall Diverter Valve Rough**
1/2" NPT inlets/outlets. Less Handle.

NOTE: Cannot be used as a shut-off valve.

ALL CONNECTIONS 1/2" NPT



GENERAL DESCRIPTION:

In-Wall Diverters: Rotational control alternates water flow between two (R420) or three (R430) different shower outlets (i.e. showerhead, handspray, body side spray or tub spout). Forged brass valve body. Mixed water inlet and two (R420) or three (R430) outlets are marked on back of valve body. 1/2" NPT connections on mixed water inlet and two (R420) or three (R430) outlets. Stamped brass escutcheon. Tub port with increased water flow (see chart).

NOTE: Cannot be used as a shut-off valve.

PRODUCT FEATURES:

Solid Brass Construction: Durable, ideal material for prolonged contact with water.

Removable Plaster Guard: Permits checking of valve installation prior to installing trim parts.

Choice of Finishes: Wide range of durable finishes.

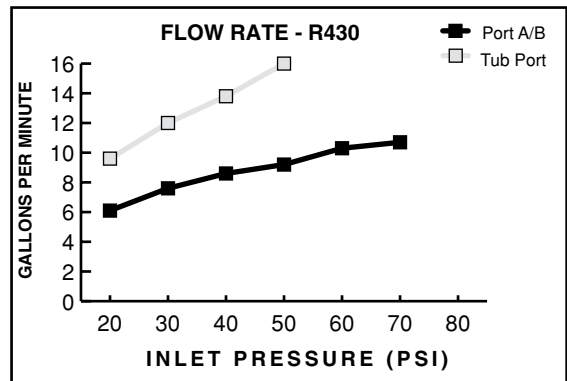
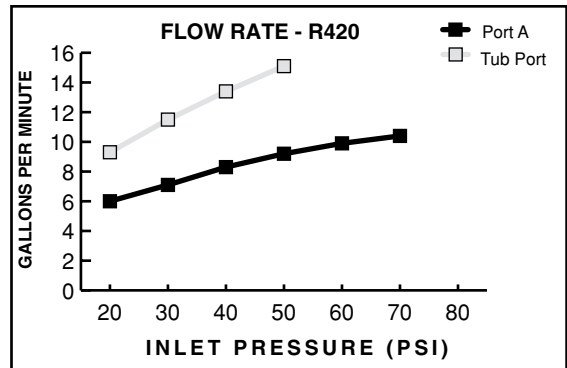
SUGGESTED SPECIFICATION


Two (three) way diverter shall feature a forged brass body with 1/2" NPT mixed water inlet and outlets. Fitting shall be American Standard Model # T373.43_._ (Diverter Valve Trim) and R4_0. (Rough Valve Body).

CODES AND STANDARDS

These products meet or exceed the following codes and standards:


ASME A112.18.1



TRIM KITS**	Product Number	Description	Finish Options			
			Polished Chrome	Polished Nickel	PVD Blackened Bronze	PVD Satin Nickel
			002	008	068	295
	T373.430	Diverter Valve Trim. Lever handle. Less valve. 				
	T373.432	Diverter Valve Trim. Cross handle. Less valve.				

ROUGH VALVE BODIES	Product Number	Description		
			R420	Two-Way In-Wall Diverter. Less Handle.
			R430	Three-Way In-Wall Diverter. Less Handle.

*** ROUGHS AND TRIMS MUST BE ORDERED SEPARATELY.**

 Meets the American Disabilities Act Guidelines and **ANSI A117.1** Requirements for the physically challenged.