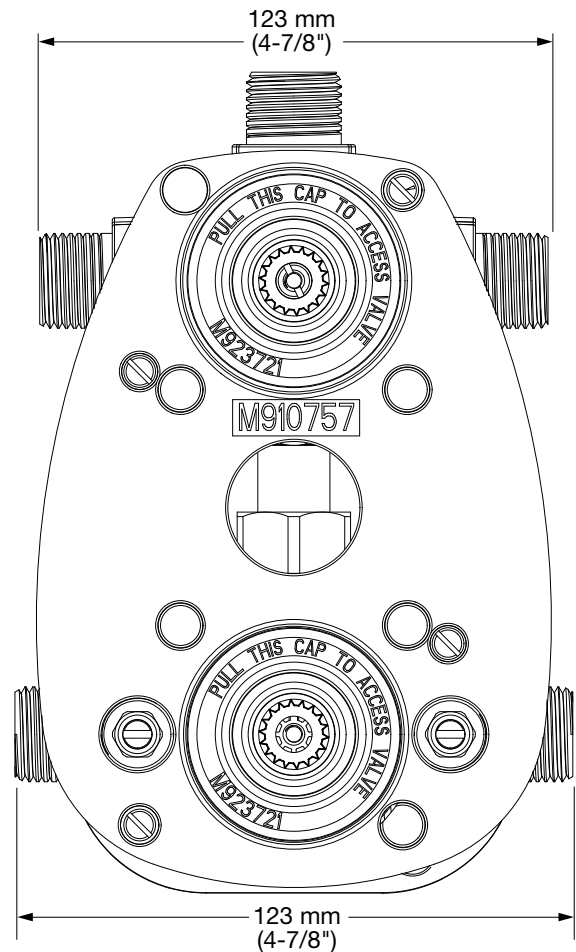
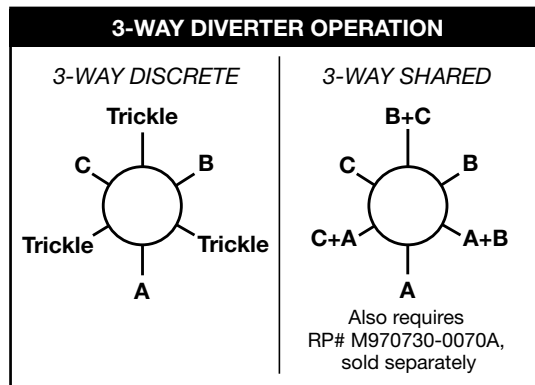


MODEL NUMBER:

- ❑ **RU531 Flash Two-Handle Pressure Balance Rough Valve with Built-In 3-Way Diverter (Discrete)**
 1/2" NPT inlets/outlets. 3 Discrete Functions. LESS Trim.
- ❑ **RU531 Flash Two-Handle Pressure Balance Rough Valve with Built-In 3-Way Diverter (Shared)**
 - 3-Way Diverter with Shared Flow requires additional cartridge (RP# M970730-0070A), sold separately.
 - 1/2" NPT inlets/outlets. 3 Discrete Functions/3 Shared Functions. LESS Trim.



GENERAL DESCRIPTION:

Valve body features cast DZR brass construction. The single unit contains two handles, the bottom handle sets the water's desired temperature, as well as the on and off. The top metal handle controls the diverter functions. The valve utilizes a ceramic spool pressure balance unit, which reacts quickly to pressure changes and reduces risk of scalding.

PRODUCT FEATURES:

- Cast DZR Brass Valve Body:** Durable. Ideal material for prolonged contact with water. Resists corrosion due to high chloride and pH levels in water
- Flat Back:** Allows valve to be mounted flush against cross brace for easy and solid installation.
- Smaller Size:** Increased flexibility in tight installation areas
- Ceramic Spool Pressure Balance Unit:** Quick reacting to pressure changes, Resists lime and calcium buildup and unaffected by harsh water conditions
- 150-Degree Comfort Range:** Wider temperature range to allow user to fine tune the perfect shower temperature

- Solid Brass Inlet Connections:** Fast and easy installation without adaptors reducing leak points - Easier and flameless installation (no soldering required)
- Exclusive Plaster Guard:** Plaster guard is designed to protect valve and act as a guide during installation.

SUGGESTED SPECIFICATION

Two-handle pressure balance valve shall feature a cast DZR brass valve body. Shall feature built-in diverter. Pressure balance rough valve shall utilize a ceramic spool pressure balance unit. Shall also feature 1/2" NPT inlets and outlets. Fitting shall be American Standard Model # RU531.



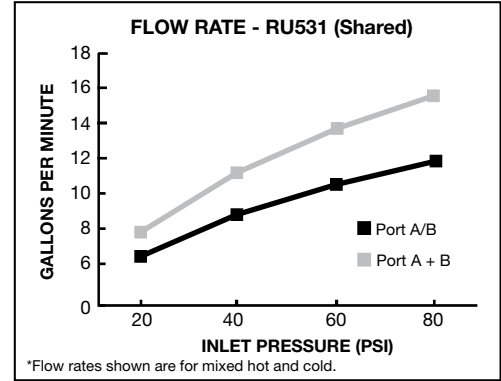
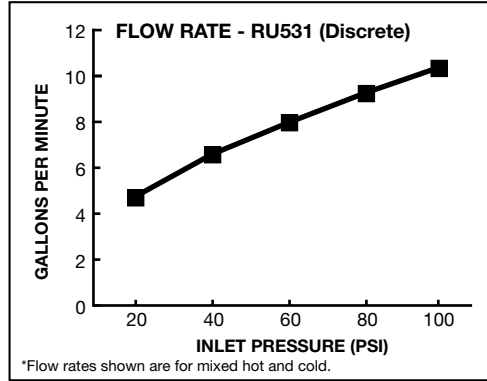
ROUGH VALVES

FLASH™ TWO-HANDLE PRESSURE BALANCE ROUGH VALVE WITH BUILT-IN 3-WAY DIVERTER

CODES AND STANDARDS

These products meet or exceed the following codes and standards:

- ASSE 1016**
- ASME A112.18.1**
- CSA B125.1**



Meets the American Disabilities Act Guidelines and **ANSI A117.1** Requirements for the physically challenged.

ROUGH VALVE BODIES	Product Number	Description
	RU531 (Discrete)	Two-Handle Pressure Balance Rough Valve with Built-In 3-Way Diverter. (Discrete). 1/2" NPT Inlets/Outlets. 3 Discrete Functions. LESS Trim.
	RU531 (Shared)	Two-Handle Pressure Balance Rough Valve with Built-In 3-Way Diverter. (Shared). LESS Trim. Note: Shared functionality requires the RU531 rough valve, plus the 3-Way Shared cartridge #M970730-0070A (sold separately)

Flash 2-Handle Pressure Balance Valve (RU531) will accept the following trims:

AVAILABLE TRIM KITS	Town Square® S	Serin®	Times Square®
	TU555.740	TU064.740 	TU184.740
	Delancey®	Studio® S	Townsend®
	TU052.740 	TU105.740 	TU353.740

PART OF **LIXIL**