

SPEKTRUM+ SERIES

13.1ft Tape Light Kit

The Spektrum+ RGBTW tape light kit is the ultimate option in color changing RGB linear lighting technology. With RGB+TW, not only do you have a virtually unlimited RGB palette of color combinations, you also have the ability to adjust true white light ranging from 2700K to 6000K. Providing intense color saturation, transition effects, and fade to white lighting effects bundled into an easy to install kit.

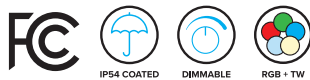

- RGB + Tunable White (2700K to 6000K) color mixing capability
- Up to 410Lm output per foot while consuming only 7W per foot
- Excellent color rendering index (90+ CRI)
- Sync & control multiple Spektrum+ tape light kits & products
- Ready to install 13.1ft 24V DC Kit with plug & play connection
- Maximum run lengths up to 13.1ft
- IP54 rating for dry and damp locations
- Includes (1) 3A plug-in driver, (1) 15FT 6PIN 20AWG wire, (3) 6pin Tape to Tape snap connector , (3) 6pin tape to tape jumpers, (1) SPKPL-REC-INLINE-5CH inline Bluetooth receiver, (1) SPKPL-CTRL-W-RGBTW Bluetooth handheld remote

PROJECT: _____

TYPE: _____

LOCATION: _____

CATALOG NUMBER: _____



SPEKTRUM+ 4M TAPE LIGHT KIT QUICK SPECS

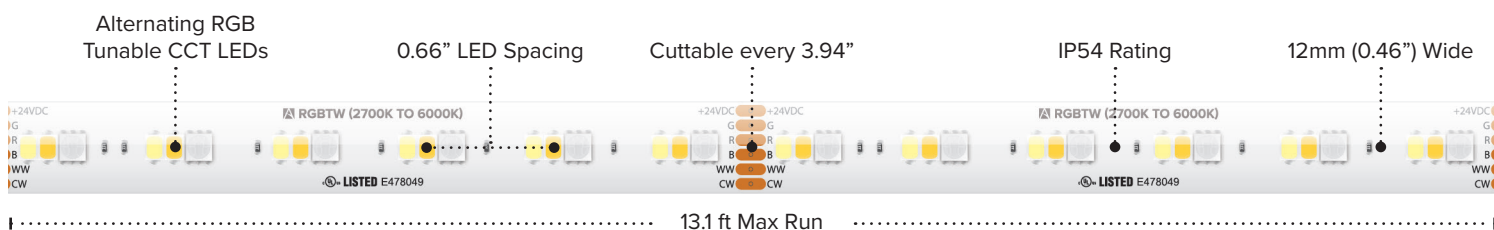
VOLTAGE	24V DC
WATTAGE	7W/ft
LUMENS	Up to 410Lm/ft
CCT OPTIONS	RGB + Tunable White (2700K-6000K)
CRI	90+
DIMMING	Spektrum+ App (0-100%)*
MAX RUN	13.1ft (14m)
CUTTABLE	Every 3.94"
CERTIFICATIONS	IP54 Dry and Damp Location
RATED LIFE	50,000 Hours

*Not intended for use with a standard wall switch dimmer. Use only with Spektrum+ Smart App or Spektrum+ Smart Switch control (sold separately)

SPEKTRUM+ 4M TAPE LIGHT KIT IP RATING

IP54 (Coated)
 Features a light nano-coating applied to the tape light and LED's that protects from moisture and dust.
Best suited: Indoor dry & damp locations

SPEKTRUM+ 4M TAPE LIGHT KIT QUICK LOOK



SPEKTRUM+ 4M TAPE LIGHT KIT ORDERING INFORMATION

ITEM NUMBER	DESCRIPTION	VOLTAGE	CCT	CRI	LUMENS	WATTAGE	DIMMING
SPKPL-RGBTW-4MKIT	13.1ft Tape Light Kit	24V DC	RGBTW	90+	Up to 410Lm/ft	7W/ft	App Controlled

Includes: 3A plug-in driver, (1) 15FT 6PIN wire (20AWG), (3) 6pin Tape to Tape snap connector, (3) 6pin tape to tape jumpers, (1) SPKPL-REC-INLINE-5CH inline Bluetooth receiver, (1) SPKPL-CTRL-W-RGBTW

SPEKTRUM+ 4M TAPE LIGHT KIT ACCESSORIES

ITEM NUMBER	DESCRIPTION
SPKPL-GTWY*	Spektrum+ WiFi to Bluetooth® Smart Hub*

*Gateway recommended for use in every Spektrum+ application for full app functionality.



SPKPL-GTWY

SPEKTRUM+ NOTES

CONTROLLING THE FIXTURE: The in-line LED controller/receiver utilizes Bluetooth Wireless Technology and can be controlled via the Spektrum+ Smart Lighting App and/or the Spektrum+ Smart Switch (SPKPL-CTRL-W-RGBTW). It is not intended to be used with a standard dimmer switch.

DISTANCE OF CONTROL CAPABILITY: 25 meters (approx. 80ft)

RESET THE DEVICE: Power the device ON and OFF x 3 times in succession. The device will pulse once reset and ready to be paired.

USING THE SPEKTRUM+ SMART LIGHTING APP: Please follow the Spektrum+ Smart Lighting App guide.

SPEKTRUM+ SIGNAL ATTENUATION

All claims related to signal distance are based on clear line of sight. Any obstacles impeding direct line of sight will significantly reduce the effective distance of the product. Increasing density and thickness of obstacles will further decrease the signal distance.

Material Interference Table

MATERIAL	POTENTIAL FOR RANGE REDUCTION
Wood	Low
Glass	Low
Brick	Medium
Marble	Medium
Plaster	High
Concrete	High
Metal	Very High

Best practices/troubleshooting tactics include:

- Devices using the same RF band can interfere with each other’s communication. Though they cannot communicate directly, they may be able to inject noise into another system. If you experience this, the best practice is move the inadvertent receiver(s)/ transmitter(s) to an alternate location or to place a barrier between the inadvertent receiver(s)/transmitter(s).
- If a receiver must be moved out of sight, make sure that the receiver is not fully enclosed and that the receiver is placed as close to the opening as possible. The signal will be able to be reflected around a corner at reduced strength.
- If an antenna is used, the signal is strongest in directions perpendicular to the direction the antenna is pointing.
- A cellphone camera can be used to test if an IR remote is transmitting a signal. Even though the infrared band is invisible to humans, the cellphone camera will pick up the IR light and display it on the screen as either a red or white light. If pressing a button does not show a light on the cellphone screen, the batteries are most likely dead and need to be replaced.

**Spektrum+ Smart Hub Required for automation features and use with voice assistants

SPEKTRUM+ MAXIMUM CONSIDERATIONS (IN APP)

ITEM	QUANTITY
SIMULTANEOUS LOGINS PER ACCOUNT	200
DEVICES IN (1) APP ACCOUNT	20 homes * 200 devices
HOMES PER ACCOUNT	20
DEVICES IN A NETWORK/FAMILY/HOME	200
MEMBERS PER HOME	20
ROOMS PER HOME	20
DEVICES PER ROOM	50
DEVICES PER GROUP	100
DEVICE GROUPS PER HOME	20
DEVICES LINKED TO A SINGLE GATEWAY/REMOTE	128
SCHEDULES PER DEVICE	30
SCENES IN A HOME	100
AUTOMATIONS IN A HOME	100
ACTIONS IN A SCENE	150
ACTIONS IN A AUTOMATION SCENE	150
CONDITIONS IN AN AUTOMATION SCENE	10
USER THAT CAN SHARE A DEVICE GROUP	20
USERS THAT CAN SHARE A SINGLE DEVICE	20
HOMES THAT (1) APP ACCOUNT CAN JOIN	20



AMERICAN LIGHTING WARRANTY

LIMITED WARRANTY FOR LED PRODUCTS: 5 YEARS

LIMITED PRODUCT WARRANTY

Our products are warranted to be free from defects in material and workmanship for the warranty period listed. Warranty periods begin from the date of shipment from American Lighting Inc's warehouse to the original purchaser. Products that prove to be defective during their specific warranty period will be either repaired or replaced, at the sole discretion of American Lighting Inc. Claims for defective products must be submitted in writing to American Lighting Inc's RGA Department within the warranty period. Upon approval of such return, American Lighting Inc reserves the right to inspect the product for misuse or abuse. Claims for indirect or consequential damages or for product that, in American Lighting Inc's opinion, has been misused will be denied. This is a warranty of product reliability only and not a warranty of merchantability or fitness for a particular purpose. American Lighting Inc shall have no liability whatsoever in any event for payment of incidental or consequential damages, including, without limitations, installation costs and/or damages for personal injury and/or property. These products may represent a possible shock or fire hazard if improperly installed or altered in any way. This warranty does not apply to any product that has not been properly installed in accordance with current local codes and/or the National Electrical Code. Products that require a transformer, driver, or power supply must be used in conjunction with American Lighting Inc's recommended power supply to ensure safety and retain product warranty.

PRODUCT SPECIFICATIONS

For the latest product information, updates, instructions and details concerning specifications, colors, finishes, performance, installation and design, visit www.americanlighting.com. Color may vary from the color printed herein due to limitations in photographic and printing processes. American Lighting Inc. reserves the right to change product specifications without notice. Other product specifications such as color temperature, wavelength characteristics and lumen output are subject to production limitations and may vary. LED technology is changing rapidly, and not all color temperatures and performance levels can be duplicated at a later time. Best practices include purchasing 10-15% more for a particular project on the same initial order where white LED color temperatures must be maintained over project and product life. Eventual product replacement should be considered at layout and design stages. Best practices also include testing connections and product performance prior to mounting and/or installing.

AVERAGE LIFE

Average incandescent lamp life, rated life and average life are terms used to describe the number of hours at which half of the lamps have failed. For LEDs, the hours of rated life specify the point where 70% of original lumen output is reached. Below this point, the effective life is over, however, the LED may still emit light. Individual results may vary with actual environmental conditions including, but not limited to, proper installation, ambient temperature and/or input voltage fluctuations.