

RGBW COB TAPE LIGHT

24V DC High Output RGB + 3000K

COB Tape Light features uniform illumination without the need for additional diffused covers or accessories. RGBW lighting combines RGB with white color mixing to create millions of color possibilities while maintaining even greater brightness and overall color saturation.

- Seamless COB design that eliminates virtually all LED dotting
- Dynamic RGB+3000K warm white color mixing capabilities
- Create millions of color combinations for impactful installations
- Lumen output ranging up to 200Lm per foot
- Cuttable every 3.28" with 16.4ft max run
- Easy installation featuring 3M VHB adhesive backing
- Control via DMX for color and dimming (requires DMX decoder)
- cULus Listed for indoor dry/damp, and wet locations
- 50,000 hours rated life



PROJECT: _____

TYPE: _____

LOCATION: _____

CATALOG NUMBER: _____



HTL-COB-RGBW SERIES QUICK SPECS

VOLTAGE	24V DC
WATTAGE	4.5W / ft
LUMENS	Up to 200Lm / ft
CCT OPTIONS	RGBW (3000K)
CRI	90+ (3000K)
MAX RUN	16.4ft
CUTTING POINTS	3.28" (83.3mm)
IP RATING	IP54 - Coated
DIMMING	5-100% (Requires Secondary Side Controller)
DIMENSIONS	0.47" (12mm) W x 0.06" (1.65mm) H
BEAM ANGLE	120°
OPERATING TEMP	5°C (41°F) to 70°C (158°F)
CERTIFICATIONS	cULus Listed - Dry / Damp Locations
RATED LIFE	50,000 Hours

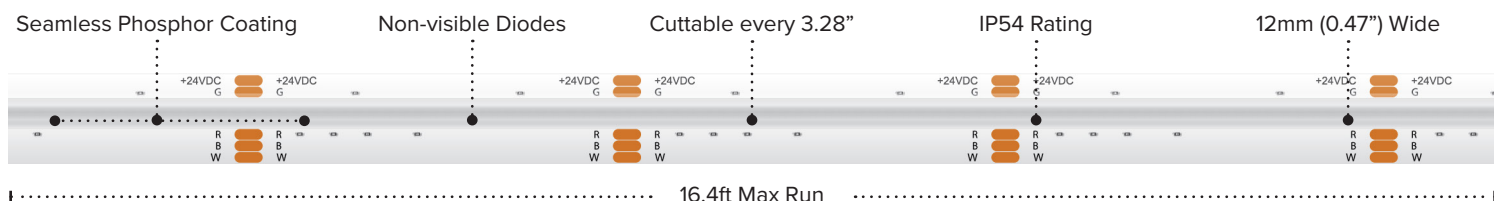
HTL-COB-RGBW SERIES IP RATINGS



IP54 (Coated)

Features a light nano-coating applied to the tape light and LED's that protects from moisture and dust.
Best suited: Indoor dry & damp locations

HTL-COB-RGBW SERIES QUICK LOOK



HTL-COB-RGBW SERIES ORDERING INFORMATION *Custom Cut Orders - Please Allow Up To 2-4 Weeks Order Processing & Delivery*


ITEM NUMBER	VOLTAGE	CCT	LENGTH	LUMENS / FT	WATTAGE / FT	IP RATING	CRI	CUTTING	MAX RUN
HTL-COB-RGBW-16	24V DC	RGBW	16.4 ft	200Lm / ft	4.5W / ft	IP54	90+	3.28" (83.3mm)	16.4 ft
HTL-COB-RGBW-CC	24V DC	RGBW	Custom Cut	200Lm / ft	4.5W / ft	IP54	90+	3.28" (83.3mm)	16.4 ft

16.4ft Reels (IP54) Include: Attached 3ft Lead Wire / Attached 3ft Tail Wire
Custom Cut: Order (1) **CONKIT-CC** Assembly Fee per length of tape; includes 6ft soldered lead wire + shrink tube cover; for additional wire; Add (1) TL-WIRE per additional foot of lead wire

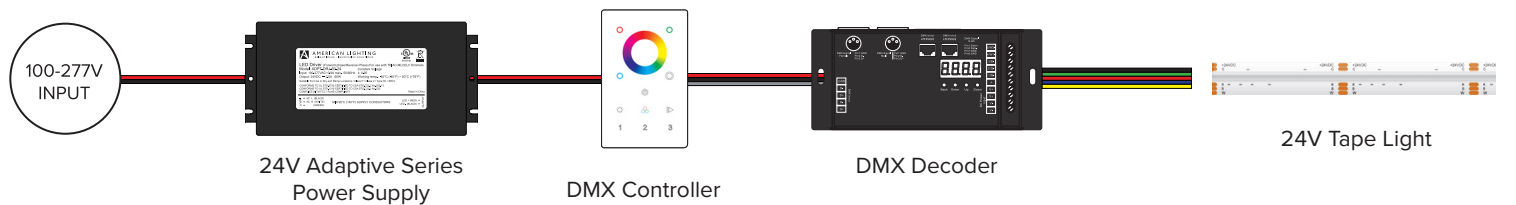
*Custom Cut Lengths must be calculated in 3.28" increments (Min 1ft / Max. 16.4ft). See page 3 for cut increment guide.

HTL-COB-RGBW SERIES ACCESSORIES

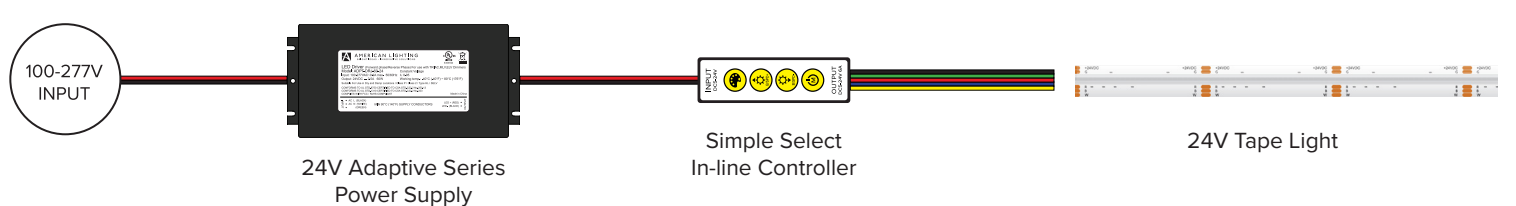
ITEM NUMBER	DESCRIPTION
WIRE-15-5PIN	15ft (20/5) Wire Spool
WIRE-CMP-100-6PIN	100ft (16/6) In-wall Rated Wire Spool
INLINE-RGBW-CTRL	Simple Select In-line Controller (RGBW)
RCWY-PVC-1M	1m Plastic Wire Cover Raceway



HTL-COB-RGBW SERIES DMX QUICK SET-UP



HTL-COB-RGBW SERIES SIMPLE SELECT QUICK SET-UP



RECOMMENDED POWER SUPPLIES

ITEM NUMBER	DESCRIPTION	MAX / MIN LOAD	INPUT VOLTAGE	OUTPUT VOLTAGE	DIMMABLE	DIMENSIONS
ADPT-DRJ-30-24	Adaptive Series 30W	30W / 3W	100-277V AC	24V	Yes*	6.49"L x 3.6"W x 1.02"H
ADPT-DRJ-60-24	Adaptive Series 60W	60W / 6W	100-277V AC	24V	Yes*	7.4"L x 3.6"W x 1.02"H
ADPT-DRJ-96-24	Adaptive Series 96W	96W / 9.6W	100-277V AC	24V	Yes*	8.66"L x 3.6"W x 1.61"H
ADPT-DRJ-192-24	Adaptive Series 192W (2 x 96W)	192W / 19.2W	100-277V AC	24V	Yes*	10.94"L x 4.25"W x 1.8"H
ADPT-DRJ-288-24	Adaptive Series 288W (3 x 96W)	288W / 28.8W	100-277V AC	24V	Yes*	11.85"L x 4.25"W x 1.8"H

Phase Dimming Compatible With Most MLV, ELV, and TRIAC Dimmers

HTL-COB-RGBW SERIES CUT INCREMENT GUIDE

Segment	Length (MM)	Length (Inches)	Length (Feet)
1	83.3	3.28	0.27
2	166.6	6.56	0.55
3	249.9	9.84	0.82
4	333.2	13.12	1.09
5	416.5	16.4	1.37
6	499.8	19.68	1.64
7	583.1	22.96	1.91
8	666.4	26.24	2.19
9	749.7	29.52	2.46
10	833	32.8	2.73
11	916.3	36.08	3.01
12	999.6	39.36	3.28
13	1082.9	42.64	3.55
14	1166.2	45.92	3.83
15	1249.5	49.2	4.10
16	1332.8	52.48	4.37
17	1416.1	55.76	4.65
18	1499.4	59.04	4.92
19	1582.7	62.32	5.19
20	1666	65.6	5.47
21	1749.3	68.88	5.74
22	1832.6	72.16	6.01
23	1915.9	75.44	6.29
24	1999.2	78.72	6.56
25	2082.5	82	6.83
26	2165.8	85.28	7.11
27	2249.1	88.56	7.38
28	2332.4	91.84	7.65
29	2415.7	95.12	7.93
30	2499	98.4	8.20

Segment	Length (MM)	Length (Inches)	Length (Feet)
31	2582.3	101.68	8.47
32	2665.6	104.96	8.75
33	2748.9	108.24	9.02
34	2832.2	111.52	9.29
35	2915.5	114.8	9.57
36	2998.8	118.08	9.84
37	3082.1	121.36	10.11
38	3165.4	124.64	10.39
39	3248.7	127.92	10.66
40	3332	131.2	10.93
41	3415.3	134.48	11.21
42	3498.6	137.76	11.48
43	3581.9	141.04	11.75
44	3665.2	144.32	12.03
45	3748.5	147.6	12.30
46	3831.8	150.88	12.57
47	3915.1	154.16	12.85
48	3998.4	157.44	13.12
49	4081.7	160.72	13.39
50	4165	164	13.67
51	4248.3	167.28	13.94
52	4331.6	170.56	14.21
53	4414.9	173.84	14.49
54	4498.2	177.12	14.76
55	4581.5	180.4	15.03
56	4664.8	183.68	15.31
57	4748.1	186.96	15.58
58	4831.4	190.24	15.85
59	4914.7	193.52	16.13
60	4998	196.8	16.40



AMERICAN LIGHTING WARRANTY

LIMITED WARRANTY FOR LED PRODUCTS: 5 YEARS

LIMITED PRODUCT WARRANTY

Our products are warranted to be free from defects in material and workmanship for the warranty period listed. Warranty periods begin from the date of shipment from American Lighting Inc's warehouse to the original purchaser. Products that prove to be defective during their specific warranty period will be either repaired or replaced, at the sole discretion of American Lighting Inc. Claims for defective products must be submitted in writing to American Lighting Inc's RGA Department within the warranty period. Upon approval of such return, American Lighting Inc reserves the right to inspect the product for misuse or abuse. Claims for indirect or consequential damages or for product that, in American Lighting Inc's opinion, has been misused will be denied. This is a warranty of product reliability only and not a warranty of merchantability or fitness for a particular purpose. American Lighting Inc shall have no liability whatsoever in any event for payment of incidental or consequential damages, including, without limitations, installation costs and/or damages for personal injury and/or property. These products may represent a possible shock or fire hazard if improperly installed or altered in any way. This warranty does not apply to any product that has not been properly installed in accordance with current local codes and/or the National Electrical Code. Products that require a transformer, driver, or power supply must be used in conjunction with American Lighting Inc's recommended power supply to ensure safety and retain product warranty.

PRODUCT SPECIFICATIONS

For the latest product information, updates, instructions and details concerning specifications, colors, finishes, performance, installation and design, visit www.americanlighting.com. Color may vary from the color printed herein due to limitations in photographic and printing processes. American Lighting Inc. reserves the right to change product specifications without notice. Other product specifications such as color temperature, wavelength characteristics and lumen output are subject to production limitations and may vary.

LED technology is changing rapidly, and not all color temperatures and performance levels can be duplicated at a later time. Best practices include purchasing 10-15% more for a particular project on the same initial order where white LED color temperatures must be maintained over project and product life. Eventual product replacement should be considered at layout and design stages. Best practices also include testing connections and product performance prior to mounting and/or installing.

AVERAGE LIFE

Average incandescent lamp life, rated life and average life are terms used to describe the number of hours at which half of the lamps have failed. For LEDs, the hours of rated life specify the point where 70% of original lumen output is reached. Below this point, the effective life is over, however, the LED may still emit light. Individual results may vary with actual environmental conditions including, but not limited to, proper installation, ambient temperature and/or input voltage fluctuations.