

# HTL SERIES TAPE LIGHT

## 24V DC High Output Single Color

Our most popular tape light option, the High Output series is a go to for most applications in part to the great lumen output with a slightly longer max run. With up to 310 lumens a foot and a max run up to 22 feet, High Output tape light provides a perfect blend of lumens, light quality, and color temperature options for multiple applications.

- Available in 2700K, 3000K, and 4000K
- Up to 96+ color rendering index
- Lumen output ranging from 200Lm to 310Lm per foot
- Cuttable every 3.94" with 22ft max run
- Easy installation featuring 3M VHB adhesive backing
- Available in IP54 & IP65 rating options
- Dimmable (5-100%) with most ELV, TRIAC dimmers
- Suitable for use in closets when used in an enclosed extrusion based on NFPA 70, NEC section 410.16 (A)(3) and 410.16 (C)(5)
- cULus Listed for indoor dry/damp, and wet locations
- 50,000 hours rated life



PROJECT: \_\_\_\_\_

TYPE: \_\_\_\_\_

LOCATION: \_\_\_\_\_

CATALOG NUMBER: \_\_\_\_\_



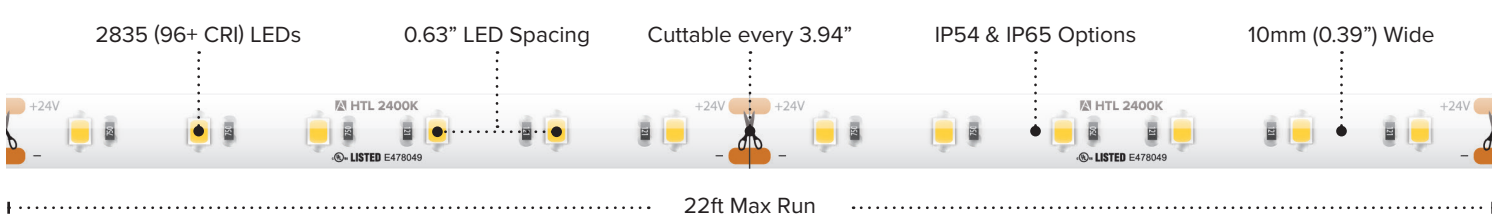
HTL SERIES QUICK SPECS	
VOLTAGE	24V DC
WATTAGE	4.6W / ft
LUMENS	Up to 310Lm / ft
CCT OPTIONS	2700K / 3000K / 4000K
CRI	96+
MAX RUN	22ft
CUTTING POINTS	3.94" (100mm)
IP RATING	IP54 - Coated / IP65 - Jacketed
DIMMING	TRIAC / ELV (5 - 100%)
DIMENSIONS	0.39" (10mm) W x 0.06" (1.65mm) H
BEAM ANGLE	120°
OPERATING TEMP	5°C (41°F) to 70°C (158°F)
CERTIFICATIONS	cULus Listed - Dry / Damp Location / JAS Compliant
RATED LIFE	50,000 Hours

### HTL SERIES IP RATINGS

**IP54 (Coated)**  
 Features a light nano-coating applied to the tape light and LED's that protects from moisture and dust.  
**Best suited:** Indoor dry & damp locations

**IP65 (Jacketed)**  
 Features a clear protective silicone jacketing that protects the tape light from sprayed water and dust.  
**Best suited:** Indoor & Outdoor damp & wet locations

### HTL SERIES QUICK LOOK




**HTL SERIES ORDERING INFORMATION** \*Custom Cut Orders - Please Allow Up To 2-4 Weeks Order Processing & Delivery\*

ITEM NUMBER	VOLTAGE	CCT	LENGTH	LUMENS / FT	WATTAGE / FT	IP RATING	CRI	CUTTING	MAX RUN
<b>HTL-UWW</b>	24V DC	2700K	16.4 ft	285Lm / ft	4.6W / ft	IP54	96+	3.94" (100mm)	22 ft
<b>HTL65-UWW</b>	24V DC	2700K	16.4 ft	260Lm / ft	4.6W / ft	IP65	96+	3.94" (100mm)	22 ft
<b>HTL-UWW-100</b>	24V DC	2700K	100 ft	285Lm / ft	4.6W / ft	IP54	96+	3.94" (100mm)	22 ft
<b>HTL-UWW-CC</b>	24V DC	2700K	Custom Cut*	285Lm / ft	4.6W / ft	IP54	96+	3.94" (100mm)	22 ft
<b>HTL-WW</b>	24V DC	3000K	16.4 ft	300Lm / ft	4.6W / ft	IP54	96+	3.94" (100mm)	22 ft
<b>HTL65-WW</b>	24V DC	3000K	16.4 ft	270Lm / ft	4.6W / ft	IP65	96+	3.94" (100mm)	22 ft
<b>HTL-WW-100</b>	24V DC	3000K	100 ft	300Lm / ft	4.6W / ft	IP54	96+	3.94" (100mm)	22 ft
<b>HTL-WW-CC</b>	24V DC	3000K	Custom Cut*	300Lm / ft	4.6W / ft	IP54	96+	3.94" (100mm)	22 ft
<b>HTL-WH</b>	24V DC	4000K	16.4 ft	310Lm / ft	4.6W / ft	IP54	96+	3.94" (100mm)	22 ft
<b>HTL-WH-CC</b>	24V DC	4000K	Custom Cut*	310Lm / ft	4.6W / ft	IP54	96+	3.94" (100mm)	22 ft


16.4ft Reels (IP54) Include: Attached 3ft Lead Wire / (3) TL-CONKIT / (3) TL-BLKS / (3) HD Power Feeds  
 16.4ft Reels (IP65) Include: Attached 2ft IP65 Lead Wire +6" Conkit / Attached 2ft IP65 Tail Wire +6" Conkit / (3) HD Power Feeds (IP20) / (3) IP20 HD Splice Connectors (IP20)  
 100ft Reels (IP54) Include: Attached 3ft Lead Wire / (5) TL-CONKIT / (5) TL-BLKS / (5) HD Power Feeds

**HTL SERIES ACCESSORIES**

ITEM NUMBER	DESCRIPTION
<b>TL-CONKIT</b>	Trulink 4-in-1 Connection Kit
<b>TL-BLKS</b>	Trulink 4-in-1 Connector Block (QTY 10)
<b>TL-2PWR-HD</b>	HD Power Feed (IP54)
<b>TL-2JUMP6-HD</b>	6" HD Linking Cable
<b>TL-2JUMP24-HD</b>	24" HD Linking Cable
<b>TL-2SPL-HD</b>	HD Tape to Tape Splice Connector
<b>WIRE-15-2PIN</b>	15ft (20/2) Wire Spool
<b>WIRE-CMP-100-3PIN</b>	100ft (16/3) In-wall Rated Wire Spool
<b>INLINE-SC-CTRL</b>	Simple Select In-line Controller (Single Color)
<b>LVS-2PIN</b>	In-Line Splice Terminal Block
<b>RCWY-PVC-1M</b>	1m Plastic Wire Cover Raceway (White)



**HTL SERIES QUICK SET-UP**



**RECOMMENDED POWER SUPPLIES**

ITEM NUMBER	DESCRIPTION	MAX / MIN LOAD	INPUT VOLTAGE	OUTPUT VOLTAGE	DIMMABLE	DIMENSIONS
<b>ADPT-DRJ-30-24</b>	Adaptive Series 30W	30W / 3W	100-277V AC	24V DC	Yes*	6.49"L x 3.6"W x 1.02"H
<b>ADPT-DRJ-60-24</b>	Adaptive Series 60W	60W / 6W	100-277V AC	24V DC	Yes*	7.4"L x 3.6"W x 1.02"H
<b>ADPT-DRJ-96-24</b>	Adaptive Series 96W	96W / 9.6W	100-277V AC	24V DC	Yes*	8.66"L x 3.6"W x 1.61"H
<b>ADPT-DRJ-192-24</b>	Adaptive Series 192W (2 x 96W)	192W / 19.2W	100-277V AC	24V DC	Yes*	10.94"L x 4.25"W x 1.8"H
<b>ADPT-DRJ-288-24</b>	Adaptive Series 288W (3 x 96W)	288W / 28.8W	100-277V AC	24V DC	Yes*	11.85"L x 4.25"W x 1.8"H

\*Phase Dimming Compatible With Most MLV, ELV, and TRIAC Dimmers\*