


# TRULUX™ RGB / RGBW Controllers

With built-in presets and the ability to create your own scenes, the Trulux RGBW controllers offer limitless possibilities for your space. Adjust brightness, speed, and even synchronize patterns. With RGBW color control, create lasting impressions that can evolve over time.



**RF-RGBW-3Z**

**Trulux RGBW Wall Control**  
(3 Zones / 10 Auto Presets)


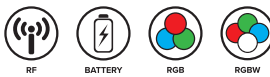
- Ultra sensitive color adjustment wheel
- Full range dimming
- Independently dim each channel
- 4 color presets + dynamic white
- 3 dedicated zone selection
- 10 auto effect presets
- Pair multiple receivers to a single control
- RF signal (up to 65 feet)
- Requires 12V-24V DC input power wire and Trulux receiver for install



**RF-RGBW-3AAA**

**Trulux RGBW Remote**  
(1-8 Zones / 10 Auto Presets)

- Ultra sensitive color adjustment wheel
- Full range dimming
- 8 dedicated zone selection
- 10 auto effect presets with adjustable speed
- Includes convenient wall caddy
- Pair multiple receivers to a single control
- RF signal (up to 65 feet)
- Battery powered (3 x AAA)
- Requires Trulux receiver for install




**DMX-3Z**

**Trulux RGBW DMX Wall Control**  
(3 Zones / 10 Auto Presets / DMX Signal Out)

- 3 dedicated zone selection
- 4 color presets (Red, Green, Blue, White)
- Dynamic white with 3 blend modes
- Independently dim each channel
- 10 auto effect presets
- Full range dimming (1-100%)
- Ultra sensitive color adjustment wheel
- DMX direct wire signal controller
- Carry reliable signals up to 400 feet
- Pair multiple receivers to a single control
- Requires 12-24V DC input
- Requires Trulux DMX receiver for install



## Trulux RGB / RGBW Controller Set-up



**RGBW Controller**  
(3 zone)



**Adaptive LED Driver**  
(30W / 60W / 96W / 192W / 288W)



**Trulux RF Receiver**  
(Required per zone)



**Trulux Tape Light**

# TRULUX™ RGB / RGBW Accessories

Building a Trulux system is easy! Our Trulux RGB/RGBW controllers feature wireless technology that makes installation a breeze. All that's required is a 120V power source to a 24V driver, which is then fed to a Trulux receiver. For advanced color control, use a Trulux DMX controller and receiver for ultimate color effects.

## RGBW 3 ZONE



RGBW Touch Plate  
RF Wall Controller

**RF-RGBW-3Z**



Adaptive 24V Drivers

- ADPT-DRJ-30-24** (30W)
- ADPT-DRJ-60-24** (60W)
- ADPT-DRJ-96-24** (96W)
- ADPT-DRJ-192-24** (192W)
- ADPT-DRJ-288-24** (288W)



Trulux RF Receiver  
(Required per zone)

**REC-5A-4Z**

## RGBW MULTI ZONE



RGBW Remote  
RF Remote Control

**RF-RGBW-3AAA**



Adaptive 24V Drivers

- ADPT-DRJ-30-24** (30W)
- ADPT-DRJ-60-24** (60W)
- ADPT-DRJ-96-24** (96W)
- ADPT-DRJ-192-24** (192W)
- ADPT-DRJ-288-24** (288W)



Trulux RF Receiver  
(Required per zone)

**REC-5A-4Z**

## RGBW DMX 3 ZONE



RGBW Touch Plate  
DMX Wall Controller

**DMX-3Z**



Adaptive 24V Drivers


- ADPT-DRJ-30-24** (30W)
- ADPT-DRJ-60-24** (60W)
- ADPT-DRJ-96-24** (96W)
- ADPT-DRJ-192-24** (192W)
- ADPT-DRJ-288-24** (288W)



Trulux DMX Receiver  
(Required per zone)

**REC-DMX-5A-4Z**


## Trulux RGB Accessories



HD Power Feed (IP54)  
**TL-4PWR-HD**



HD Splice (IP54)  
**TL-4SPL-HD**



HD Linking Cable (IP54)  
**TL-4JUMP6-HD** (6")  
**TL-4JUMP24-HD** (24")



Extension Cables (IP68)  
**TL-4JUMP68-10** (10ft)  
**TL-4JUMP68-20** (20ft)



IP68 Mounting Clips  
(Qty of 15)  
**TL-CLIPS-15**


## Trulux RGBW Accessories



HD Power Feed (IP54)  
**TL-5PWR-HD**



HD Splice (IP54)  
**TL-5SPL-HD**



HD Linking Cable (IP54)  
**TL-5JUMP6-HD** (6")  
**TL-5JUMP24-HD** (24")



Linking Cables (IP65)  
**TL-5JUMP65-.5** (6")  
**TL-5JUMP65-1** (12")  
**TL-5JUMP65-2** (24")