

PROJECT: TYPE:

LOCATION: CAT:



Description

Multi-purpose surface mount disc for use with standard and pancake junction boxes. The sleek, low-profile design is available in two sizes with 3000K energy-saving dimmable LED light, driver on-board, and polycarbonate lens to diffuse and soften light. Easy mounting style makes installation quick and hassle-free.

Features

- Excellent color rendering (90+ CRI)
- Two sizes available with up to 1050 lumens
- Low profile design, as little as 1" high
- On-board driver
- Polycarbonate lens for diffuse, soft light
- Dimmable with most ELV and TRIAC dimmers
- cETLus Listed for Wet locations
- 35,000 hours rated life
- ENERGY STAR certified

Mounting

Mounts directly to most standard depth and 'pancake' 4" and 5"/6" junction boxes

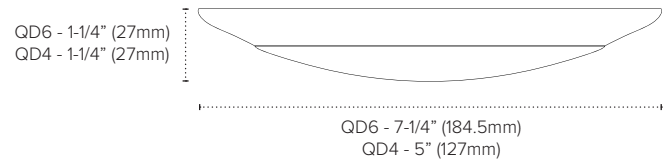
Applications

General Lighting LED Retrofit

Technical Information



Voltage	120V AC, 60Hz		
CCT	3000K	4000K	
Series	QD4	QD6	QD6
Finish	White		
Lumens	650	1050	1050
Wattage	9	15	15
CRI	90+		
Beam Angle	110°		
Dimming	5-100% with most standard incandescent (TRIAC) and low-voltage electronic (ELV) dimmers		
Rating	cETLus Listed; Wet location		
Rated Life	35,000 Hours		



Ordering Information

120V AC, 60Hz Quick Disc

PRODUCT	CCT	FINISH
<input type="text"/>	<input type="text" value="30"/>	<input type="text" value="WH"/>
QD4 = 4" Quick Disc QD6 = 6" Quick Disc	30 = 3000K	WH = White

Compatible Dimmers

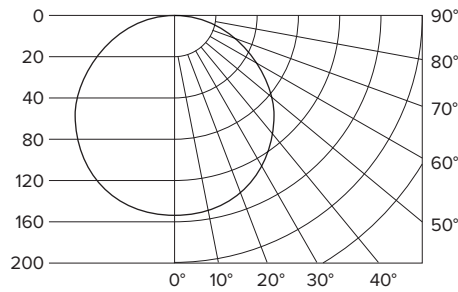
Brand	Model #	Type	Dimming Range	Notes
Lutron® Diva	DVCL-153P	Universal (CFL/LED/Incandescent)	5-100%	
Lutron® Toggler	TGCL-153PH	Universal (CFL/LED/Incandescent)	10-100%	
Lutron® Skylark	SELV-300P	Electronic Low-Voltage (ELV)	5-100%	
Lutron® Diva	DV-600P	Incandescent	5-100%	
Leviton® Sureslide	6674	Universal (CFL/LED/Incandescent)	5-100%	

Minimum loads may apply. Dimmer performance may vary in field application due to unknown external factors. Dimmers not included on the chart above are not necessarily incompatible; they have yet to be fully evaluated. Please reference dimmer manufacturer's instructions for more detailed information regarding performance and compatibility.

QUICK DISC SERIES PHOTOMETRICS

QD4

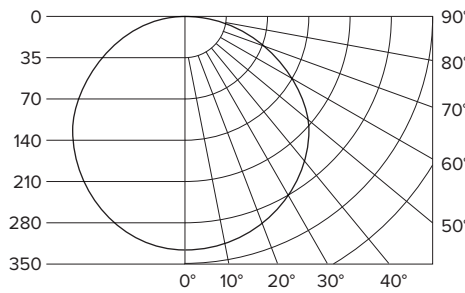
PART NUMBER	QD4-30-WH
BEAM SPREAD	115.5°
LUMENS	564.6 Lm
WATTAGE	9W
EFFICACY	62.8 Lm/W
CCT	3000K
CRI	94.3



Foot Candles	Distance From Light	Beam Dia.
11.4	4'	12.7'
5.1	6'	19'
2.8	8'	25.4'
1.8	10'	31.7'
1.3	12'	38'
0.9	14'	44.4'

QD6

PART NUMBER	QD6-30-WH
BEAM SPREAD	114.9°
LUMENS	984.33 Lm
WATTAGE	15W
EFFICACY	65.6 Lm/W
CCT	3000K
CRI	93.2



Foot Candles	Distance From Light	Beam Dia.
20.0	4'	12.5'
8.9	6'	18.8'
5.0	8'	25.1'
3.2	10'	31.3'
2.2	12'	37.6'
1.6	14'	43.9'

NIVO SERIES RECOMMENDED DIMMERS

BRAND	MODEL #	TYPE	DIMMING RANGE
LUTRON	DVCL	CFL / LED / INCANDESCENT	5% - 100%
LUTRON	TGCL-153PH	CFL / LED / INCANDESCENT	10% - 100%
LUTRON	SELV-300P	ELV	5% - 100%
LUTRON	DV-600P	INCANDESCENT	5% - 100%
LEVITON	6674	CFL / LED / INCANDESCENT	5% - 100%