


PROJECT: TYPE:

LOCATION: CAT:



RGB

Description

Continuous line of RGB light for indoor or outdoor use.

Features

- 24V RGB linear light
- Parallel wiring to each LED ensures that if one LED goes out, the rest of the cutting increment stays lit
- Flexible rubber housing with frosted or colored PVC lens is protected with UV inhibitor
- Various mounting, linking, and power accessories available (sold separately)

Mounting

Mounting clips or mounting track

Applications

Building outlines and accents, marquee borders, courtyards

Warranty

1 year Standard Linear

Packaging

65ft Reels in plain box

Technical Information



Polar 2 RGB Neon Reels	
Voltage	24V DC
LED Color	3-in-1 RGB
Jacket Color	Opaque White
Length	65ft
Wattage	2.7W/ft
CRI/nm	79+ CRI
Max Run	65ft**
Cuttability	Every 12" **
Beam Angle	120°
Dimming	Trulux Controllers*
Operating Temp	-30°C (-22°F)** to 45°C (113°F)
Storage Temp	-10°C (14°F)** to 30°C (86°F)
LED Type	3-in-1 5050 SMD LEDs with 0.33" spacing (36 per foot)
Rating	cETLus Listed**; Indoor/Outdoor; IP65
Rated Life	30,000 Hours

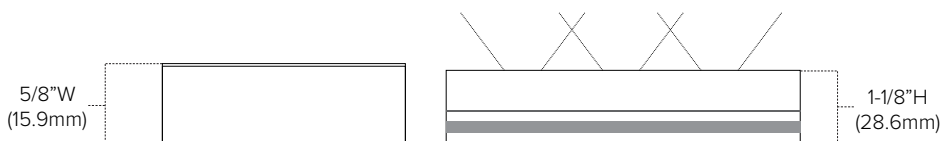
*Minimum loads may apply. Per the NEC, switched wall outlets cannot be used with wall dimmers.

**Do not install in inclement weather or extreme temperature conditions (i.e. -25°C (-13°F) and below)

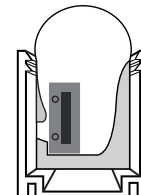
**ETL Listing for 24V Polar 2 RGB Neon is valid for lengths cut to 65 feet or less and only when factory installed (attached) power connection is used.

(American Lighting warrants up to 50 feet maximum run using American Lighting power supplies, sold separately)

Product Dimensions

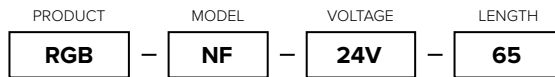


Cut-view when used with
RGB-NF-CHAN-3
(sold separately)



Ordering Information

24V Reels



24V Polar 2 RGB Neon Reels Include:

- (1) 65ft reel of Polar 2 RGB Neon
- (1) Factory-molded 5ft power cord (cETLus Listed, without plug, without inverter)
- (1) Additional 5ft power cord (cnon-rated, without plug, without inverter)
- End cap on dead end
- Requires 24V Driver (sold separately)
- Example Part # **RGB-NF-24V-65**









Recommended Controls (65ft max run)

Image	Part Number	Description
	LED-RGB-CTRL-24V	24V DC dual output 24V DC controller/DMX interface; requires the use of LED-RGB-15A-24V
	LED-RGB-15A-24V	24V DC power supply for use with LED-RGB-CTRL-24V only, 5ft grounded 120V AC power cord; 15A, 24V DC output
	RF-RGBW-3Z	Trulux RGB+WW Wireless/Radio Frequency Wall Mount Remote Control; 8-zone; USB Rechargeable; Requires the use of Trulux Radio Frequency Receiver
	RF-RGBW-USB	Trulux RGB+WW Wireless/Radio Frequency Handheld Remote Control; 8-zone; USB Rechargeable; Requires the use of Trulux Radio Frequency Receiver
	RF-RGBW-3AAA	Trulux RGB+WW Wireless/Radio Frequency Handheld Remote Control; 8-zone; Battery Operated; Requires the use of Trulux Radio Frequency Receiver
	DMX-3Z	Trulux RGB+WW DMX Wall Mount Control; 3-zone; Requires the use of Trulux DMX Receiver
	DMX-1Z-3P	Trulux RGB+WW DMX Wall Mount Control; Single-zone; Requires the use of Trulux DMX Receiver
	DMX-2-2	Trulux RGB+WW DMX Wall Mount Control; 2-2 multi-type zone; Requires the use of Trulux DMX Receiver
	REC-5A-4Z	Trulux Radio Frequency Receiver; Sync multiple receivers to a single control; 4 x (60-180W) 5A per channel; 12V/24V DC input; For use with Trulux Radio Frequency control or TruHub plus Trulux App
	REC-5A-4Z-WIFI	Trulux Radio Frequency + WiFi Receiver; Sync multiple receivers to a single control; 4 x (60-180W) 5A per channel; 12V/24V DC input; For use with Trulux Radio Frequency Control or Trulux App
	WIFI-RF-8	TruHub WiFi Hub Control; converts WiFi to RF for 2-8 zones; For use with REC-5A-4Z and Trulux App
	REC-DMX-5A-4Z-PLUS	Trulux DMX Plus Receiver; 12V/24V DC input; Manual/Auto presets; 1-4 outputs; For use with Trulux DMX Control
	REC-DMX-5A-4Z	Trulux DMX Receiver; 12V/24V DC input; 1-4 outputs; For use with Trulux DMX Control

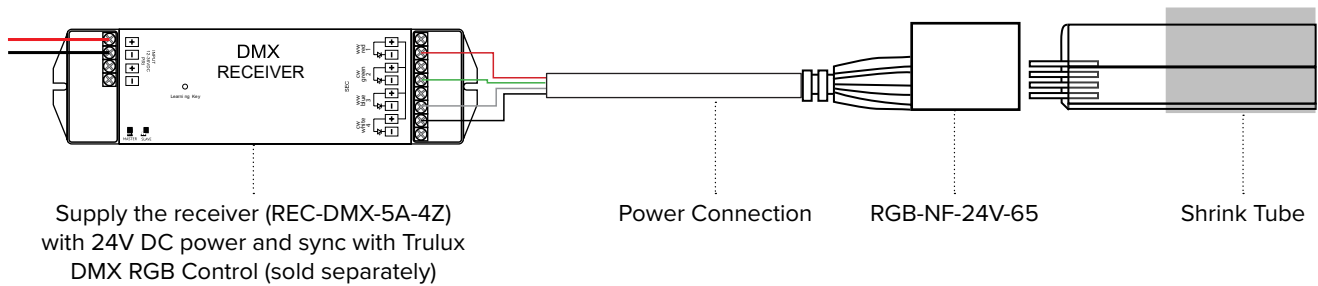
Recommended Power Supplies (for use with Trulux Control system; 65ft Max Run)

Part Number	Description	Application	Primary / Secondary	Total Wattage	Listing	Dimensions
LED-DR30-24	Constant voltage hardwire driver	Dry location	100-240V AC / 24V DC	30W	cURus	6-1/2"x1-3/4"x1-3/16"
LED-DR60-24	Constant voltage hardwire driver	Dry/Damp location	100-240V AC / 24V DC	60W	cURus	7-13/16"x1-3/4"x1-5/8"
LED-DR100-24	Constant voltage hardwire driver	Dry/Wet location	100-240V AC / 24V DC	100W	cURus	7-5/8"x2-1/8"x1-1/2"
LED-DR150-24	Constant voltage hardwire driver	Dry/Wet location	100-240V AC / 24V DC	150W	cURus	9"x2-5/8"x1-1/2"

Accessories

Image	Part Number	Description
	RGB-NF-CONKIT-NP	24V DC Power Connection Kit includes (1) 5ft Power cord (no plug or inverter), (2) power pins, (1) end cap, and (2) 4" pieces of shrink tube; 18AWG Wire inside 8mm diameter jacket
	RGB-NF-INVS	Splice Kit includes (1) connection sleeve assembly, (1) connector pin, and (1) 3" section of shrink tube (Bag of 10)
	RGB-NF-JUMP5	6" jumper/linking cable for Polar 2 RGB Neon Reels includes (2) pin connectors and (2) 4" sections of shrink tube
	RGB-NF-JUMP3	3ft jumper/linking cable for Polar 2 RGB Neon Reels includes (2) pin connectors and (2) 4" sections of shrink tube
	RGB-NF-JUMP10	10ft jumper/linking cable for Polar 2 RGB Neon Reels includes (2) pin connectors and (2) 4" sections of shrink tube
	RGB-NF-CHAN-3	3ft aluminum mounting track (3/4"W x 25/32"H)
	P2-NF-ENDS	Clear plastic end caps for Polar 2 Neon (Bag of 10)
	P2-NF-CLIPS	2" Aluminum mounting clips with mounting screws for Polar 2 Neon (Bag of 10)

Polar 2 RGB Basic Set-up (Using Trulux Controller/Receiver Combo with LED-DR driver)



NOTES
