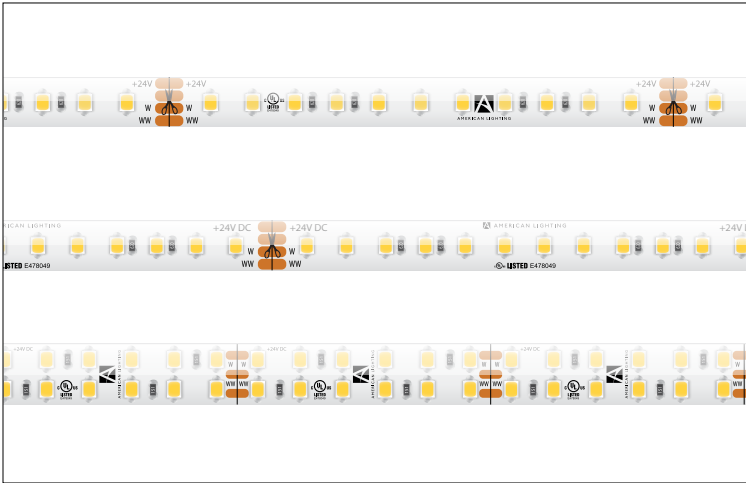


PROJECT: _____ TYPE: _____

LOCATION: _____ CAT: _____



Description

Economical and versatile tape light with tunable light output in high output, spec grade, and double row versions.

Features

- Unjacketed (IP54) rating
- Linking accessories, controllers, receivers, power supplies, and extrusions are available for Trulux tape light (sold separately - HTDBL does not have linking accessories)

Mounting

Surface mount via attached 3M adhesive tape, mounting clips, or aluminum extrusions (sold separately). Recommended use for SPTL is to mount via an aluminum extrusion (sold separately) to allow proper dissipation of heat

Applications

Task or accent lighting, edge lighting, cabinetry, shelving, coves, staircases, toe kicks, railings, display cases

Technical Information

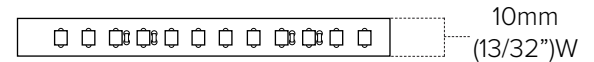
Series	HTL (High Output)	SPTL (Spec Grade)	HTDBL (Double Row)
IP Rating	IP54		
Voltage	24V DC		
CCT	2700K-6000K Tunable CCT		
CRI	90+		
Wattage	up to 2.9W/ft	up to 7W/ft	up to 5.8W/ft
Lumens	155Lm/ft	365Lm/ft	325Lm/ft
Max Run	32.8ft	13.1ft	16.4ft
Cutting	3.94"	3.94"	1.97"
Dimming	Trulux Tunable CCT Controllers		
LED	LEDs spaced every 0.33" (8.33mm)		2 x LEDs spaced 0.33" (8.33mm)
	120°		
Operating Temp	-25°C (-13°F) to 40°C (104°F)		
Rating	cULus Listed, dry location		
Rated Life	50,000 Hours		



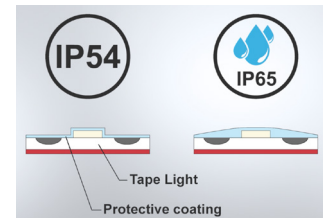
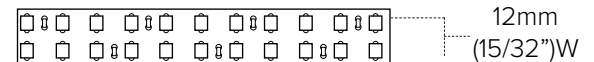
Dimensions: HTL IP54 Tunable CCT



Dimensions: SPTL IP54 Tunable CCT



Dimensions: HTDBL IP54 Tunable CCT



When using standard snap connectors, it is recommended to scrape off the coating from each conductor to ensure a proper connection. When using heavy duty snap connectors, this is only necessary for IP65 and IP68 types.

Trulux Tunable CCT Set-up



Push Dial Controller
(Single zone)



Adaptive LED Driver
(30W / 60W / 96W / 192W / 288W)







Trulux RF Receiver
(Required)



Trulux Tape Light

Trulux Tunable CCT Control Options

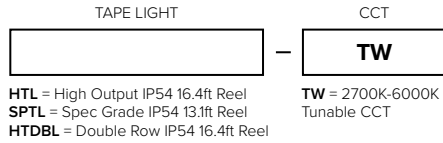
Image	Part Number	Description
Trulux Controllers		
	TWRF-BATT	Trulux Tunable CCT Radio Frequency Control; Push Dial Wall Mount; Single zone; Battery operated (CR2032 included); Requires the use of a Trulux Radio Frequency receiver
	TWRF-BATT-TT	Trulux Tunable CCT Radio Frequency Control; Push Dial Table Top; Single zone; Battery operated (CR2032 included); Requires the use of a Trulux Radio Frequency receiver
	TWRF-3AAA	Trulux Tunable CCT Radio Frequency Control; Handheld Remote; 1-4 zones and 3 scenes; Battery operated (3xAAA not included); Requires the use of a Trulux Radio Frequency receiver
	Trulux App	Trulux Mobile Application; Mobile Phone or Tablet ready, interactive dial controls; Available on Google Play or the App Store; Requires the TruHub (RF-WiFi-8) router and receivers (REC-5A-4Z) for 2-8 zones or the RF + WiFi receiver (REC-5A-4Z-WiFi) for single zone applications
Trulux Receivers		
	REC-5A-4Z	Trulux Radio Frequency Receiver; Sync multiple receivers to a single control; 4 x (60-180W) 5A per channel; 12V/24V DC input; For use with Trulux Radio Frequency control or Trulux TruHub plus Trulux App
	REC-5A-4Z-WIFI	Trulux Radio Frequency + WiFi Receiver; Sync multiple receivers to a single control; 4 x (60-180W) 5A per channel; 12V/24V DC input; For use with Trulux Radio Frequency Control or Trulux App
	WIFI-RF-8	TruHub WiFi Hub Control; converts WiFi to RF for 2-8 zones; For use with REC-5A-4Z and Trulux App

Recommended Power Supplies

Part Number	Description	Application	Primary / Secondary	Total Wattage	Listing	Dimensions
For Trulux Controlled Systems						
LED-DR30-24	Constant voltage hardwire driver	Dry location	100-240 AC / 24V DC	30W	cURus	6-1/2"x1-3/4"x1-3/16"
LED-DR60-24	Constant voltage hardwire driver	Dry/Damp location	100-240 AC / 24V DC	60W	cURus	7-13/16"x1-3/4"x1-5/8"
LED-DR100-24	Constant voltage hardwire driver	Dry/Wet location	100-240 AC / 24V DC	100W	cURus	7-5/8"x2-1/8"x1-1/2"
LED-DR150-24	Constant voltage hardwire driver	Dry/Wet location	100-240 AC / 24V DC	150W	cURus	9"x2-5/8"x1-1/2"

Ordering Information

24V Tunable CCT Reels

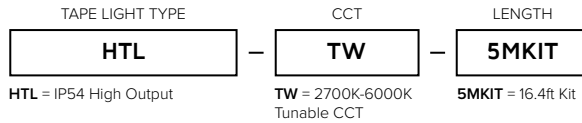


HTL-TW (IP54) 16.4ft Reels include:
Attached 3ft lead wire, Attached 3ft tail wire

SPTL-TW (IP54) 13.1ft Reels include:
Attached 3ft lead wire, Attached 3ft tail wire

HTDBL-TW (IP54) is available as CUSTOM CUT only

24V 16.4ft Kits HTL-TW Series



HTL-TW (IP54) 16.4ft Kits include:




- (1) - 24V 3A Plug-in Driver
- (1) - Handheld Remote with In-Line RF Receiver
- (1) - Power Supply Connections
- (1) - 15ft Spool of 20AWG Wire
- (1) - 16.4ft (5M) High Output 2700K-6000K Tape Light
- (3) - Tape-to-Tape Snap Connectors
- (6) - Tape-to-Wire Snap Connectors

Example Part # **HTL-TW**



Double Row tape light is offered exclusively in Custom Cut (special order) lengths.
 Trulux Tunable CCT is also available in Custom Cut (special order) lengths.

Connection Accessories

Image	Part Number	Description
	TL-4PWR-HD	IP54 Power feed "Heavy Duty" snap connector to bare wires (4pin, 20AWG wire); For dry, indoor location use only
	TL-4JUMP6-HD	6" IP54 Tape-to-tape "Heavy Duty" snap jumper (4pin, 20AWG wire); For dry, indoor location use only
	TL-4JUMP24-HD	24" IP54 Tape-to-tape "Heavy Duty" snap jumper (4pin, 20AWG wire); For dry, indoor location use only
	TL-4SPL-HD	IP54 In-line splice "Heavy Duty" snap connector (4pin); For dry, indoor location use only