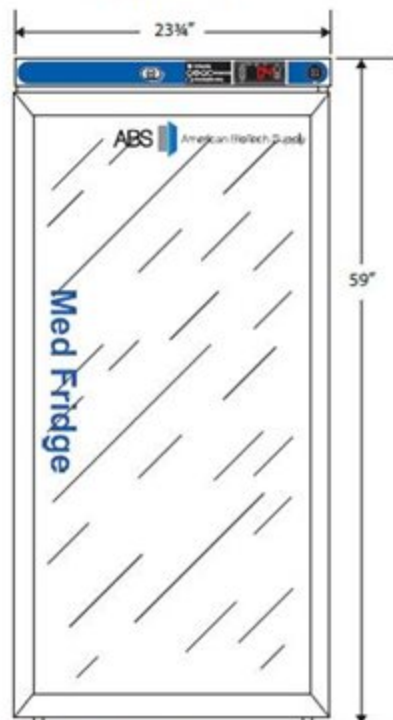



CUTSHEET

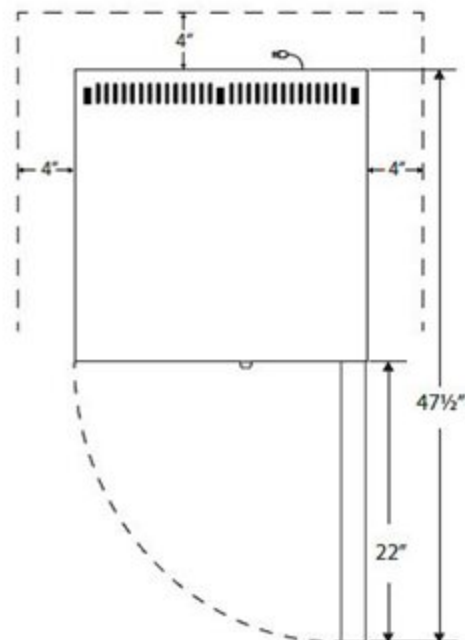
Front View



Side View



Top View



NOTE: Ventilation Requirements – Minimum 4" clearance on sides and back



115VAC/60Hz/1PH
NEMA-5-15R

ABS Model	Cu. Ft	Defrost	Door	Int Door	Shelves	W"	D"	H"	H.P.	Amps	Weight
PH-ABT-HC-10PG	10.5	Cycle	1 Glass	0	6Adj	23 $\frac{3}{4}$	26 $\frac{1}{2}$	59	$\frac{1}{8}$	3.5	170 lbs.