

Power Unit Insert Liners
 Use with Air King model SEV24SS

• **Dimensions**

HL300S: Overall bottom projection - 29¹¹/₁₆"
 Overall top projection - 17⁷/₈"
 Height - 4"

HL360S: Overall bottom projection - 35¹¹/₁₆"
 Overall top projection - 17⁷/₈"
 Height - 4"

HL30RS: Overall bottom projection - 27"
 Overall top projection - 21"
 Height - 3¹/₂"

HL36RS: Overall bottom projection - 33"
 Overall top projection - 21"
 Height - 3¹/₂"

• **Body**

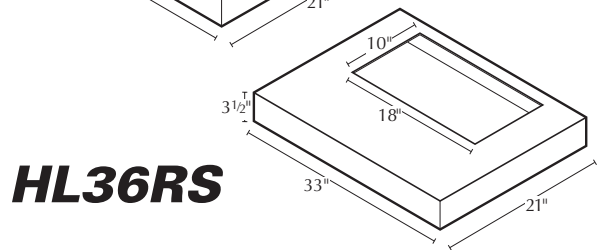
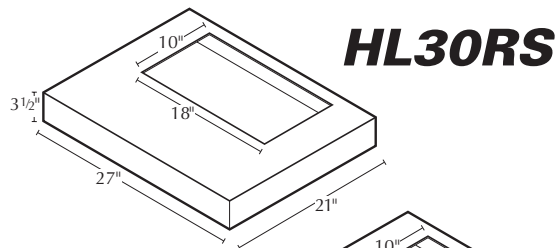
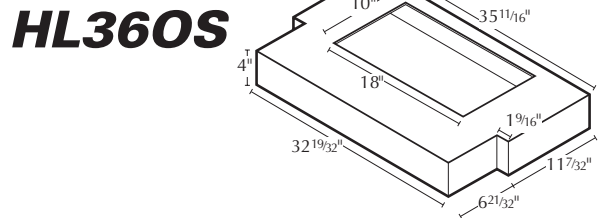
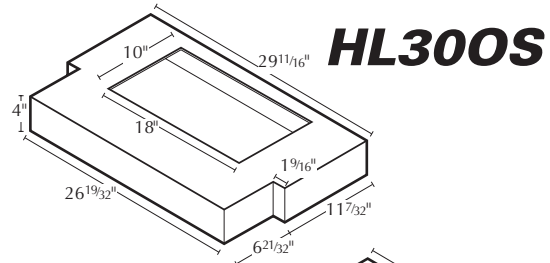
24 Gauge Stainless Steel

• **Power Unit Opening**

Width: 18"
 Depth: 10"

• **Shipping Info**

HL300S: UPC 0-8316238101-9
HL360S: UPC 0-8316238111-8
HL30RS: UPC 0-8316238001-2
HL36RS: UPC 0-8316238011-1



PROJECT							ARCHITECT			
LOCATION							ENGINEER			
CONTRACTOR							SUBMITTED BY			DATE
FAN NUMBER	MODEL NUMBER	CFM	IN W.G.	RPM	WATTS	AMPS	SONES	QTY	OPTIONAL EQUIPMENT & REMARKS	

U.S.: 820 Lincoln Drive
 West Chester, Pennsylvania 19380-4466
 Tel: (610) 692-7400 • 877-304-3785
 Fax: (610) 696-8048

Canada: 110 Glidden Road
 Brampton, Ontario L6T 2J3
 Tel: (905) 456-2033
 Fax: (905) 456-1015