



Home Comfort

FRA144HT2

Through-The-Wall Air Conditioner



Product Dimensions

Height	14-1/2"
Width	24"
Depth	20-1/2"

More Easy-To-Use Features

Multi-Speed Fan

Features three different fan speeds, for more cooling flexibility.

Sleep Mode

Quiet operation keeps you cool without keeping you awake. Plus, Sleep Mode gradually increases room temperature after being activated.

Quickly Cools

Quickly cool a room on hot days.

Comfort Control Design

Easily control the direction of your cool air, wherever your unit is.

Effortless™ Restart

Automatically resumes operating at its previous settings when power is restored to your unit.

Clean Filter Alert

Notifies you when your filter needs to be cleaned.

Power Cord

Comes with an extra long three-prong cord that makes extension cords unnecessary.

24-Hour On/Off Timer

Keep things cool on your schedule.

Signature Features

Effortless™ Remote Temperature Control

A thermostat located on your air conditioner's remote control precisely maintains preset room temperature, so you will remain comfortable at all times.

Ready-Select® Controls

Easily select options with the touch of a button.

Remote Control

Allows you to precisely control the temperature and fan speed from across the room.


Effortless™ Clean Filter

Our antibacterial filter reduces bacteria, room odors and other airborne particles for a cool, comfortable environment.

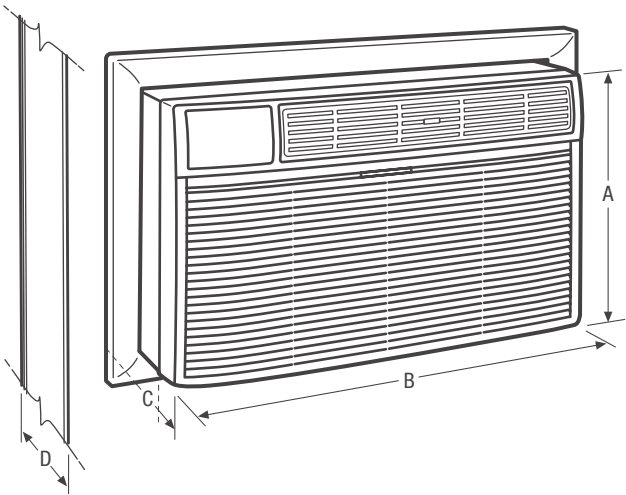
Performance	BTUs
Cool	14,000/13,600

Performance	
BTU (Cool)	14,000/13,600
Dehumidification (Pints/Hour)	4.3
Cool Area (Sq.Ft.)	800
Energy Efficiency Ratio	8.5
Electrical	
Volts	230 / 208
Amps (Cool)	7.4 / 8.4
Watts (Cool)	1,550 / 1,520
Length of Power Cord	6'
Plug Type (NEMA)	LCDI (6-15P)
Features	
Electronic Controls	Ready-Select® Controls
Fan Speeds (Cool/Fan)	3/3
Low Voltage Start-Up	Yes
Auto Cool Function	Yes
Energy Save	Yes
Sleep Mode	Yes
Filter Check	Yes
24-Hour On/Off Timer	Yes
Clean Air Ionizer	
Remote Control	Full-Function Remote T'Stat
Air CFM (High/Med/Low)	302/279/252
Air Direction Control	4-Way
Fresh Air/Exhaust Vent/Closed	No/No/Yes
Filter Type	Antibacterial Mesh
Filter Access	Slide-Out
Slide-Out Chassis	
Warranty¹	Yes
Optional Accessories	
Through-The-Wall 18" Sleeve Kit	PN# EA108T
Trim Kit (for larger existing sleeve)	PN# EA120T
Architectural-Style Exterior Louvered Grille	PN# EA109T
Certifications	
Performance	AHAM
Specifications	
Refrigerant	R410a
Shipping Weight (Approx.)	85 Lbs.

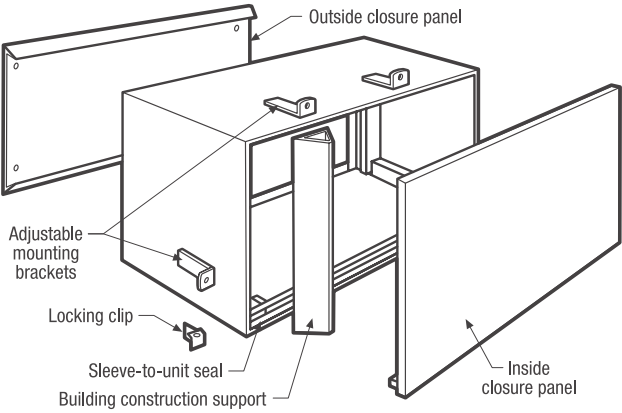
¹Warranty 5 year sealed system/1 year full parts and labor.



Plug Type (NEMA)
6-15P



Through-The-Wall 18" Sleeve Kit
(PN# EA108T)



NOTE: For planning purposes only. Always consult local and national electric codes.
Refer to Product Installation Guide for detailed installation instructions on the web at frigidaire.com.



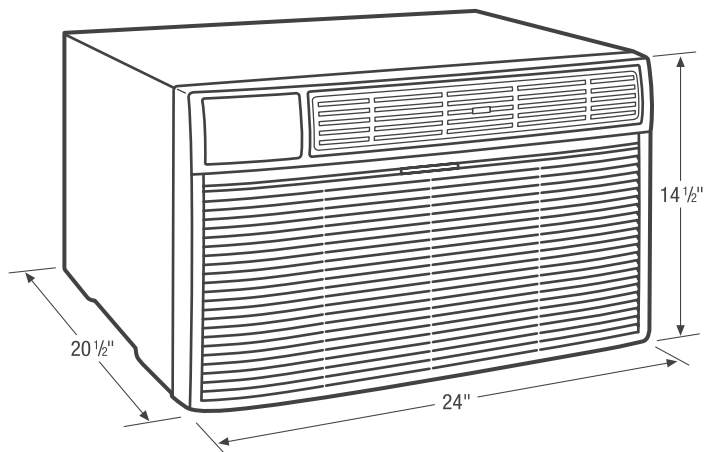
Product Dimensions	
A - Height	14-1/2"
B - Width	24"
C - Depth	20-1/2"
D - Max. Wall Thickness	18"

Sleeve Cutout Dimensions	
Height	15-5/8"
Width	25-15/16"

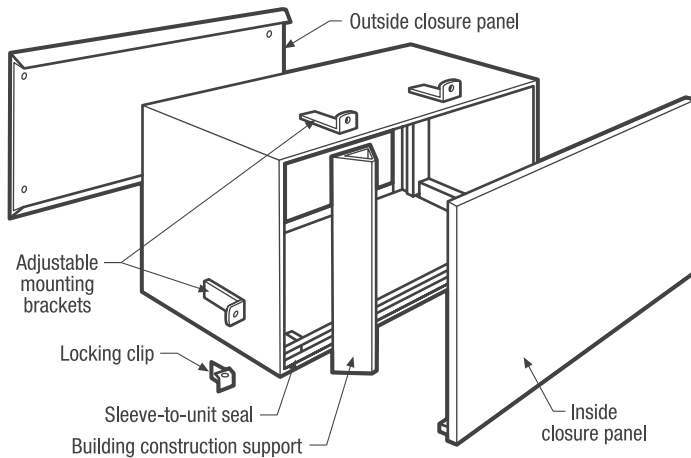
Accessories information available
on the web at frigidaire.com

FRIGIDAIRE


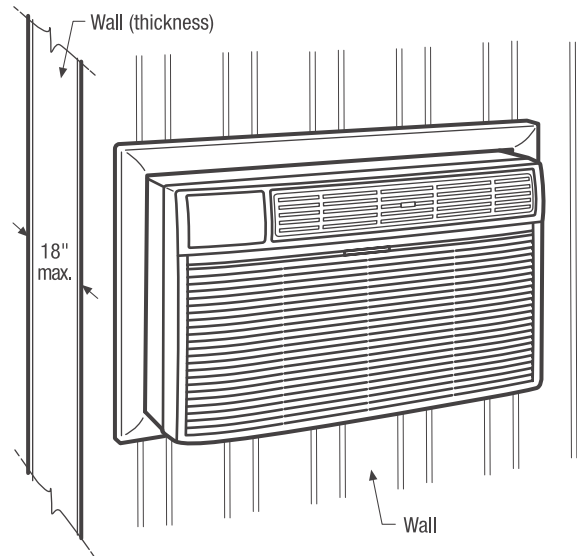
USA • 10200 David Taylor Drive • Charlotte, NC 28262 • 1-800-FRIGIDAIRE • frigidaire.com
CANADA • 5855 Terry Fox Way • Mississauga, ON L5V 3E4 • 1-800-265-8352 • frigidaire.ca
FRA144HT2 10/13



Through-The-Wall 18" Sleeve Kit (PN# EA108T)



Through-The-Wall Installation



Plug Type (NEMA)
6-15P

Home Comfort Specifications

- Product Shipping Weight (approx.) – 85 Lbs.
- Single phase 3-wire cable, 230/208 Volt, 60 Hertz AC only electrical supply with ground required on separate circuit fused on both sides of line.
- Amps @ 230/208 Volts = 7.4/8.4 Amps
- Recommended Circuit Breaker – 15 Amps
- Unit equipped with 230/208V 3-wire power supply cord, NEMA plug type 6-15P, approximately 72" long.
- Unit's increased performance characteristics result from two rear intakes. For unit to operate at maximum efficiency, carefully follow complete, detailed new or replacement installation instructions provided in Product Installation Guide on web.
- Unit requires rearward slope when installation is complete, to allow condensate to drain from rear of sleeve.

New Installation

- For new installation, Frigidaire® Through-The-Wall 18" Sleeve Kit PN# EA108T available. Recommended for proper installation.
- Through-the-wall installation requires 18" maximum wall thickness.
- For energy-saving purposes, install unit in shady location, preferably a northern exposure; and do not block airflow inside with blinds, curtains or furniture; or outside with shrubs, enclosures or other buildings.

Replacement Installation

- When replacing existing air conditioner with new unit, refer to Product Installation Guide on web to identify existing wall-sleeve manufacturer and size compatibility. If proper installation and slope are suspect, then correct installation of Frigidaire® Through-The-Wall 18" Sleeve Kit PN# EA108T recommended.
- Use of existing wall sleeve to mount new unit requires original sleeve be in sound structural condition with rear grille that attaches securely, or rear flange that serves as stop for unit.
- Preferable installation option, for increased efficiency and possibility of drafts reduced, requires existing rear grille (*mounted to sleeve*) be replaced with new unit's rear air-directional louvered grille (*provided in accessory kit, shipped with unit*). Non-preferable installation option of directly mounting rear louvered grille to unit can be considered, requiring grille be mounted to unit prior to sleeve installation.
- Existing decorative exterior grille may be left in place, provided that proper air-directional rear louvered grille is installed.
- For installation into larger existing sleeve, optional Trim Kit PN# EA120T available.

Note: For planning purposes only. Refer to Product Installation Guide on the web at frigidaire.com for detailed instructions.

Optional Accessories

- Through-The-Wall 18" Sleeve Kit – (PN# EA108T).
- Trim Kit (*for larger existing sleeve*) – (PN# EA120T).
- Architectural-Style Exterior Louvered Grille – (PN# EA109T).



Specifications
subject to change.

FRIGIDAIRE

USA • 10200 David Taylor Drive • Charlotte, NC 28262 • 1-800-FRIGIDAIRE • frigidaire.com
CANADA • 5855 Terry Fox Way • Mississauga, ON L5V 3E4 • 1-800-265-8352 • frigidaire.ca

FRA144HT2 10/13

© 2013 Electrolux Home Products, Inc.