

# HENDRIK™

OLDE BRONZE® FINISH WITH  
LIGHT UMBER-ETCHED GLASS

## COORDINATING CEILING FAN

See the full line of Kichler®  
Ceiling Fans in catalog K414  
or visit [kichler.com](http://kichler.com)




A | 300114 OZ



B | 1674 OZ  
Chandelier  
NOT TO SCALE

## HENDRIK™

	ITEM #	FINISH	INCAND. BULB	W	H	OVRL. H	STEM TILT	EXTRA WIRE	CHAIN/ STEM	NOTES
A	300114	OZ	---	---	---	---	---	---	---	See the full line of Kichler® Ceiling Fans in catalog K414 or visit <a href="http://kichler.com">kichler.com</a> .
B	1674	OZ	(9) 100W (M)	33.25	25.75	64	45°(12:12)	110	36	 (18-25W CFL) Additional stem 2999 (12") OZ.

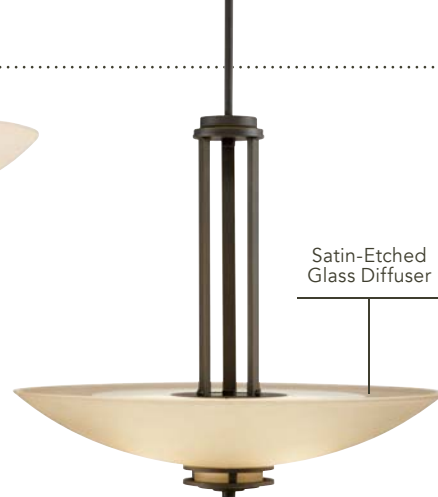
Measurements shown in inches. U.S. & Canadian Patent Pending: B.



**D** | 1672 OZ  
Chandelier



**E** | 3674 OZ  
Semi Flush



**F** | 3275 OZ  
Inverted Pendant

Satin-Etched  
Glass Diffuser



**C** | 5076 OZ  
Wall Sconce



**G** | 3677 OZ  
Semi Flush

**MATCHING BATH**

See matching bath fixtures  
on page 479.



**H** | 1873 OZ  
Chandelier



**J** | 3875 OZ  
Island Chandelier

**HENDRIK™**

ITEM #	FINISH	INCAND. BULB	W	H	OVRL. H	L	STEM TILT	EXTRA WIRE	CHAIN/STEM	EXT.	HCWO	NOTES
C	5076	NI	(1) 100W (M)	5.25	12	---	---	---	---	8	6	Ⓢ (18-25W CFL) May be installed with glass up or down.
D	1672	NI	(5) 100W (M)	24.5	21.5	60	45°(12:12)	74	36	---	---	
E	3674	NI	(2) 60W (M)	15	10	---	---	---	---	---	---	Ⓢ (13-15W CFL)
F	3275	NI	(3) 100W (M)	24	21.75	60	45°(12:12)	110	36	---	---	Ⓢ (18-25W CFL) Additional chain 2999 (12") NI and/or 2997 (24") NI.
G	3677	NI	(4) 100W (M) ✓	24	12.25	---	---	---	---	---	---	Ⓢ (13-15W CFL)
H	1873	NI	(18) 60W (M)	50.25	41.5	116	---	114	36	---	---	Ⓢ (18-25W CFL) Additional stem 2999 (12") NI and/or 2997 (24") NI.
J	3875	NI	(2) 100W (M)	15	18.5	57	45°(12:12)	104	36	---	---	Additional stem 2999 (12") NI, and/or 2997 (24") NI. G-type bulb recom.

Measurements shown in inches. U.S. & Canadian Patent Pending. Design Patent No: D688,828: C.

# HENDRIK™

OLDE BRONZE® FINISH WITH  
LIGHT UMBER-ETCHED GLASS



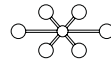
**A** | 1687 OZ  
Mini Pendant  
**LE**



**B** | 1671 OZ  
Chandelier/Dinette



**C** | 1673 OZ  
Oval Chandelier



**D** | 3475 OZ  
Mini Pendant



**E** | 1675 OZ  
Chandelier

## MATCHING MIRROR

41071 OZ

See page 464 or [kichler.com](http://kichler.com).



## HENDRIK™

ITEM #	FINISH	INCAND. BULB	W	H	OVRL. H	L	STEM TILT	EXTRA WIRE	CHAIN/STEM	NOTES
A	1687	OZ (1) 100W (M)	8	8.75	47	---	---	67	36	Ⓜ (23-30W CFL) Additional stem 2999 (12") OZ and/or 2997 (24") OZ.
B	1671	OZ (3) 100W (M)	19	16.75	55	---	45(12:12)	74	36	Ⓜ (18-25W CFL) Additional stem 2999 (12") NI and/or 2997 (24") OZ.
C	1673	OZ (6) 100W (M)	18	22.75	61	35.75	45(12:12)	110	36	Ⓜ (18-25W CFL) Additional stem 2999 (12") NI, and/or 2997 (24") OZ.
D	3475	OZ (1) 100W (M)	5.25	7.5	46	---	---	68	36	Ⓜ (18-25W CFL) Additional chain 2996 NI, additional stem 2999 (12") OZ, and/or 2997 (24") OZ.
E	1675	OZ (15) 75W (M)	42.25	36	110	---	---	74	72	Ⓜ (18-25W CFL) Additional chain 4909 OZ.

Measurements shown in inches. U.S. & Canadian Patent Pending.

# HENDRIK™

BRUSHED NICKEL FINISH WITH  
SATIN-ETCHED CASED OPAL GLASS

## COORDINATING CEILING FAN

See the full line of Kichler®  
Ceiling Fans in catalog K414  
or visit kichler.com



**A** | 300114 NI



**B** | 1674 NI  
Chandelier  
NOT TO SCALE

## HENDRIK™

	ITEM #	FINISH	INCAND. BULB	W	H	OVRL. H	STEM TILT	EXTRA WIRE	CHAIN/STEM	NOTES
<b>A</b>	300114	NI	---							See the full line of Kichler® Ceiling Fans in catalog K414 or visit kichler.com.
<b>B</b>	1674	NI	(9) 100W (M)	33.25	25.75	64	45°(12:12)	110	36	(18-25W CFL) Additional stem 2999 (12") NI and/or 2997 (24") NI.

Measurements shown in inches. U.S. & Canadian Patent Pending

# HENDRIK™

BRUSHED NICKEL FINISH WITH  
SATIN-ETCHED CASSED OPAL GLASS



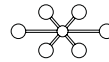
**A** | 1687 NI  
Mini Pendant  
**LE**



**B** | 1671 NI  
Chandelier/Dinette



**C** | 1673 NI  
Oval Chandelier



**D** | 3475 NI  
Mini Pendant



**E** | 1675 NI  
Chandelier

## MATCHING MIRROR

41071 NI

See page 464 or [kichler.com](http://kichler.com).



## HENDRIK™

ITEM #	FINISH	INCAND. BULB	W	H	OVRL. H	L	STEM TILT	EXTRA WIRE	CHAIN/STEM	NOTES
A	1687	NI (1) 100W (M)	8	8.75	47	---	---	67	36	Ⓜ (23-30W CFL) Additional stem 2999 (12") NI and/or 2997 (24") NI.
B	1671	NI (3) 100W (M)	19	16.75	55	---	45°(12:12)	74	36	Ⓜ (18-25W CFL) Additional stem 2999 (12") NI and/or 2997 (24") NI.
C	1673	NI (6) 100W (M)	18	22.75	61	35.75	45°(12:12)	110	36	Ⓜ (18-25W CFL) Additional stem 2999 (12") NI, and/or 2997 (24") NI.
D	3475	NI (1) 100W (M)	5.25	7.5	46	---	---	68	36	Ⓜ (18-25W CFL) Additional chain 2996 NI, additional stem 2999 (12") NI, and/or 2997 (24") NI.
E	1675	NI (15) 75W (M)	42.25	36	110	---	---	74	72	Ⓜ (18-25W CFL) Additional chain 4909 NI.


Measurements shown in inches. U.S. & Canadian Patent Pending.



**G** | 1672 NI  
Chandelier



**H** | 3674 NI  
Semi Flush



Satin-Etched  
Glass Diffuser

**J** | 3275 NI  
Inverted Pendant



**F** | 5076 NI  
Wall Sconce



**K** | 3677 NI  
Semi Flush

**MATCHING BATH**

See matching bath fixtures  
on page 478.



**L** | 1873 NI  
Chandelier



**M** | 3875 NI  
Island Chandelier

**HENDRIK™**

ITEM #	FINISH	INCAND. BULB	W	H	OVRL. H	L	STEM TILT	EXTRA WIRE	CHAIN/STEM	EXT.	HCWO	NOTES
<b>F</b>	5076	NI	(1) 100W (M)	5.25	12	---	---	---	---	8	6	Ⓧ (18-25W CFL) May be installed with glass up or down.
<b>G</b>	1672	NI	(5) 100W (M)	24.5	21.5	60	---	45°(12:12)	74	36	---	Ⓧ (13-15W CFL)
<b>H</b>	3674	NI	(2) 60W (M)	15	10	---	---	---	---	---	---	Ⓧ (13-15W CFL)
<b>J</b>	3275	NI	(3) 100W (M)	24	21.75	60	---	45°(12:12)	110	36	---	Ⓧ (18-25W CFL) Additional chain 2999 (12") NI and/or 2997 (24") NI.
<b>K</b>	3677	NI	(4) 100W (M)	24	12.25	---	---	---	---	---	---	Ⓧ (13-15W CFL)
<b>L</b>	1873	NI	(18) 60W (M)	50.25	41.5	116	---	---	114	36	---	Ⓧ (18-25W CFL) Additional stem 2999 (12") NI and/or 2997 (24") NI.
<b>M</b>	3875	NI	(2) 100W (M)	15	18.5	57	36.25	45°(12:12)	104	36	---	Additional stem 2999 (12") NI, and/or 2997 (24") NI. G-type bulb recom.

Measurements shown in inches. U.S. & Canadian Patent Pending. Design Patent No: D688,828: F.