


**LAVATORY FAUCET
K-454**

FEATURES

- Brass construction
- Flexible connections
- Brass valve bodies
- Quarter-turn washerless ceramic disc valves
- 5" (12.7cm) spout
- 2.2 gallons (8.3L) per minute
- Pop-up drain with lift rod and tailpiece
- Cross handle
- Lever handle



CODES/STANDARDS APPLICABLE






Specified model meets or exceeds the following:

- ASME A112.18.1
- CSA B125
- Energy Policy Act of 1992
- IAPMO/UPC
- NSF 61

COLORS/FINISHES

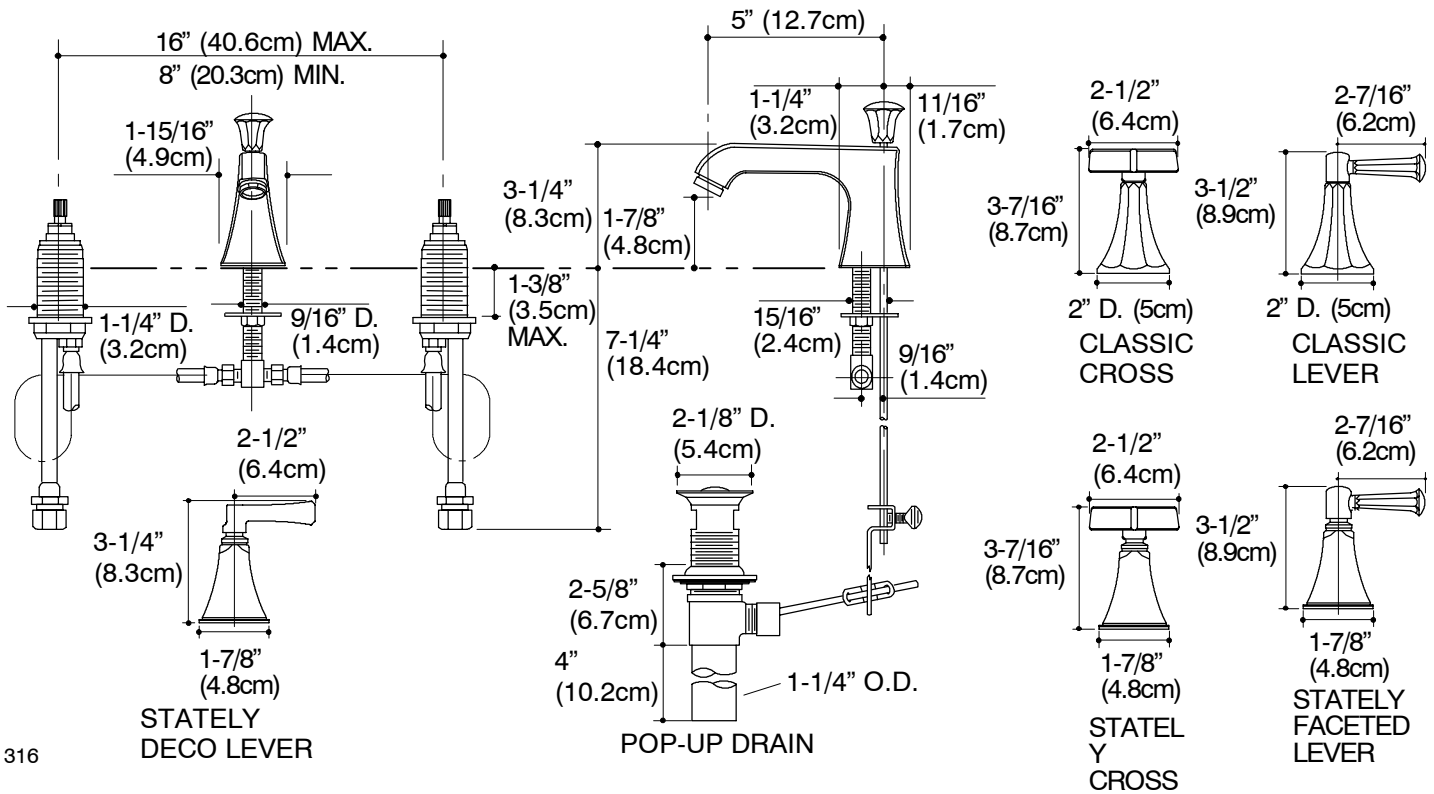
- CP Polished Chrome
- PB Polished Brass
- Other Refer to Faucets Price Book for additional finishes

SPECIFIED MODEL:

Model	Description	 ADA	 ADA
K-454-3C	Classic Cross Handle	<input type="checkbox"/> CP <input type="checkbox"/> PB <input type="checkbox"/> Other_____	
K-454-3S	Stately Cross Handle		<input type="checkbox"/> CP <input type="checkbox"/> PB <input type="checkbox"/> Other_____
		 ADA	 ADA
K-454-4C	Classic Lever Handle (shown)	<input type="checkbox"/> CP <input type="checkbox"/> PB <input type="checkbox"/> Other_____	
K-454-4S	Stately Faceted Lever Handle		<input type="checkbox"/> CP <input type="checkbox"/> PB <input type="checkbox"/> Other_____
			 ADA
K-454-4V	Stately Deco Lever Handle		<input type="checkbox"/> CP <input type="checkbox"/> PB <input type="checkbox"/> Other_____

PRODUCT SPECIFICATION:

Two-handle widespread lavatory faucet shall be of brass construction. Faucet shall feature brass valve bodies. Faucet shall feature quarter-turn washerless ceramic disc valves, assuring positive handle stop positioning. Product shall include flexible connections, 5" (12.7cm)spout, pop-up drain with lift rod and tailpiece, cross and lever handles. Faucet shall be Kohler Model K-454-_____ -_____.



316

PRODUCT DIAGRAM