

### TUB/SHOWER FAUCET

#### P18760

Lever Handle Shower Only

#### P18770

Lever Handle Tub/Shower

### STANDARD SPECIFICATIONS

- Slip-on tub spout, model P18770.
- Both model P18760 Shower only and model P18770 Tub/Shower require  $1 \frac{1}{2}$ " wall cavity.
- Valve has back-to-back installation capability.
- Forged brass body.
- Cartridge utilizes integral check valves to prevent the cross flow of water within the valve. Valve reduces the flow of water to 5 GPM within 5 seconds of the complete loss of pressure in the cold water supply line. Outlet water temperature is maintained within  $\pm 3^\circ$  F variation with changes in either hot or cold supply of up to 50 percent of the normal supply pressure. Temperature is controlled by handle with cold water always coming on first.
- Field adjustable means to limit handle rotation into hot water zone. Per ASSE 1016.
- Temperature control to rotate a maximum of  $120^\circ$  from full cold to the maximum temperature.
- Single Handle
- Pressure Balance
- Temperature Only Controlled with Handle
- For use with automatic compensating valves rated at 7.28 L/min (1.92 gpm) or less.

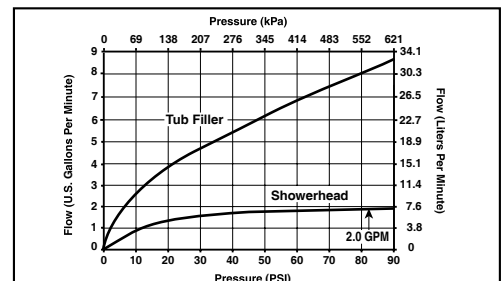
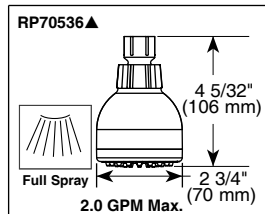
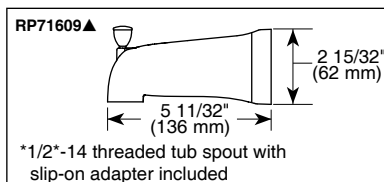
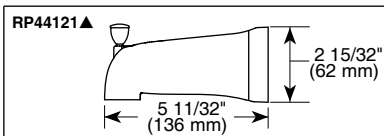
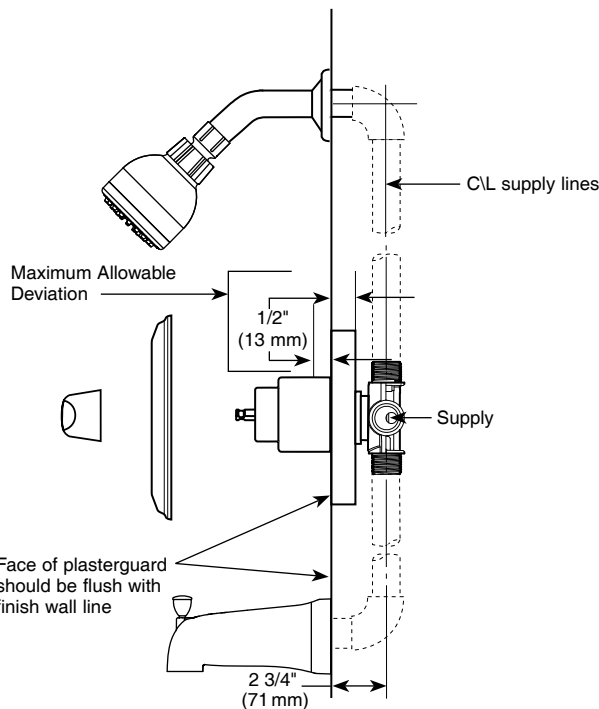
### WARRANTY

- Lifetime Faucet and Finish Limited Warranty to the original consumer purchaser to be free from defects in material and workmanship.
- 5 Year Limited Warranty for usage in all industrial, Commercial and Business applications.



### COMPLIES WITH:

- ASME A112.18.1 / CSA B125.1
- Indicates compliance to ICC/ANSI A117.1
- ASSE 1016



### ▲ Designate Proper Finish Suffix