



Buy it for looks. Buy it for life.®

Specifications

DESCRIPTION

- Hydrolock® quick connect system
- Metal construction with various finishes identified by suffix
- 1/2" IPS shanks
- Designed to be installed on 8" to 16" centers
- Includes metal pop-up type waste assembly

OPERATION

- Lever style handles with hot and cold color indicators
- Hot side counterclockwise to open (clockwise to close)
- Cold side clockwise to open (counterclockwise to close)


FLOW

- Flow is limited to 1.5 gpm max (5.7L/min) at 60 psi, for products made before October 2008 flow is limited to 2.2 gpm max (8.3 L/min)

CARTRIDGE

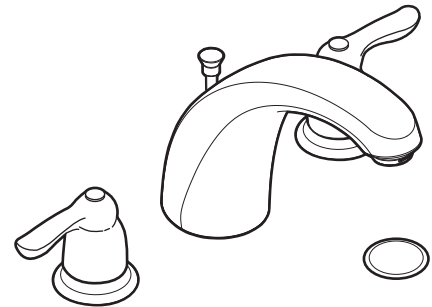
- 1224 cartridge design
- Nonmetallic and stainless steel material

STANDARDS

- Third party certified to WaterSense®, CSA B-125.1, ASME A112.18.1, ICC A117.1 and all requirements referenced therein
- Certified to ANSI/NSF 61/9
- Complies with California Proposition 65 and with the Federal Safe Water Drinking Act
- **ADA**  for lever handle

WARRANTY

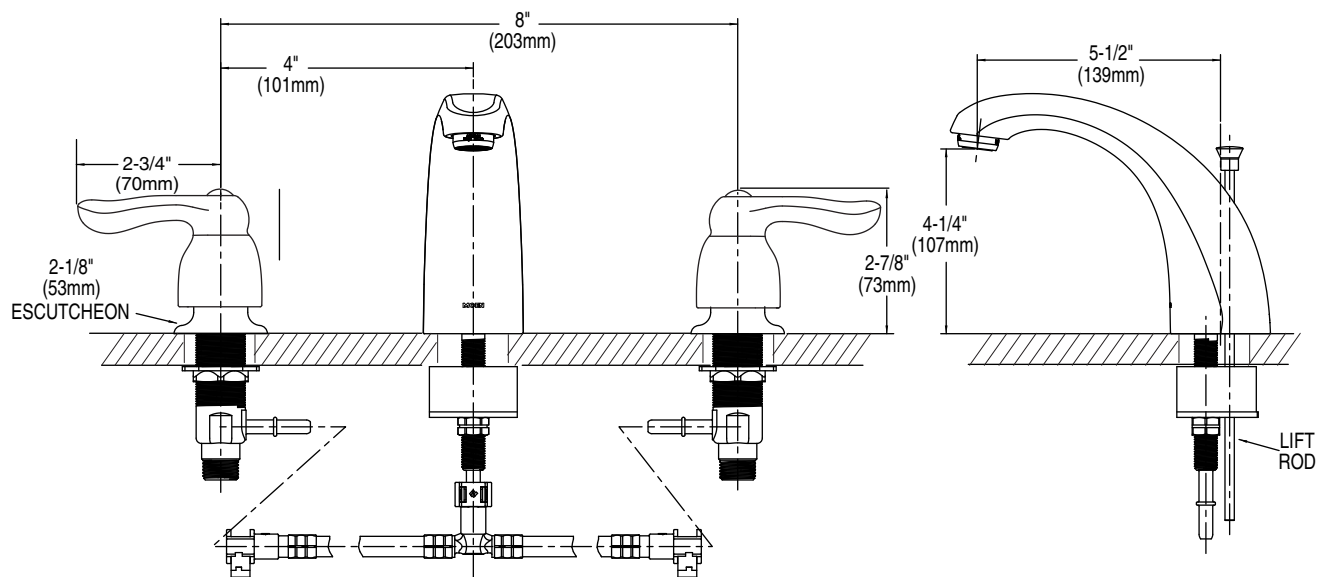
- Lifetime limited warranty against leaks, drips and finish defects to the original consumer purchaser
- 5 year warranty if used in commercial installations



CHATEAU® Two-Handle Widespread Lavatory Faucet

Models: 4945 series

NOTE: SPOUT DESIGNED TO BE INSTALLED THROUGH 1" MIN. DIA. HOLE.
VALVES INSTALL THROUGH 1-1/8" MIN. DIA. HOLE.



CRITICAL DIMENSIONS

(DO NOT SCALE)

FOR MORE INFORMATION CALL: 1-800-BUY-MOEN

www.moen.com