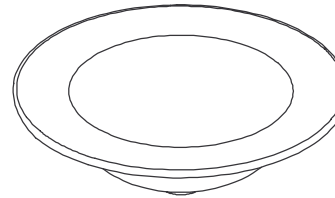
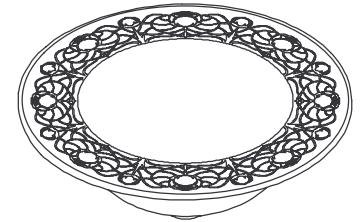


FEATURES

- 21" (53.3cm) x 20-7/8" (53cm)
- Vitreous china
- Self-rimming
- 10" (25.4cm) centers (K-2282-10), single-hole (K-2282-1), or no-hole (K-2282) drilling, Camber or 12-3/8" (31.4cm) centers (K-14282-12) or no-hole (K-14282) drilling, Water Lilies
- With sealant



K-2282



K-14282

CODES/STANDARDS APPLICABLE

Specified model meets or exceeds the following:

- ASME/ANSI A112.19.2M
- IAPMO/UPC
- Canadian Standards Association (CSA)

COLORS/FINISHES

- 0 White
- Other Refer to Fixtures Price Book for additional colors

Accessories:

- CP Polished Chrome
- Other Refer to Faucets Price Book for additional finishes

SPECIFIED MODEL:

Model	Description	Colors/Finishes	
		<input type="checkbox"/> 0 White	<input type="checkbox"/> Other_____
K-2282-10	10" (25.4cm) centers lavatory, Camber	<input type="checkbox"/> 0 White	<input type="checkbox"/> Other_____
K-2282-1	Single-hole, Camber	<input type="checkbox"/> 0 White	<input type="checkbox"/> Other_____
K-2282	No-hole, Camber	<input type="checkbox"/> 0 White	<input type="checkbox"/> Other_____
K-14282-12	12-3/8" (31.4cm) centers, Water Lilies	<input type="checkbox"/> 0 White	<input type="checkbox"/> Other_____
K-14282	No-hole, Water Lilies	<input type="checkbox"/> 0 White	<input type="checkbox"/> Other_____
Recommended Accessories			
K-8998	Trap	<input type="checkbox"/> CP	<input type="checkbox"/> Other_____

PRODUCT SPECIFICATION:

The self-rimming lavatory shall be 21" (53.3cm) in length, and 20-7/8" (53cm) in width. Lavatory shall be made of vitreous china. Lavatory shall have 10" (25.4cm) centers (K-2282-10), single-hole (K-2282-1), or no-hole (K-2282) drilling, Camber or 12-3/8" (31.4cm) centers (K-14282-12) or no-hole (K-14282) drilling, Water Lilies. Lavatory shall include sealant. Lavatory shall be Kohler Model K-_____ - _____ - _____.

CAMBER™ & WATER LILIES™

PRODUCT INFORMATION

Fixture*:		basin area	water depth
Lavatory		14" D. (35.6cm)	5" (12.7cm)
Drain hole	1-3/4" D. (4.4cm)		
* Approximate measurements for comparison only.			

Holes	K-2282-10	K-2282-1	K-14282-12
Spout	1-3/8" D. (3.5cm)	1-3/8" D. (3.5cm)	1-3/8" D. (3.5cm)
Faucet	1-3/8" D. (3.5cm)		1-3/8" D. (3.5cm)

Included Components:	
Adhesive sealant	81489
Adjustable linkage	40372
Cutout template	86562-7

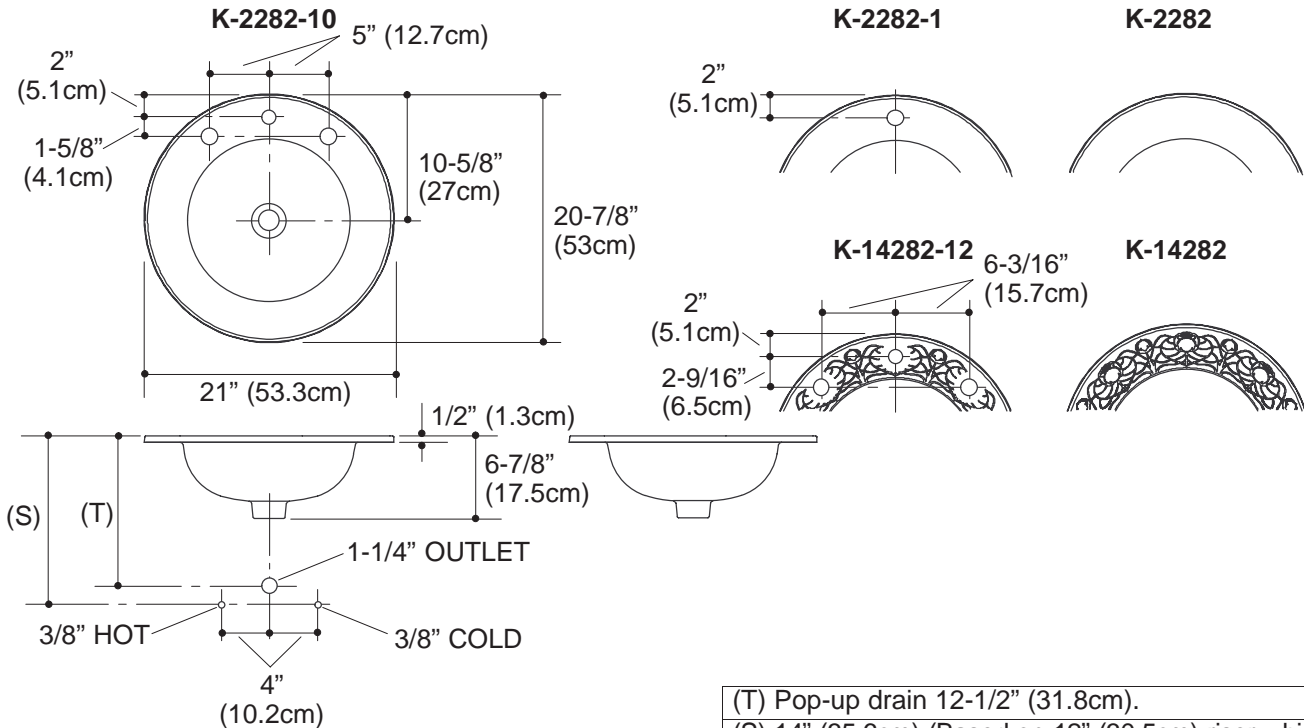
INSTALLATION NOTES

Install this product according to the installation guide.

IMPORTANT: Due to the large size of the lavatory, a 21-1/8" (53.7cm) wide flat is required for installation on a vanity top.

NOTICE: Countertop manufacturer or cutter **must** use the cut-out template provided with the product, or a current one provided by Kohler Co. (call 1-800-43-FOCUS). Kohler Co. is not responsible for cut-out errors when the incorrect cut-out template is used.

Lavatories without faucet hole drilling require wall-mount faucet with 7" (17.8cm) min. spout length.



116

PRODUCT DIAGRAM