


### LAVATORY FAUCET **K-223** ALSO K-224

#### FEATURES

- Brass construction
- Flexible connections
- Brass valve bodies
- Quarter-turn washerless ceramic disc valves
- 4-5/8" spout
- 2.0 gallons per minute
- Pop-up drain with lift rod and tailpiece
- Variety of handle style options



#### CODES/STANDARDS APPLICABLE




Specified model meets or exceeds the following:

- ASME/ANSI A112.18.1M
- Energy Policy Act of 1992
- IAPMO/UPC
- NSF 61 (K-223)



#### COLORS/FINISHES

- CP Polished Chrome
- PB Polished Brass
- Other Refer to Faucets Price Book for additional finishes


#### SPECIFIED MODEL:

Model	Description				ADA
K-223-3	With Six-Prong Handles and White Ceramic Handle Skirts	<input type="checkbox"/> CP <input type="checkbox"/> PB			
K-224-3	With Six-Prong Handles and Whistling Straits Ceramic Handle Skirts	<input type="checkbox"/> CP <input type="checkbox"/> PB			
K-223-3D	With Six-Prong Handles		<input type="checkbox"/> CP <input type="checkbox"/> PB		
K-223-4D	With Lever Handles			<input type="checkbox"/> CP <input type="checkbox"/> PB	<input type="checkbox"/> Other_____

#### Required Accessory (For K-223-3D and K-223-4D)

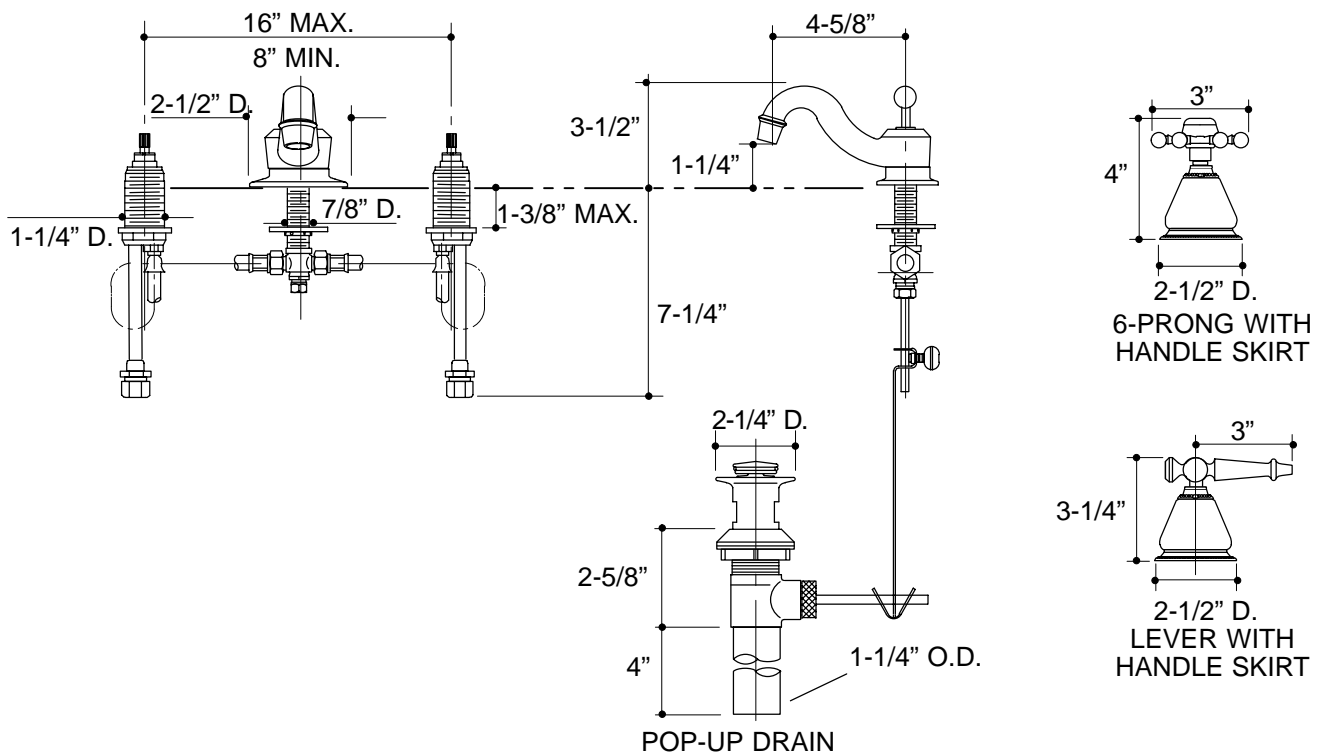
			
K-273	Ceramic Handle Skirts, Pair, Garland Texture	<input type="checkbox"/> Other_____	
K-274	Ceramic Handle Skirts, Pair	<input type="checkbox"/> Other_____	

#### Optional Accessories

		
K-9637	Small Lever Inserts, Pair	<input type="checkbox"/> CP <input type="checkbox"/> PB
K-9657	Small Lever Inserts, Pair	<input type="checkbox"/> Other_____

#### PRODUCT SPECIFICATION:

Two-handle widespread lavatory faucet shall be of brass construction. Faucet shall feature brass valve bodies. Faucet shall feature quarter-turn washerless ceramic disc valves, assuring positive handle stop positioning. Product shall include flexible connections, 4-5/8" spout, pop-up drain with lift rod and tailpiece, six-prong or lever handles. Faucet shall be Kohler Model K-\_\_\_\_\_-\_\_\_\_\_- and ceramic trim, if required, shall be Kohler Model K-\_\_\_\_\_-\_\_\_\_\_-.



## PRODUCT DIAGRAM