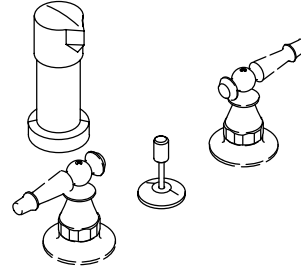


**BIDET FAUCET
K-142**

FEATURES

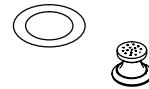
- Brass construction
- Flexible connections
- Brass valve bodies
- Quarter-turn washerless ceramic disc valves
- Pop-up drain with lift rod and tailpiece
- Variety of handle style options
- Vertical spray
- Fixture-mount transfer valve/vacuum breaker



CODES/STANDARDS APPLICABLE

Specified model meets or exceeds the following:




- ASME/ANSI A112.18.1M
- CSA B125
- IAPMO/UPC
- Listed in the State of Michigan




COLORS/FINISHES

- CP Polished Chrome
- PB Polished Brass
- Other Refer to Faucets Price Book for additional finishes

SPECIFIED MODEL:

Model	Description		 ADA	
K-142-3	With Antique Six-Prong Handles	<input type="checkbox"/> CP <input type="checkbox"/> PB		
K-142-4	With Antique Lever Handles		<input type="checkbox"/> CP <input type="checkbox"/> PB <input type="checkbox"/> Other_____	
K-142-9B	With Antique Oval Handles			<input type="checkbox"/> CP <input type="checkbox"/> PB <input type="checkbox"/> Other_____

Required Accessory (For K-142-9B Only)		
K-253	Ceramic Oval Handle Insets and Skirts, Pair, Garland Texture	<input type="checkbox"/> Other_____
K-258	Ceramic Oval Handle Insets and Skirts, Pair	<input type="checkbox"/> Other_____

PRODUCT SPECIFICATION:

Two-handle fixture-mount bidet faucet shall be of brass construction. Faucet shall feature brass valve bodies. Faucet shall feature quarter-turn washerless ceramic disc valves, assuring positive handle stop positioning. Product shall include flexible connections, pop-up drain with lift rod and tailpiece, handles, vertical spray, and fixture-mount valve/vacuum breaker. Faucet shall be Kohler Model K-142-_____-____ and trim, if required, shall be Kohler Model K-_____-_____.

ANTIQUE™

Optional Accessories

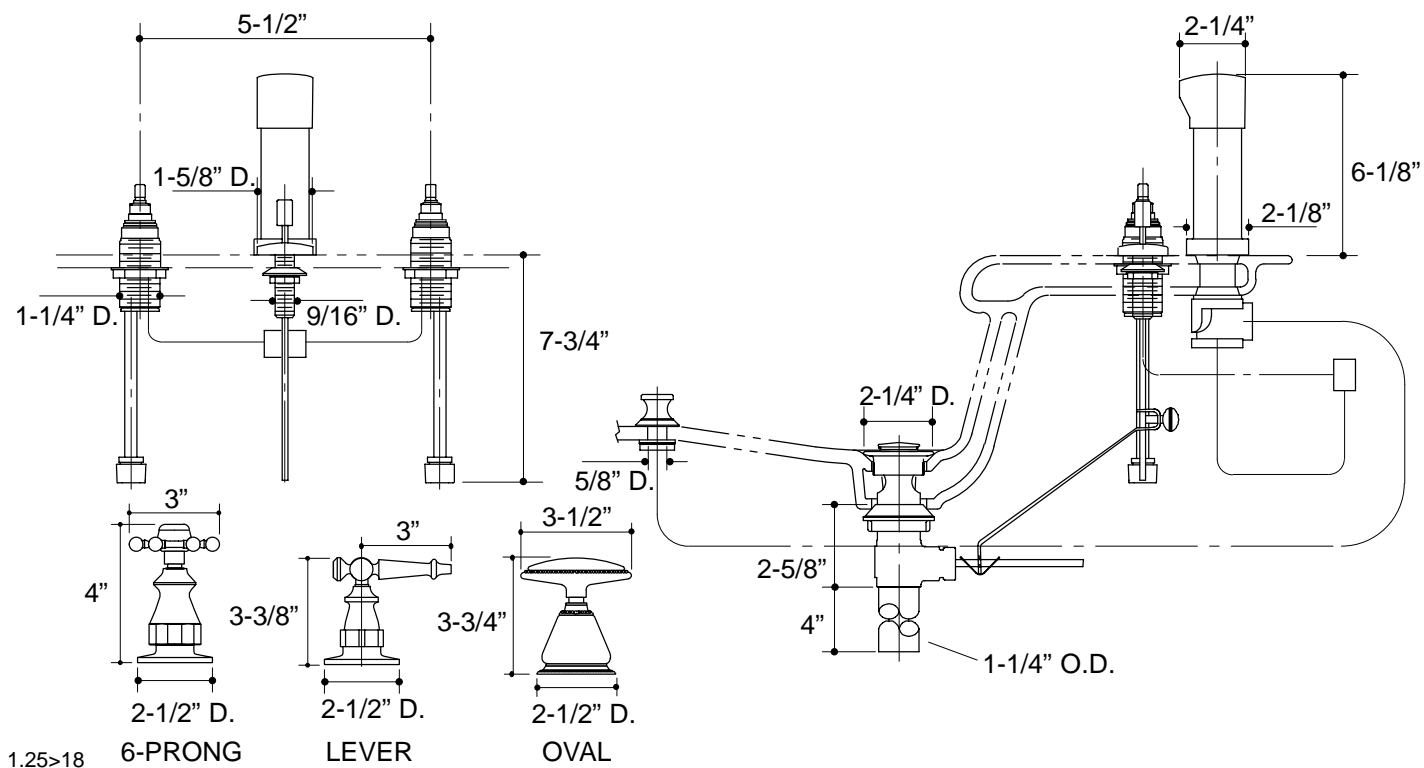


K-9637 Small Lever Inserts, Pair

CP PB

K-9657 Small Lever Inserts, Pair

Other _____



PRODUCT DIAGRAM