

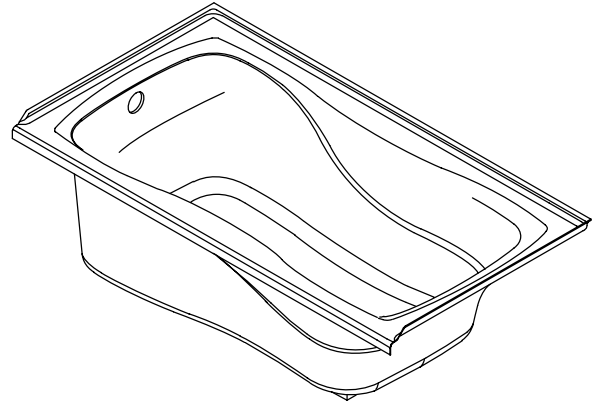
FEATURES

- 60" x 32" x 20"
- Acrylic
- Drop-in rim style or integral flange
- Optional K-1278 front apron

CODES/STANDARDS APPLICABLE

Specified model meets or exceeds the following:

- ANSI Z124.1
- IAPMO/UPC
- Canadian Standards Association (CSA)
- State of Massachusetts



COLORS/FINISHES

- 0 White
- Other Refer to Fixtures Price Book for additional colors

Accessories:

- CP Polished Chrome
- PB Polished Brass
- Other Refer to Price Book for additional finishes
- NA None Applicable

SPECIFIED MODEL:

Model	Description	Colors/Finishes	
K-1219	Drop-in rim style	<input type="checkbox"/> 0 White	<input type="checkbox"/> Other_____
K-1219-L	Left outlet, integral flange	<input type="checkbox"/> 0 White	<input type="checkbox"/> Other_____
K-1219-R	Right outlet, integral flange	<input type="checkbox"/> 0 White	<input type="checkbox"/> Other_____

Recommended Accessories				
K-7161-AF	Drain	<input type="checkbox"/> CP	<input type="checkbox"/> PB	<input type="checkbox"/> Other_____

Optional Accessories			
K-1278	Apron (removable)	<input type="checkbox"/> 0 White	<input type="checkbox"/> Other_____
K-1181	Vinyl tiling-in bead (use when wall material contacts any top surface of bath)	<input type="checkbox"/> NA	

PRODUCT SPECIFICATION:

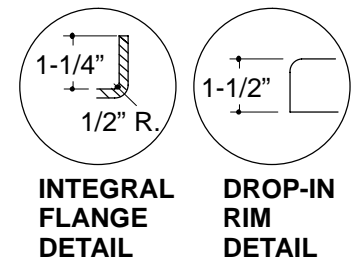
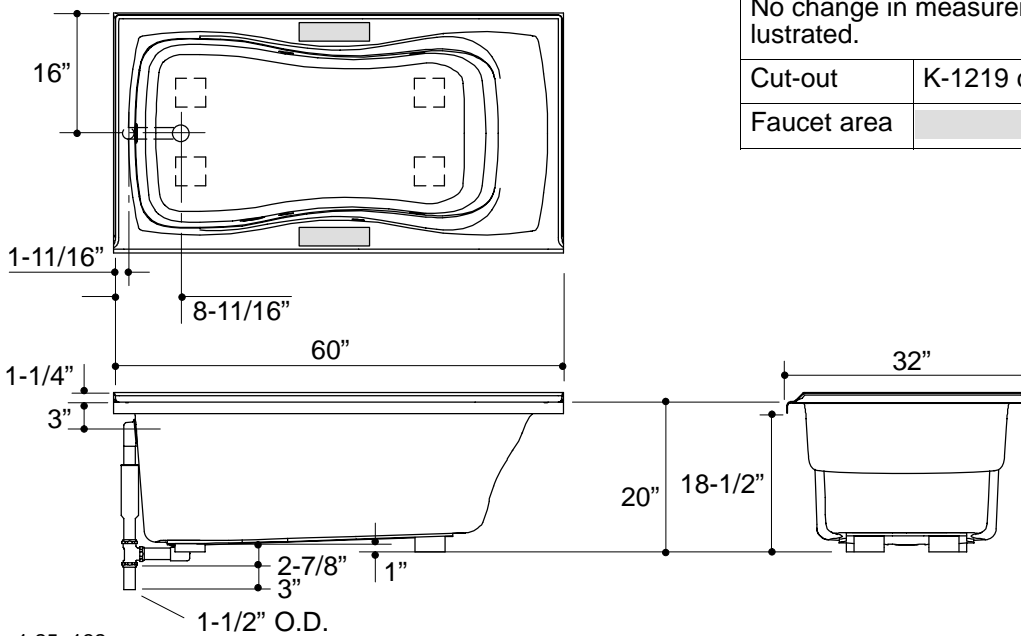
The bath shall be 60" in length, 32" in width, and 20" in height. Bath shall be made of acrylic. Bath shall be either drop-in rim style or integral flange. Bath shall have optional K-1278 front apron. Bath shall be Kohler Model K-1219-_____-_____-_____.

HOURGLASS \times 32™

PRODUCT INFORMATION

Fixture*:	basin area	top area	weight
Bathing well	47" x 20"	53" x 23"	80 lbs.
	water depth	capacity	
To overflow	14-1/2"	64 gal.	
* Approximate measurements for comparison only.			

Roughing-In Notes	
No change in measurements if connected with drain illustrated.	
Cut-out	K-1219 drop-in rim style, 58" x 30"
Faucet area	recommended



PRODUCT DIAGRAM