

Product Information

Mexico products have an M after the first sequence of numbers (such as K-12345 M).			
Applicable product:			
Drain on right	K-12104	shown	
Drain on left	K-12103	not shown	
ADA compliant			
Fixture:*	basin area	top area	weight
Bathing well	44" (111.8 cm) x 23" (58.4 cm)	51" (129.5 cm) x 26" (66 cm)	200 lbs. (90.7 kg)
	water depth	capacity	
To overflow	13" (33 cm)	55 gal. (208 L)	
Configuration	1-piece		
Drain Outlet	2-1/4" D. (5.7 cm)		
* Approximate measurements for comparison only.			
Accessories/hardware:			
Drain:	K-9132	recommended	
Dome light	K-1665	optional	

Installation Notes

Install this product according to the installation guide.

For optimum accessibility, specify faucets and fittings to install and operate within the control area shown.

The fixture is not drilled for supply fittings.

Shimming may be required to level fixture.

Stud opening tolerance is + 1/4" (6 mm), - 0" (0 cm).



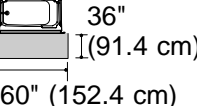
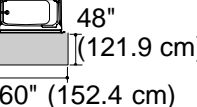
When fire rated construction is specified, dimensions are to the inside of the fire-rated wall.

Some shimming between stud frame and fixture may be required.

Provide clear floor space per ICC/ANSI A117.1 and as shown.

This unit will comply with the Americans with Disabilities Act when installed according to the requirements of the Accessibility Guidelines, Section 4.21 Shower Stalls, of the Act.

This fixture conforms to ANSI Standard Z124.1. All dimensions are nominal.

*Recess opening must be 65" (165.1 cm) x 84-1/4" (214 cm).	
No change in measurements if connected with drain illustrated. (K-7161-AF)	
	Represents control area for faucets.
	Represents 24" (61 cm) wall mount slide bar.
 36" (91.4 cm) 60" (152.4 cm)	Represents clear floor space for 36" (91.4 cm) x 60" (152.4 cm) side entrance.
 48" (121.9 cm) 60" (152.4 cm)	Represents clear floor space for 48" (121.9 cm) x 60" (152.4 cm) front entrance.

