


PRICE LIST

JACUZZI LUXURY BATH

PRICES EFFECTIVE MAY 3, 2010

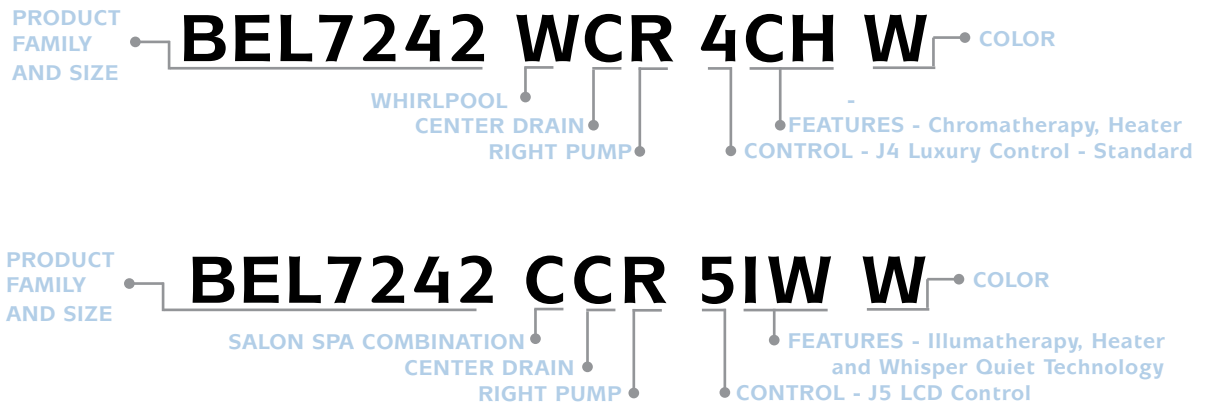


SALON® SPAS • WHIRLPOOL BATHS • PURE AIR® BATHS • FREESTANDING BATHS • SHOWER • FAUCETRY • SPECIALTY ITEMS



USING THIS GUIDE

Beginning May 1, 2010, Jacuzzi is introducing a new and easy Product Code System for bath products or PCS. When building your product code, the system is intuitive, with each character having meaning. The examples below show the Product Codes for Bellavista 7242 in Whirlpool and Salon Spa Combination, with varied features:



A key is located with each product listing throughout the book, minimizing the need to flip back and forth between pages.

HYDROTHERAPY EXPERIENCE CODES:	LOCATION CODES	CONTROL CODES *	FEATURE CODES	COLOR CODES Tubs available in
B – Bath Soaking	C – Center	X NONE	CX Chromatherapy	W White
A – Pure Air®	R –Right	2 J2 Basic Control	CH Chromatherapy and Heater	Y Oyster
W – Whirlpool	L –Left	4 J4 Luxury Control	CW Chromatherapy, Heater and Whisper	A Almond
C – Salon® Spa Combination	U – Universal	5 J5 LCD Control	IH Illumatherapy and Heater	B Black
	B –Right Back		IW Illumatherapy, Heater and Whisper	Replace last letter in product code with color letter. \$50 upgrade on all non-white colors.
	E –Left Back		XX Not Applicable	
	F –Right Front	* see page 1 for available control descriptions		
	G –Left Front			
	X – Not Applicable			

At the end of each product family section, accessories related directly to that line are listed—clarifying what is available on each product.

Refer to product pages (1-107) to identify pricing for the models of your choice. Products are listed in alphabetical order by category. In addition to list pricing, these pages include a summary of key product features, specifications, dimensions, and part numbers and new product codes.

For quick-reference, use the price index located at the back of the book to obtain pricing. The index has been sorted four ways (by Old Core Number, Dimension, Product Code / Model Number and by Name) and includes a page number reference to get more information about the product.

LUXURY TUB UPGRADES	List Upcharge	COMFORT TUB UPGRADES	List Upcharge
Add Chromatherapy (\$449)	\$449	Comfort + (Chromatherapy, Heater and extra Jets)	\$550
Add LCD (\$849)	\$849	Non-Standard Motor Location (where available)	\$175
Add Whisper (\$199)	\$199		
Add Illumatherapy (\$949)	\$949		

Questions? Call Jacuzzi Customer Service at **800-288-4002**

BATH CONTROLS

J2

BASIC CONTROLS

AVAILABLE ON

- Comfort Whirlpools
- Comfort Plus Whirlpools
- Comfort Pure Air
- Luxury Soaking Baths + Chromotherapy
- Field-installed Chromotherapy kits

WHIRLPOOL



PURE AIR® Air Bath



WHIRLPOOL PLUS



CHROMATHERAPY



J4

LUXURY ELECTRONIC CONTROLS

Chromotherapy Included

AVAILABLE ON

- Luxury Whirlpools
- Luxury Pure Air®
- Luxury Salon™ Spas



PURE AIR® Air Bath



WHIRLPOOL



SALON™ SPA COMBINATION

J5

LUXURY LCD CONTROL

Chromotherapy Included

AVAILABLE ON

- Luxury Whirlpools
- Luxury Pure Air®
- Luxury Salon™ Spas



BATH: LUXURY	3
Acero™	4
Allusion™	6
Bellavista™	9
Duetta™	15
Elara®	19
Fuzion™	22
Mio™	31
Reál™	33
Salerno®	34
Sia™	36
BATH: WALK-IN	38
Finestra™	39
BATH: FREESTANDING	47
Era™ Double-ended tub	48
Era™ Slipper tub	50
Gallery™ Freestanding	52
Morphosis™	53
Riva® Freestanding	54
BATH: COMFORT	55
Amiga®	56
Capella®	58
Cetra®	61
Gallery™	64
Luna™	66
Luxura®	68
Majora®	71
Mito™	72
Nova™	74
Riva®	78
Signa®	80
Tara™	83

BATH: JACUZZI CLASSICS	85
Bianca®	86
Cortina®	87
Fiore®	88
Sabella®	89
Venicia™	90

SHOWER COLLECTION	91
Ristorre® shower panels	92
Showerheads	93
Tru-Level™ shower bases	95
Bonaire™ shower bases	97
Sedona™ steam shower	98
SteamPro® generator	98

FAUCETRY, SPECIALTY ITEMS, ACCESSORIES	100
Era™	101
Floor warming system	102
Towel warming drawer	102
Accessories	103

DISCONTINUED ITEMS	108
TERMS & CONDITIONS	112
WARRANTY SUMMARY	114
FREIGHT TERMS	116
INDEX (BY OLD COR NUMBER)	117
INDEX (BY DIMENSIONS)	120
INDEX (BY MODEL NO.)	127
INDEX (BY NAME)	135

TABLE OF CONTENTS

SOAKER

- High Gloss Acrylic
- Tru-Level™ Base
- Slip resistant flooring

PURE AIR®

- High Gloss Acrylic
- Tru-Level™ Base
- Slip resistant flooring
- 800w variable speed heated air blower
- Side, Bottom and TLC Air Channels
- 360° balanced air flow
- Automatic Purge (Drain activated)
- J4 Electronic controls
- Chromatherpy lighting (2 lenses)

WHIRLPOOL

- High Gloss Acrylic
- Tru-Level™ Base
- Slip resistant flooring
- Multi-speed Motor
- J4 Electronic controls
- Chromatherpy lighting (2 lenses)
- RapidHeat inline heater

SALON™ SPA

- High Gloss Acrylic
- Tru-Level™ Base
- Slip resistant flooring
- Multi-speed Motor
- 900w variable speed heated air blower
- Bottom Air Channel
- 360 balanced air flow
- Automatic Purge (Drain activated)
- J4 Electronic controls
- Chromatherpy lighting (2 lenses)
- RapidHeat inline heater

JACUZZI® BATHS: LUXURY

ACERO™

- ACERO 6636
- ACERO 7242
- ACCESSORIES

Acero Pure Air®



BATH: LUXURY

ACERO 6636 ACE6636



DROP-IN or UNDERMOUNT | 66" L x 36" W x 25" H

Hydrotherapy Experience	Experience	Drain	Equipment Location	Controls	Lighting Availability	Whisper™ Technology	Product Code / White	List Price W - White	List Price Y - Oyster A - Almond B - Black
BATH (Soaking)	B	C	X	X	None	No	ACE6636 BCX XXX W	\$1,680	\$1,730
				2	Chromatherapy	No	ACE6636 BCX 2CX W	\$2,129	\$2,179
PURE AIR® • 800w variable-speed heated air blower	A	C	R blower	4	Chromatherapy	No	ACE6636 ACR 4CX W	\$3,290	\$3,340
				5	Chromatherapy	No	ACE6636 ACR 5CX W	\$4,139	\$4,189
WHIRLPOOL • 4 TheraPro™ jets • 4 AccuPro™ jets • RapidHeat™ inline heater	W	C	R pump	4	Chromatherapy	No	ACE6636 WCR 4CH W	\$4,500	\$4,550
				4	Chromatherapy	Yes	ACE6636 WCR 4CW W	\$4,699	\$4,749
				4	Illumatherapy	No	ACE6636 WCR 4IH W	\$5,449	\$5,499
				4	Illumatherapy	Yes	ACE6636 WCR 4IW W	\$5,648	\$5,698
				5	Chromatherapy	No	ACE6636 WCR 5CH W	\$5,349	\$5,399
				5	Chromatherapy	Yes	ACE6636 WCR 5CW W	\$5,548	\$5,598
				5	Illumatherapy	No	ACE6636 WCR 5IH W	\$6,298	\$6,348
				5	Illumatherapy	Yes	ACE6636 WCR 5IW W	\$6,497	\$6,547
SALON® SPA COMBINATION • 4 TheraPro™ jets • 4 AccuPro™ jets • RapidHeat™ inline heater • 900w variable-speed heated air blower	C	C	R pump	4	Chromatherapy	No	ACE6636 CCR 4CH W	\$5,675	\$5,725
				4	Chromatherapy	Yes	ACE6636 CCR 4CW W	\$5,874	\$5,924
				4	Illumatherapy	No	ACE6636 CCR 4IH W	\$6,624	\$6,674
				4	Illumatherapy	Yes	ACE6636 CCR 4IW W	\$6,823	\$6,873
			Right blower	5	Chromatherapy	No	ACE6636 CCR 5CH W	\$6,524	\$6,574
				5	Chromatherapy	Yes	ACE6636 CCR 5CW W	\$6,723	\$6,773
				5	Illumatherapy	No	ACE6636 CCR 5IH W	\$7,473	\$7,523
				5	Illumatherapy	Yes	ACE6636 CCR 5IW W	\$7,672	\$7,722

HYDROTHERAPY EXPERIENCE CODES:	LOCATION CODES	CONTROL CODES *	FEATURE CODES	COLOR CODES Tubs available in
B = Bath Soaking	C = Center	X NONE	CX Chromatherapy	W White
A = Pure Air®	R =Right	2 J2 Basic Control	CH Chromatherapy and Heater	Y Oyster
W = Whirlpool	L =Left	4 J4 Luxury Control	CW Chromatherapy, Heater and Whisper	A Almond
C = Salon® Spa Combination	U = Universal	5 J5 LCD Control	IH Illumatherapy and Heater	B Black
	B =Right Back		IW Illumatherapy, Heater and Whisper	Replace last letter in product code with color letter. \$50 upgrade on all non-white colors.
	E =Left Back		XX Not Applicable	
	F =Right Front	* see page 1 for available control descriptions		
	G =Left Front			
	X = Not Applicable			

ACERO 7242



DROP-IN or UNDERMOUNT | 72”L x 42”W x 25”H

ACE7242

Hydrotherapy Experience	Experience	Drain	Equipment Location	Controls	Lighting Availability	Whisper™ Technology	Product Code / White	List Price W - White	List Price Y - Oyster A - Almond B - Black
BATH (Soaking)	B	C	X	X	None	No	ACE7242 BCX XXX W	\$1,880	\$1,930
				2	Chromatherapy	No	ACE7242 BCX 2CX W	\$2,329	\$2,379
PURE AIR® • 800w variable-speed heated air blower	A	C	R blower	4	Chromatherapy	No	ACE7242 ACR 4CX W	\$3,490	\$3,540
				5	Chromatherapy	No	ACE7242 ACR 5CX W	\$4,339	\$4,389
WHIRLPOOL • 4 TheraPro™ jets • 4 AccuPro™ jets • RapidHeat™ inline heater	W	C	R pump	4	Chromatherapy	No	ACE7242 WCR 4CH W	\$4,700	\$4,750
				4	Chromatherapy	Yes	ACE7242 WCR 4CW W	\$4,899	\$4,949
				4	Illumatherapy	No	ACE7242 WCR 4IH W	\$5,649	\$5,699
				4	Illumatherapy	Yes	ACE7242 WCR 4IW W	\$5,848	\$5,898
				5	Chromatherapy	No	ACE7242 WCR 5CH W	\$5,549	\$5,599
				5	Chromatherapy	Yes	ACE7242 WCR 5CW W	\$5,748	\$5,798
				5	Illumatherapy	No	ACE7242 WCR 5IH W	\$6,498	\$6,548
				5	Illumatherapy	Yes	ACE7242 WCR 5IW W	\$6,697	\$6,747
SALON® SPA COMBINATION • 4 TheraPro™ jets • 4 AccuPro™ jets • RapidHeat™ inline heater • 900w variable-speed heated air blower	C	C	R pump	4	Chromatherapy	No	ACE7242 CCR 4CH W	\$5,875	\$5,925
				4	Chromatherapy	Yes	ACE7242 CCR 4CW W	\$6,074	\$6,124
				4	Illumatherapy	No	ACE7242 CCR 4IH W	\$6,824	\$6,874
				4	Illumatherapy	Yes	ACE7242 CCR 4IW W	\$7,023	\$7,073
			Right blower	5	Chromatherapy	No	ACE7242 CCR 5CH W	\$6,724	\$6,774
				5	Chromatherapy	Yes	ACE7242 CCR 5CW W	\$6,923	\$6,973
				5	Illumatherapy	No	ACE7242 CCR 5IH W	\$7,673	\$7,723
				5	Illumatherapy	Yes	ACE7242 CCR 5IW W	\$7,872	\$7,922

ACERO | ACCESSORIES

	CHROME		BRUSHED NICKEL		OIL RUBBED BRONZE	
Trim kit: 4 TheraPro jet rings	GU44827	\$ 60	GU44826	\$ 70	GU44845	\$ 70
Trim kit: 2 AccuPro jet rings	GU45827	\$ 40	GU45826	\$ 50	GU45845	\$ 50
Rotary drain PVC drain kit, 26" cable	DA34827	\$ 226	DA34826	\$ 276	DA34845	\$ 276
21" Straight pillow	EK91959	WHITE \$ 103	EK91958	ALMOND \$ 103	EK91969	OYSTER \$ 103
Straight pillow 5" x 15"	C262959	WHITE \$ 65	C262958	ALMOND \$65	C262969	OYSTER \$65
Chromatherapy Light Kit	GD56000	\$349				

ALLUSION™

- ALLUSION 6636
- ALLUSION 7236
- ALLUSION 7242
- ACCESSORIES

Allusion Pure Air®



ALLUSION 6636 ALL6636




DROP-IN | 66”L x 36”W x 26”H

Hydrotherapy Experience	Experience	Drain	Equipment Location	Controls	Lighting Availability	Whisper™ Technology	Product Code / White	List Price W - White	List Price Y - Oyster A - Almond B - Black
BATH (Soaking) <i>Shipping wt 135 lbs.</i>	B	C	X	X	None	No	ALL6636 BCX XXX W	\$1,267	\$1,317
				2	Chromatherapy	No	ALL6636 BCX 2CX W	\$1,716	\$1,766
PURE AIR® • 800w variable-speed heated air blower <i>Shipping wt 192 lbs.</i>	A	C	R blower	4	Chromatherapy	No	ALL6636 ACR 4CX W	\$3,556	\$3,606
				5	Chromatherapy	No	ALL6636 ACR 5CX W	\$4,405	\$4,455
WHIRLPOOL • 4 TheraPro™ jets • 6 AccuPro™ jets • RapidHeat™ inline heater <i>Shipping wt 225 lbs.</i>	W	C	R pump	4	Chromatherapy	No	ALL6636 WCR 4CH W	\$4,880	\$4,930
				4	Chromatherapy	Yes	ALL6636 WCR 4CW W	\$5,079	\$5,129
				4	Illumatherapy	No	ALL6636 WCR 4IH W	\$5,829	\$5,879
				4	Illumatherapy	Yes	ALL6636 WCR 4IW W	\$6,028	\$6,078
				5	Chromatherapy	No	ALL6636 WCR 5CH W	\$5,729	\$5,779
				5	Chromatherapy	Yes	ALL6636 WCR 5CW W	\$5,928	\$5,978
				5	Illumatherapy	No	ALL6636 WCR 5IH W	\$6,678	\$6,728
				5	Illumatherapy	Yes	ALL6636 WCR 5IW W	\$6,877	\$6,927
SALON® SPA COMBINATION • 4 TheraPro™ jets • 6 AccuPro™ jets • RapidHeat™ inline heater • 900w variable-speed heated air blower <i>Shipping weight: 257 lbs.</i>	C	C	R pump	4	Chromatherapy	No	ALL6636 CCR 4CH W	\$6,150	\$6,200
				4	Chromatherapy	Yes	ALL6636 CCR 4CW W	\$6,349	\$6,399
				4	Illumatherapy	No	ALL6636 CCR 4IH W	\$7,099	\$7,149
				4	Illumatherapy	Yes	ALL6636 CCR 4IW W	\$7,298	\$7,348
			Right blower	5	Chromatherapy	No	ALL6636 CCR 5CH W	\$6,999	\$7,049
				5	Chromatherapy	Yes	ALL6636 CCR 5CW W	\$7,198	\$7,248
				5	Illumatherapy	No	ALL6636 CCR 5IH W	\$7,948	\$7,998
				5	Illumatherapy	Yes	ALL6636 CCR 5IW W	\$8,147	\$8,197

HYDROTHERAPY EXPERIENCE CODES:	LOCATION CODES	CONTROL CODES *	FEATURE CODES	COLOR CODES Tubs available in
B = Bath Soaking	C = Center	X NONE	CX Chromatherapy	W White
A = Pure Air®	R =Right	2 J2 Basic Control	CH Chromatherapy and Heater	Y Oyster
W = Whirlpool	L =Left	4 J4 Luxury Control	CW Chromatherapy, Heater and Whisper	A Almond
C = Salon® Spa Combination	U = Universal	5 J5 LCD Control	IH Illumatherapy and Heater	B Black
	B =Right Back		IW Illumatherapy, Heater and Whisper	Replace last letter in product code with color letter. \$50 upgrade on all non-white colors.
	E =Left Back		XX Not Applicable	
	F =Right Front	* see page 1 for available control descriptions		
	G =Left Front			
	X = Not Applicable			

ALLUSION 7236
ALL7236

 DROP-IN | 72”L x 36”W x 26”H

Hydrotherapy Experience	Experience	Drain	Equipment Location	Controls	Lighting Availability	Whisper™ Technology	Product Code / White	List Price W - White	List Price Y - Oyster A - Almond B - Black
BATH (Soaking) <i>Shipping wt 134 lbs.</i>	B	C	X	X	None	No	ALL7236 BCX XXX W	\$1,339	\$1,389
				2	Chromatherapy	No	ALL7236 BCX 2CX W	\$1,788	\$1,838
PURE AIR® • 800w variable-speed heated air blower <i>Shipping wt 187 lbs.</i>	A	C	R blower	4	Chromatherapy	No	ALL7236 ACR 4CX W	\$3,656	\$3,706
				5	Chromatherapy	No	ALL7236 ACR 5CX W	\$4,505	\$4,555
WHIRLPOOL • 4 TheraPro™ jets • 6 AccuPro™ jets • RapidHeat™ inline heater <i>Shipping wt 210 lbs.</i>	W	C	R pump	4	Chromatherapy	No	ALL7236 WCR 4CH W	\$4,980	\$5,030
				4	Chromatherapy	Yes	ALL7236 WCR 4CW W	\$5,179	\$5,229
				4	Illumatherapy	No	ALL7236 WCR 4IH W	\$5,929	\$5,979
				4	Illumatherapy	Yes	ALL7236 WCR 4IW W	\$6,128	\$6,178
				5	Chromatherapy	No	ALL7236 WCR 5CH W	\$5,829	\$5,879
				5	Chromatherapy	Yes	ALL7236 WCR 5CW W	\$6,028	\$6,078
				5	Illumatherapy	No	ALL7236 WCR 5IH W	\$6,778	\$6,828
				5	Illumatherapy	Yes	ALL7236 WCR 5IW W	\$6,977	\$7,027
SALON® SPA COMBINATION • 4 TheraPro™ jets • 6 AccuPro™ jets • RapidHeat™ inline heater • 900w variable-speed heated air blower <i>Shipping weight: 263 lbs.</i>	C	C	R pump	4	Chromatherapy	No	ALL7236 CCR 4CH W	\$6,250	\$6,300
				4	Chromatherapy	Yes	ALL7236 CCR 4CW W	\$6,449	\$6,499
				4	Illumatherapy	No	ALL7236 CCR 4IH W	\$8,493	\$8,543
				4	Illumatherapy	Yes	ALL7236 CCR 4IW W	\$9,641	\$9,691
			Right blower	5	Chromatherapy	No	ALL7236 CCR 5CH W	\$7,099	\$7,149
				5	Chromatherapy	Yes	ALL7236 CCR 5CW W	\$7,298	\$7,348
				5	Illumatherapy	No	ALL7236 CCR 5IH W	\$10,291	\$10,341
				5	Illumatherapy	Yes	ALL7236 CCR 5IW W	\$10,490	\$10,540

HYDROTHERAPY EXPERIENCE CODES:	LOCATION CODES	CONTROL CODES *	FEATURE CODES	COLOR CODES Tubs available in
B = Bath Soaking	C = Center	X NONE	CX Chromatherapy	W White
A = Pure Air®	R =Right	2 J2 Basic Control	CH Chromatherapy and Heater	Y Oyster
W = Whirlpool	L =Left	4 J4 Luxury Control	CW Chromatherapy, Heater and Whisper	A Almond
C = Salon® Spa Combination	U = Universal	5 J5 LCD Control	IH Illumatherapy and Heater	B Black
	B =Right Back		IW Illumatherapy, Heater and Whisper	Replace last letter in product code with color letter. \$50 upgrade on all non-white colors.
	E =Left Back		XX Not Applicable	
	F =Right Front	* see page 1 for available control descriptions		
	G =Left Front			
	X = Not Applicable			

ALLUSION 7242



DROP-IN | 72"L x 42"W x 26"H

ALL7242

Hydrotherapy Experience	Experience	Drain	Equipment Location	Controls	Lighting Availability	Whisper™ Technology	Product Code / White	List Price W - White	List Price Y - Oyster A - Almond B - Black
BATH (Soaking) <i>Shipping wt 138 lbs.</i>	B	C	X	X	None	No	ALL7242 BCX XXX W	\$1,442	\$1,492
				2	Chromatherapy	No	ALL7242 BCX 2CX W	\$1,891	\$1,941
PURE AIR® • 800w variable-speed heated air blower <i>Shipping wt 242 lbs.</i>	A	C	R blower	4	Chromatherapy	No	ALL7242 ACR 4CX W	\$3,756	\$3,806
				5	Chromatherapy	No	ALL7242 ACR 5CX W	\$4,605	\$4,655
WHIRLPOOL • 4 TheraPro™ jets • 6 AccuPro™ jets • RapidHeat™ inline heater <i>Shipping wt 234 lbs.</i>	W	C	R pump	4	Chromatherapy	No	ALL7242 WCR 4CH W	\$5,080	\$5,130
				4	Chromatherapy	Yes	ALL7242 WCR 4CW W	\$5,279	\$5,329
				4	Illumatherapy	No	ALL7242 WCR 4IH W	\$6,029	\$6,079
				4	Illumatherapy	Yes	ALL7242 WCR 4IW W	\$6,228	\$6,278
				5	Chromatherapy	No	ALL7242 WCR 5CH W	\$5,929	\$5,979
				5	Chromatherapy	Yes	ALL7242 WCR 5CW W	\$6,128	\$6,178
				5	Illumatherapy	No	ALL7242 WCR 5IH W	\$6,878	\$6,928
				5	Illumatherapy	Yes	ALL7242 WCR 5IW W	\$7,077	\$7,127
SALON® SPA COMBINATION • 4 TheraPro™ jets • 6 AccuPro™ jets • RapidHeat™ inline heater • 900w variable-speed heated air blower <i>Shipping weight: 288 lbs.</i>	C	C	R pump	4	Chromatherapy	No	ALL7242 CCR 4CH W	\$6,350	\$6,400
				4	Chromatherapy	Yes	ALL7242 CCR 4CW W	\$6,549	\$6,599
				4	Illumatherapy	No	ALL7242 CCR 4IH W	\$7,299	\$7,349
				4	Illumatherapy	Yes	ALL7242 CCR 4IW W	\$7,498	\$7,548
			Right blower	5	Chromatherapy	No	ALL7242 CCR 5CH W	\$7,199	\$7,249
				5	Chromatherapy	Yes	ALL7242 CCR 5CW W	\$7,398	\$7,448
				5	Illumatherapy	No	ALL7242 CCR 5IH W	\$8,148	\$8,198
				5	Illumatherapy	Yes	ALL7242 CCR 5IW W	\$8,347	\$8,397

ALLUSION | ACCESSORIES

	CHROME		BRUSHED NICKEL		OIL RUBBED BRONZE	
Trim kit: 4 TheraPro jet rings	D095827	\$ 159	D095826	\$ 209	D095845	\$ 209
Rotary drain kit, 26" cable	HP55827	\$ 186	HP55826	\$ 236	HP55845	\$ 236
21" Straight pillow	EK91959	WHITE \$ 103	EK91958	ALMOND \$ 103	EK91969	OYSTER \$ 103
Straight pillow 5" x 15"	C262959	WHITE \$ 65	C262958	ALMOND \$65	C262969	OYSTER \$65
Chromatherapy Light Kit	GD56000	\$349				

BELLAVISTA™

- BELLAVISTA 6042
- BELLAVISTA 6642
- BELLAVISTA 7242
- BELLAVISTA CORNER 6060
- ACCESSORIES



Bellavista Salon Spa

Bellavista Corner
Salon Spa



BELLAVISTA 6042



DROP-IN | 60"L x 42"W x 26"H

BEL6042

Hydrotherapy Experience	Experience	Drain	Equipment Location	Controls	Lighting Availability	Whisper™ Technology	Product Code / White	List Price W - White	List Price Y - Oyster A - Almond B - Black
BATH (Soaking) <i>Shipping wt tbd</i>	B	C	X	X	None	No	BEL6042 BCX XXX W	\$1,022	\$1,072
				2	Chromatherapy	No	BEL6042 BCX 2CX W	\$1,471	\$1,521
PURE AIR® • 800w variable-speed heated air blower <i>Shipping wt tbd</i>	A	C	R blower	4	Chromatherapy	No	BEL6042 ACR 4CX W	\$3,460	\$3,510
				5	Chromatherapy	No	BEL6042 ACR 5CX W	\$4,309	\$4,359
WHIRLPOOL • 4 TheraPro™ jets • 2 AccuPro™ jets • 4 rotating neck jets • RapidHeat™ inline heater <i>Shipping wt 160 lbs.</i>	W	C	R pump	4	Chromatherapy	No	BEL6042 WCR 4CH W	\$4,786	\$4,836
				4	Chromatherapy	Yes	BEL6042 WCR 4CW W	\$4,985	\$5,035
				4	Illumatherapy	No	BEL6042 WCR 4IH W	\$5,735	\$5,785
				4	Illumatherapy	Yes	BEL6042 WCR 4IW W	\$5,934	\$5,984
				5	Chromatherapy	No	BEL6042 WCR 5CH W	\$5,635	\$5,685
				5	Chromatherapy	Yes	BEL6042 WCR 5CW W	\$5,834	\$5,884
				5	Illumatherapy	No	BEL6042 WCR 5IH W	\$6,584	\$6,634
				5	Illumatherapy	Yes	BEL6042 WCR 5IW W	\$6,783	\$6,833
SALON® SPA COMBINATION • 4 TheraPro™ jets • 2 AccuPro™ jets • 4 rotating neck jets • RapidHeat™ inline heater • 900w variable-speed heated air blower <i>Shipping weight: 150 lbs.</i>	C	C	R pump	4	Chromatherapy	No	BEL6042 CCR 4CH W	\$6,058	\$6,108
				4	Chromatherapy	Yes	BEL6042 CCR 4CW W	\$6,257	\$6,307
				4	Illumatherapy	No	BEL6042 CCR 4IH W	\$7,007	\$7,057
				4	Illumatherapy	Yes	BEL6042 CCR 4IW W	\$7,206	\$7,256
			Right blower	5	Chromatherapy	No	BEL6042 CCR 5CH W	\$6,907	\$6,957
				5	Chromatherapy	Yes	BEL6042 CCR 5CW W	\$7,106	\$7,156
				5	Illumatherapy	No	BEL6042 CCR 5IH W	\$7,856	\$7,906
				5	Illumatherapy	Yes	BEL6042 CCR 5IW W	\$8,055	\$8,105

HYDROTHERAPY EXPERIENCE CODES:	LOCATION CODES	CONTROL CODES *	FEATURE CODES	COLOR CODES Tubs available in
B = Bath Soaking	C = Center	X NONE	CX Chromatherapy	W White
A = Pure Air®	R =Right	2 J2 Basic Control	CH Chromatherapy and Heater	Y Oyster
W = Whirlpool	L =Left	4 J4 Luxury Control	CW Chromatherapy, Heater and Whisper	A Almond
C = Salon® Spa Combination	U = Universal	5 J5 LCD Control	IH Illumatherapy and Heater	B Black
	B =Right Back		IW Illumatherapy, Heater and Whisper	Replace last letter in product code with color letter. \$50 upgrade on all non-white colors.
	E =Left Back		XX Not Applicable	
	F =Right Front	* see page 1 for available control descriptions		
	G =Left Front			
	X = Not Applicable			


BELLAVISTA 6642
BEL6642

 DROP-IN | 66"L x 42"W x 26"H

Hydrotherapy Experience	Experience	Drain	Equipment Location	Controls	Lighting Availability	Whisper™ Technology	Product Code / White	List Price W - White	List Price Y - Oyster A - Almond B - Black
BATH (Soaking) <i>Shipping weight: 135 lbs.</i>	B	C	X	X	None	No	BEL6642 BCX XXX W	\$1,322	\$1,372
				2	Chromatherapy	No	BEL6642 BCX 2CX W	\$1,771	\$1,821
PURE AIR® • 800w variable-speed heated air blower <i>Shipping weight: 165 lbs.</i>	A	C	R blower	4	Chromatherapy	No	BEL6642 ACR 4CX W	\$3,660	\$3,710
				5	Chromatherapy	No	BEL6642 ACR 5CX W	\$4,509	\$4,559
WHIRLPOOL • 4 TheraPro™ jets • 2 AccuPro™ jets • 4 rotating neck jets • RapidHeat™ inline heater <i>Shipping weight: 165 lbs.</i>	W	C	R pump	4	Chromatherapy	No	BEL6642 WCR 4CH W	\$4,986	\$5,036
				4	Chromatherapy	Yes	BEL6642 WCR 4CW W	\$5,185	\$5,235
				4	Illumatherapy	No	BEL6642 WCR 4IH W	\$5,935	\$5,985
				4	Illumatherapy	Yes	BEL6642 WCR 4IW W	\$6,134	\$6,184
				5	Chromatherapy	No	BEL6642 WCR 5CH W	\$5,835	\$5,885
				5	Chromatherapy	Yes	BEL6642 WCR 5CW W	\$6,034	\$6,084
				5	Illumatherapy	No	BEL6642 WCR 5IH W	\$6,784	\$6,834
				5	Illumatherapy	Yes	BEL6642 WCR 5IW W	\$6,983	\$7,033
SALON® SPA COMBINATION • 4 TheraPro™ jets • 2 AccuPro™ jets • 4 rotating neck jets • RapidHeat™ inline heater • 900w variable-speed heated air blower <i>Shipping weight: 225 lbs.</i>	C	C	R pump Right blower	4	Chromatherapy	No	BEL6642 CCR 4CH W	\$6,258	\$6,308
				4	Chromatherapy	Yes	BEL6642 CCR 4CW W	\$6,457	\$6,507
				4	Illumatherapy	No	BEL6642 CCR 4IH W	\$7,207	\$7,257
				4	Illumatherapy	Yes	BEL6642 CCR 4IW W	\$7,406	\$7,456
				5	Chromatherapy	No	BEL6642 CCR 5CH W	\$7,107	\$7,157
				5	Chromatherapy	Yes	BEL6642 CCR 5CW W	\$7,306	\$7,356
				5	Illumatherapy	No	BEL6642 CCR 5IH W	\$8,056	\$8,106
				5	Illumatherapy	Yes	BEL6642 CCR 5IW W	\$8,255	\$8,305

HYDROTHERAPY EXPERIENCE CODES:	LOCATION CODES	CONTROL CODES *	FEATURE CODES	COLOR CODES Tubs available in
B = Bath Soaking	C = Center	X NONE	CX Chromatherapy	W White
A = Pure Air®	R =Right	2 J2 Basic Control	CH Chromatherapy and Heater	Y Oyster
W = Whirlpool	L =Left	4 J4 Luxury Control	CW Chromatherapy, Heater and Whisper	A Almond
C = Salon® Spa Combination	U = Universal	5 J5 LCD Control	IH Illumatherapy and Heater	B Black
	B =Right Back		IW Illumatherapy, Heater and Whisper	Replace last letter in product code with color letter. \$50 upgrade on all non-white colors.
	E =Left Back		XX Not Applicable	
	F =Right Front	* see page 1 for available control descriptions		
	G =Left Front			
	X = Not Applicable			

BELLAVISTA 7242
BEL7242

 DROP-IN | 72"L x 42"W x 26"H

Hydrotherapy Experience	Experience	Drain	Equipment Location	Controls	Lighting Availability	Whisper™ Technology	Product Code / White	List Price W - White	List Price Y - Oyster A - Almond B - Black
BATH (Soaking) <i>Shipping weight: 156 lbs.</i>	B	C	X	X	None	No	BEL7242 BCX XXX W	\$1,427	\$1,477
				2	Chromatherapy	No	BEL7242 BCX 2CX W	\$1,876	\$1,926
PURE AIR® • 800w variable-speed heated air blower <i>Shipping weight: 164 lbs.</i>	A	C	R blower	4	Chromatherapy	No	BEL7242 ACR 4CX W	\$3,760	\$3,810
				5	Chromatherapy	No	BEL7242 ACR 5CX W	\$4,609	\$4,659
WHIRLPOOL • 4 TheraPro™ jets • 2 AccuPro™ jets • 4 rotating neck jets • RapidHeat™ inline heater <i>Shipping weight: 186 lbs.</i>	W	C	R pump	4	Chromatherapy	No	BEL7242 WCR 4CH W	\$5,086	\$5,136
				4	Chromatherapy	Yes	BEL7242 WCR 4CW W	\$5,285	\$5,335
				4	Illumatherapy	No	BEL7242 WCR 4IH W	\$6,035	\$6,085
				4	Illumatherapy	Yes	BEL7242 WCR 4IW W	\$6,234	\$6,284
				5	Chromatherapy	No	BEL7242 WCR 5CH W	\$5,935	\$5,985
				5	Chromatherapy	Yes	BEL7242 WCR 5CW W	\$6,134	\$6,184
				5	Illumatherapy	No	BEL7242 WCR 5IH W	\$6,884	\$6,934
				5	Illumatherapy	Yes	BEL7242 WCR 5IW W	\$7,083	\$7,133
	W	C	L pump	4	Chromatherapy	No	BEL7242 WCL 4CH W	\$5,086	\$5,136
				4	Chromatherapy	Yes	BEL7242 WCL 4CW W	\$5,285	\$5,335
				4	Illumatherapy	No	BEL7242 WCL 4IH W	\$6,035	\$6,085
				4	Illumatherapy	Yes	BEL7242 WCL 4IW W	\$6,234	\$6,284
				5	Chromatherapy	No	BEL7242 WCL 5CH W	\$5,935	\$5,985
				5	Chromatherapy	Yes	BEL7242 WCL 5CW W	\$6,134	\$6,184
			5	Illumatherapy	No	BEL7242 WCL 5IH W	\$6,884	\$6,934	
			5	Illumatherapy	Yes	BEL7242 WCL 5IW W	\$7,083	\$7,133	

HYDROTHERAPY EXPERIENCE CODES:	LOCATION CODES	CONTROL CODES *	FEATURE CODES	COLOR CODES Tubs available in
B = Bath Soaking	C = Center	X NONE	CX Chromatherapy	W White
A = Pure Air®	R =Right	2 J2 Basic Control	CH Chromatherapy and Heater	Y Oyster
W = Whirlpool	L =Left	4 J4 Luxury Control	CW Chromatherapy, Heater and Whisper	A Almond
C = Salon® Spa Combination	U = Universal	5 J5 LCD Control	IH Illumatherapy and Heater	B Black
	B =Right Back		IW Illumatherapy, Heater and Whisper	Replace last letter in product code with color letter.
	E =Left Back	* see page 1 for available control descriptions	XX Not Applicable	\$50 upgrade on all non-white colors.
	F =Right Front			
	G =Left Front			
	X = Not Applicable			

BELLAVISTA 7242




DROP-IN | 72"L x 42"W x 26"H

BEL7242

Hydrotherapy Experience	Experience	Drain	Equipment Location	Controls	Lighting Availability	Whisper™ Technology	Product Code / White	List Price W - White	List Price Y - Oyster A - Almond B - Black
SALON® SPA COMBINATION • 4 TheraPro™ jets • 2 AccuPro™ jets • 4 rotating neck jets • RapidHeat™ inline heater • 900w variable-speed heated air blower <i>Shipping weight: 250 lbs.</i>	C	C	R pump	4	Chromatherapy	No	BEL7242 CCR 4CH W	\$6,358	\$6,408
				4	Chromatherapy	Yes	BEL7242 CCR 4CW W	\$6,557	\$6,607
				4	Illumatherapy	No	BEL7242 CCR 4IH W	\$7,307	\$7,357
				4	Illumatherapy	Yes	BEL7242 CCR 4IW W	\$7,506	\$7,556
				5	Chromatherapy	No	BEL7242 CCR 5CH W	\$7,207	\$7,257
				5	Chromatherapy	Yes	BEL7242 CCR 5CW W	\$7,406	\$7,456
				5	Illumatherapy	No	BEL7242 CCR 5IH W	\$8,156	\$8,206
				5	Illumatherapy	Yes	BEL7242 CCR 5IW W	\$8,355	\$8,405

HYDROTHERAPY EXPERIENCE CODES:	LOCATION CODES	CONTROL CODES *	FEATURE CODES	COLOR CODES Tubs available in
B = Bath Soaking	C = Center	X NONE	CX Chromatherapy	W White
A = Pure Air®	R =Right	2 J2 Basic Control	CH Chromatherapy and Heater	Y Oyster
W = Whirlpool	L =Left	4 J4 Luxury Control	CW Chromatherapy, Heater and Whisper	A Almond
C = Salon® Spa Combination	U = Universal	5 J5 LCD Control	IH Illumatherapy and Heater	B Black
	B =Right Back		IW Illumatherapy, Heater and Whisper	Replace last letter in product code with color letter. \$50 upgrade on all non-white colors.
	E =Left Back		XX Not Applicable	
	F =Right Front	* see page 1 for available control descriptions		
	G =Left Front			
	X = Not Applicable			


BELLAVISTA CORNER 6060
BEL6060

 DROP-IN | 60"L x 60"W x 25"H

Hydrotherapy Experience	Experience	Drain	Equipment Location	Controls	Lighting Availability	Whisper™ Technology	Product Code / White	List Price W - White	List Price Y - Oyster A - Almond B - Black
BATH (Soaking) <i>Shipping weight: tbd</i>	B	C	X	X	None	No	BEL6060 BCX XXX W	\$1,727	\$1,777
				2	Chromatherapy	No	BEL6060 BCX 2CX W	\$2,176	\$2,226
PURE AIR® • 800w variable-speed heated air blower <i>Shipping weight: tbd</i>	A	C	R blower	4	Chromatherapy	No	BEL6060 ACR 4CX W	\$4,060	\$4,110
				5	Chromatherapy	No	BEL6060 ACR 5CX W	\$4,909	\$4,959
WHIRLPOOL • 4 TheraPro™ jets • 3 AccuPro™ jets • 3 rotating neck jets • RapidHeat™ inline heater <i>Shipping weight: 1 861 bs.</i>	W	C	R pump	4	Chromatherapy	No	BEL6060 WCR 4CH W	\$5,386	\$5,436
				4	Chromatherapy	Yes	BEL6060 WCR 4CW W	\$5,585	\$5,635
				4	Illumatherapy	No	BEL6060 WCR 4IH W	\$6,335	\$6,385
				4	Illumatherapy	Yes	BEL6060 WCR 4IW W	\$6,534	\$6,584
				5	Chromatherapy	No	BEL6060 WCR 5CH W	\$6,235	\$6,285
				5	Chromatherapy	Yes	BEL6060 WCR 5CW W	\$6,434	\$6,484
				5	Illumatherapy	No	BEL6060 WCR 5IH W	\$7,184	\$7,234
				5	Illumatherapy	Yes	BEL6060 WCR 5IW W	\$7,383	\$7,433
	W	C	L pump	4	Chromatherapy	No	BEL6060 WCL 4CH W	\$5,386	\$5,436
				4	Chromatherapy	Yes	BEL6060 WCL 4CW W	\$5,585	\$5,635
				4	Illumatherapy	No	BEL6060 WCL 4IH W	\$6,335	\$6,385
				4	Illumatherapy	Yes	BEL6060 WCL 4IW W	\$6,534	\$6,584
				5	Chromatherapy	No	BEL6060 WCL 5CH W	\$6,235	\$6,285
				5	Chromatherapy	Yes	BEL6060 WCL 5CW W	\$6,434	\$6,484
				5	Illumatherapy	No	BEL6060 WCL 5IH W	\$7,184	\$7,234
				5	Illumatherapy	Yes	BEL6060 WCL 5IW W	\$7,383	\$7,433

HYDROTHERAPY EXPERIENCE CODES:	LOCATION CODES	CONTROL CODES *	FEATURE CODES	COLOR CODES Tubs available in
B = Bath Soaking	C = Center	X NONE	CX Chromatherapy	W White
A = Pure Air®	R =Right	2 J2 Basic Control	CH Chromatherapy and Heater	Y Oyster
W = Whirlpool	L =Left	4 J4 Luxury Control	CW Chromatherapy, Heater and Whisper	A Almond
C = Salon® Spa Combination	U = Universal	5 J5 LCD Control	IH Illumatherapy and Heater	B Black
	B =Right Back		IW Illumatherapy, Heater and Whisper	Replace last letter in product code with color letter.
	E =Left Back		XX Not Applicable	\$50 upgrade on all non-white colors.
	F =Right Front	* see page 1 for available control descriptions		
	G =Left Front			
	X = Not Applicable			

BELLAVISTA CORNER 6060 BEL6060

 DROP-IN | 60"L x 60"W x 25"H

Hydrotherapy Experience	Experience	Drain	Equipment Location	Controls	Lighting Availability	Whisper™ Technology	Product Code / White	List Price W - White	List Price Y - Oyster A - Almond B - Black
WHIRLPOOL • 4 TheraPro™ jets • 3 AccuPro™ jets • 3 rotating neck jets • RapidHeat™ inline heater <i>Shipping weight: 186 lbs.</i>	W	C	F Right Front	4	Chromatherapy	No	BEL6060 WCF 4CH W	\$5,386	\$5,436
				4	Chromatherapy	Yes	BEL6060 WCF 4CW W	\$5,585	\$5,635
				4	Illumatherapy	No	BEL6060 WCF 4IH W	\$6,335	\$6,385
				4	Illumatherapy	Yes	BEL6060 WCF 4IW W	\$6,534	\$6,584
				5	Chromatherapy	No	BEL6060 WCF 5CH W	\$6,235	\$6,285
				5	Chromatherapy	Yes	BEL6060 WCF 5CW W	\$6,434	\$6,484
				5	Illumatherapy	No	BEL6060 WCF 5IH W	\$7,184	\$7,234
				5	Illumatherapy	Yes	BEL6060 WCF 5IW W	\$7,383	\$7,433
SALON® SPA COMBINATION • 4 TheraPro™ jets • 3 AccuPro™ jets • 3 rotating neck jets • RapidHeat™ inline heater • 900w variable-speed heated air blower <i>Shipping weight: 186 lbs.</i>	C	C	R Right blower	4	Chromatherapy	No	BEL6060 CCR 4CH W	\$6,658	\$6,708
				4	Chromatherapy	Yes	BEL6060 CCR 4CW W	\$6,857	\$6,907
				4	Illumatherapy	No	BEL6060 CCR 4IH W	\$7,607	\$7,657
				4	Illumatherapy	Yes	BEL6060 CCR 4IW W	\$7,806	\$7,856
				5	Chromatherapy	No	BEL6060 CCR 5CH W	\$7,507	\$7,557
				5	Chromatherapy	Yes	BEL6060 CCR 5CW W	\$7,706	\$7,756
				5	Illumatherapy	No	BEL6060 CCR 5IH W	\$8,456	\$8,506
				5	Illumatherapy	Yes	BEL6060 CCR 5IW W	\$8,655	\$8,705

BELLAVISTA | ACCESSORIES

	CHROME		BRUSHED NICKEL		OIL RUBBED BRONZE	
Trim kit: 4 TheraPro jet rings	D095827	\$ 159	D095826	\$ 209	D095845	\$ 209
Trim kit: 2 AccuPro jet rings (3 kits needed)	P556827	\$ 80	P556826	\$ 130	P556845	\$ 130
Rotary drain kit, 26" cable	HP55827	\$ 186	HP55826	\$ 236	HP55845	\$ 236
Hand rails	G864827	\$ 219	G864826	\$ 269	G864845	\$ 269
Curved pillow	C263959	WHITE \$ 65	C263958	ALMOND \$ 65	C263969	OYSTER \$ 65
Chromatherapy Light Kit	GD56000	\$349				

DUETTA™

- DUETTA 6042
- DUETTA 6636
- DUETTA 6642
- DUETTA 7242
- ACCESSORIES

Duetta Salon Spa



DUETTA 6042 DUE6042



DROP-IN or UNDERMOUNT | 60"L x 42"W x 26"H

Hydrotherapy Experience	Experience	Drain	Equipment Location	Controls	Lighting Availability	Whisper™ Technology	Product Code / White	List Price W - White	List Price Y - Oyster A - Almond B - Black
BATH (Soaking)	B	C	X	X	None	No	DUE6042 BCX XXX W*	\$1,673	\$1,723
				2	Chromatherapy	No	DUE6042 BCX 2CX W*	\$2,122	\$2,172
PURE AIR® • 800w variable-speed heated air blower	A	C	R blower	4	Chromatherapy	No	DUE6042 ACR 4CX W*	\$3,353	\$3,403
				5	Chromatherapy	No	DUE6042 ACR 5CX W*	\$4,202	\$4,252
WHIRLPOOL • 4 TheraPro™ jets • 12 AccuPro™ jets • RapidHeat™ inline heater <i>Shipping weight: 191 lbs.</i>	W	C	R pump	4	Chromatherapy	No	DUE6042 WCR 4CH W	\$4,633	\$4,683
				4	Chromatherapy	Yes	DUE6042 WCR 4CW W	\$4,832	\$4,882
				4	Illumatherapy	No	DUE6042 WCR 4IH W	\$5,582	\$5,632
				4	Illumatherapy	Yes	DUE6042 WCR 4IW W	\$5,781	\$5,831
				5	Chromatherapy	No	DUE6042 WCR 5CH W	\$5,482	\$5,532
				5	Chromatherapy	Yes	DUE6042 WCR 5CW W	\$5,681	\$5,731
				5	Illumatherapy	No	DUE6042 WCR 5IH W	\$6,431	\$6,481
				5	Illumatherapy	Yes	DUE6042 WCR 5IW W	\$6,630	\$6,680
SALON® SPA COMBINATION • 4 TheraPro™ jets • 12 AccuPro™ jets • RapidHeat™ inline heater • 900w variable-speed heated air blower <i>Shipping weight: 241 lbs.</i>	C	C	R pump	4	Chromatherapy	No	DUE6042 CCR 4CH W	\$5,866	\$5,916
				4	Chromatherapy	Yes	DUE6042 CCR 4CW W	\$6,065	\$6,115
				4	Illumatherapy	No	DUE6042 CCR 4IH W	\$6,815	\$6,865
				4	Illumatherapy	Yes	DUE6042 CCR 4IW W	\$7,014	\$7,064
			Right blower	5	Chromatherapy	No	DUE6042 CCR 5CH W	\$6,715	\$6,765
				5	Chromatherapy	Yes	DUE6042 CCR 5CW W	\$6,914	\$6,964
				5	Illumatherapy	No	DUE6042 CCR 5IH W	\$7,664	\$7,714
				5	Illumatherapy	Yes	DUE6042 CCR 5IW W	\$7,863	\$7,913

* New Duetta models available 6/1/10

HYDROTHERAPY EXPERIENCE CODES:	LOCATION CODES	CONTROL CODES *	FEATURE CODES	COLOR CODES Tubs available in
B = Bath Soaking	C = Center	X NONE	CX Chromatherapy	W White
A = Pure Air®	R =Right	2 J2 Basic Control	CH Chromatherapy and Heater	Y Oyster
W = Whirlpool	L =Left	4 J4 Luxury Control	CW Chromatherapy, Heater and Whisper	A Almond
C = Salon® Spa Combination	U = Universal	5 J5 LCD Control	IH Illumatherapy and Heater	B Black
	B =Right Back		IW Illumatherapy, Heater and Whisper	Replace last letter in product code with color letter.
	E =Left Back		XX Not Applicable	\$50 upgrade on all non-white colors.
	F =Right Front	* see page 1 for available control descriptions		
	G =Left Front			
	X = Not Applicable			

DUETTA 6636
DUE6636



DROP-IN or UNDERMOUNT | 66"L x 36"W x 26"H

Hydrotherapy Experience	Experience	Drain	Equipment Location	Controls	Lighting Availability	Whisper™ Technology	Product Code / White	List Price W - White	List Price Y - Oyster A - Almond B - Black
BATH (Soaking)	B	C	X	X	None	No	DUE6636 BCX XXX W*	\$1,773	\$1,823
				2	Chromatherapy	No	DUE6636 BCX 2CX W*	\$2,222	\$2,272
PURE AIR® • 800w variable-speed heated air blower	A	C	R blower	4	Chromatherapy	No	DUE6636 ACR 4CX W*	\$3,453	\$3,503
				5	Chromatherapy	No	DUE6636 ACR 5CX W*	\$4,302	\$4,352
WHIRLPOOL • 4 TheraPro™ jets • 12 AccuPro™ jets • RapidHeat™ inline heater <i>Shipping weight: 185 lbs.</i>	W	C	R pump	4	Chromatherapy	No	DUE6636 WCR 4CH W	\$4,733	\$4,783
				4	Chromatherapy	Yes	DUE6636 WCR 4CW W	\$4,932	\$4,982
				4	Illumatherapy	No	DUE6636 WCR 4IH W	\$5,682	\$5,732
				4	Illumatherapy	Yes	DUE6636 WCR 4IW W	\$5,881	\$5,931
				5	Chromatherapy	No	DUE6636 WCR 5CH W	\$5,582	\$5,632
				5	Chromatherapy	Yes	DUE6636 WCR 5CW W	\$5,781	\$5,831
				5	Illumatherapy	No	DUE6636 WCR 5IH W	\$6,531	\$6,581
				5	Illumatherapy	Yes	DUE6636 WCR 5IW W	\$6,730	\$6,780
SALON® SPA COMBINATION • 4 TheraPro™ jets • 12 AccuPro™ jets • RapidHeat™ inline heater • 900w variable-speed heated air blower <i>Shipping weight: 200 lbs.</i>	C	C	R pump	4	Chromatherapy	No	DUE6636 CCR 4CH W	\$5,966	\$6,016
				4	Chromatherapy	Yes	DUE6636 CCR 4CW W	\$6,165	\$6,215
				4	Illumatherapy	No	DUE6636 CCR 4IH W	\$6,915	\$6,965
				4	Illumatherapy	Yes	DUE6636 CCR 4IW W	\$7,114	\$7,164
			Right blower	5	Chromatherapy	No	DUE6636 CCR 5CH W	\$6,815	\$6,865
				5	Chromatherapy	Yes	DUE6636 CCR 5CW W	\$7,014	\$7,064
				5	Illumatherapy	No	DUE6636 CCR 5IH W	\$7,764	\$7,814
				5	Illumatherapy	Yes	DUE6636 CCR 5IW W	\$7,963	\$8,013

* New Duetta models available 6/1/10

HYDROTHERAPY EXPERIENCE CODES:	LOCATION CODES	CONTROL CODES *	FEATURE CODES	COLOR CODES Tubs available in
B = Bath Soaking	C = Center	X NONE	CX Chromatherapy	W White
A = Pure Air®	R =Right	2 J2 Basic Control	CH Chromatherapy and Heater	Y Oyster
W = Whirlpool	L =Left	4 J4 Luxury Control	CW Chromatherapy, Heater and Whisper	A Almond
C = Salon® Spa Combination	U = Universal	5 J5 LCD Control	IH Illumatherapy and Heater	B Black
	B =Right Back		IW Illumatherapy, Heater and Whisper	Replace last letter in product code with color letter. \$50 upgrade on all non-white colors.
	E =Left Back	* see page 1 for available control descriptions	XX Not Applicable	
	F =Right Front			
	G =Left Front			
	X = Not Applicable			

DUETTA 6642 DUE6642



DROP-IN or UNDERMOUNT | 66"L x 42"W x 26"H

Hydrotherapy Experience	Experience	Drain	Equipment Location	Controls	Lighting Availability	Whisper™ Technology	Product Code / White	List Price W - White	List Price Y - Oyster A - Almond B - Black
BATH (Soaking)	B	C	X	X	None	No	DUE6642 BCX XXX W*	\$1,873	\$1,923
				2	Chromatherapy	No	DUE6642 BCX 2CX W*	\$2,322	\$2,372
PURE AIR® • 800w variable-speed heated air blower	A	C	R blower	4	Chromatherapy	No	DUE6642 ACR 4CX W*	\$3,553	\$3,603
				5	Chromatherapy	No	DUE6642 ACR 5CX W*	\$4,402	\$4,452
WHIRLPOOL • 4 TheraPro™ jets • 12 AccuPro™ jets • RapidHeat™ inline heater <i>Shipping weight: 206 lbs.</i>	W	C	R pump	4	Chromatherapy	No	DUE6642 WCR 4CH W	\$4,833	\$4,883
				4	Chromatherapy	Yes	DUE6642 WCR 4CW W	\$5,032	\$5,082
				4	Illumatherapy	No	DUE6642 WCR 4IH W	\$5,782	\$5,832
				4	Illumatherapy	Yes	DUE6642 WCR 4IW W	\$5,981	\$6,031
				5	Chromatherapy	No	DUE6642 WCR 5CH W	\$5,682	\$5,732
				5	Chromatherapy	Yes	DUE6642 WCR 5CW W	\$5,881	\$5,931
				5	Illumatherapy	No	DUE6642 WCR 5IH W	\$6,631	\$6,681
				5	Illumatherapy	Yes	DUE6642 WCR 5IW W	\$6,830	\$6,880
SALON® SPA COMBINATION • 4 TheraPro™ jets • 12 AccuPro™ jets • RapidHeat™ inline heater • 900w variable-speed heated air blower <i>Shipping weight: 225 lbs.</i>	C	C	R Right blower	4	Chromatherapy	No	DUE6642 CCR 4CH W	\$6,066	\$6,116
				4	Chromatherapy	Yes	DUE6642 CCR 4CW W	\$6,265	\$6,315
				4	Illumatherapy	No	DUE6642 CCR 4IH W	\$7,015	\$7,065
				4	Illumatherapy	Yes	DUE6642 CCR 4IW W	\$7,214	\$7,264
				5	Chromatherapy	No	DUE6642 CCR 5CH W	\$6,915	\$6,965
				5	Chromatherapy	Yes	DUE6642 CCR 5CW W	\$7,114	\$7,164
				5	Illumatherapy	No	DUE6642 CCR 5IH W	\$7,864	\$7,914
				5	Illumatherapy	Yes	DUE6642 CCR 5IW W	\$8,063	\$8,113

* New Duetta models available 6/1/10

HYDROTHERAPY EXPERIENCE CODES:	LOCATION CODES	CONTROL CODES *	FEATURE CODES	COLOR CODES Tubs available in
B = Bath Soaking	C = Center	X NONE	CX Chromatherapy	W White
A = Pure Air®	R =Right	2 J2 Basic Control	CH Chromatherapy and Heater	Y Oyster
W = Whirlpool	L =Left	4 J4 Luxury Control	CW Chromatherapy, Heater and Whisper	A Almond
C = Salon® Spa Combination	U = Universal	5 J5 LCD Control	IH Illumatherapy and Heater	B Black
	B =Right Back		IW Illumatherapy, Heater and Whisper	Replace last letter in product code with color letter. \$50 upgrade on all non-white colors.
	E =Left Back	* see page 1 for available control descriptions	XX Not Applicable	
	F =Right Front			
	G =Left Front			
	X = Not Applicable			

DUETTA 7242 DUE7242



DROP-IN or UNDERMOUNT | 72" L x 42" W x 26" H

Hydrotherapy Experience	Experience	Drain	Equipment Location	Controls	Lighting Availability	Whisper™ Technology	Product Code / White	List Price W - White	List Price Y - Oyster A - Almond B - Black
BATH (Soaking)	B	C	X	X	None	No	DUE7242 BCX XXX W*	\$1,973	\$2,023
				2	Chromatherapy	No	DUE7242 BCX 2CX W*	\$2,422	\$2,472
PURE AIR® • 800w variable-speed heated air blower	A	C	R blower	4	Chromatherapy	No	DUE7242 ACR 4CX W*	\$3,653	\$3,703
				5	Chromatherapy	No	DUE7242 ACR 5CX W*	\$4,502	\$4,552
WHIRLPOOL • 4 TheraPro™ jets • 12 AccuPro™ jets • RapidHeat™ inline heater <i>Shipping weight: 220 lbs.</i>	W	C	R pump	4	Chromatherapy	No	DUE7242 WCR 4CH W	\$4,933	\$4,983
				4	Chromatherapy	Yes	DUE7242 WCR 4CW W	\$5,132	\$5,182
				4	Illumatherapy	No	DUE7242 WCR 4IH W	\$5,882	\$5,932
				4	Illumatherapy	Yes	DUE7242 WCR 4IW W	\$6,081	\$6,131
				5	Chromatherapy	No	DUE7242 WCR 5CH W	\$5,782	\$5,832
				5	Chromatherapy	Yes	DUE7242 WCR 5CW W	\$5,981	\$6,031
				5	Illumatherapy	No	DUE7242 WCR 5IH W	\$6,731	\$6,781
				5	Illumatherapy	Yes	DUE7242 WCR 5IW W	\$6,930	\$6,980
SALON® SPA COMBINATION • 4 TheraPro™ jets • 12 AccuPro™ jets • RapidHeat™ inline heater • 900w variable-speed heated air blower <i>Shipping weight: 235 lbs.</i>	C	C	R pump Right blower	4	Chromatherapy	No	DUE7242 CCR 4CH W	\$6,166	\$6,216
				4	Chromatherapy	Yes	DUE7242 CCR 4CW W	\$6,365	\$6,415
				4	Illumatherapy	No	DUE7242 CCR 4IH W	\$7,115	\$7,165
				4	Illumatherapy	Yes	DUE7242 CCR 4IW W	\$7,314	\$7,364
				5	Chromatherapy	No	DUE7242 CCR 5CH W	\$7,015	\$7,065
				5	Chromatherapy	Yes	DUE7242 CCR 5CW W	\$7,214	\$7,264
				5	Illumatherapy	No	DUE7242 CCR 5IH W	\$7,964	\$8,014
				5	Illumatherapy	Yes	DUE7242 CCR 5IW W	\$8,163	\$8,213

* New Duetta models available 6/1/10

DUETTA | ACCESSORIES

	CHROME		BRUSHED NICKEL		OIL RUBBED BRONZE	
Trim kit: 4 TheraPro jet rings	D095827	\$ 159	D095826	\$ 209	D095845	\$ 209
Rotary drain PVC drain kit, 26" cable	DA34827	\$ 226	DA34826	\$ 276	DA34845	\$ 276
Hand rails	G864827	\$ 219	G864826	\$ 269	G864845	\$ 269
Curved pillow	C263959	WHITE \$ 65	C263958	ALMOND \$ 65	C263969	OYSTER \$ 65
Chromatherapy Light Kit	GD56000	\$349				

ELARA®

- ELARA 6042
- ELARA 6636
- ELARA 7242
- ACCESSORIES



Elara Salon Spa

ELARA 6042 ELA6042



DROP-IN or UNDERMOUNT | 60"L x 42"W x 26"H

Hydrotherapy Experience	Experience	Drain	Equipment Location	Controls	Lighting Availability	Whisper™ Technology	Product Code / White	List Price W - White	List Price Y - Oyster A - Almond B - Black
BATH (Soaking)	B	U	X	X	None	No	ELA6042 BUX XXX W*	\$1,673	\$1,723
				2	Chromatherapy	No	ELA6042 BUX 2CX W*	\$2,122	\$2,172
PURE AIR® • 800w variable-speed heated air blower	A	L	R blower	4	Chromatherapy	No	ELA6042 ALR 4CX W*	\$3,353	\$3,403
				5	Chromatherapy	No	ELA6042 ALR 5CX W*	\$4,202	\$4,252
	A	R	L blower	4	Chromatherapy	No	ELA6042 ARL 4CX W*	\$3,353	\$3,403
				5	Chromatherapy	No	ELA6042 ARL 5CX W*	\$4,202	\$4,252
WHIRLPOOL • 4 TheraPro™ jets • 12 AccuPro™ jets • RapidHeat™ inline heater <i>Shipping weight: 215 lbs.</i>	W	L	R pump	4	Chromatherapy	No	ELA6042 WLR 4CH W	\$4,633	\$4,683
				4	Chromatherapy	Yes	ELA6042 WLR 4CW W	\$4,832	\$4,882
				4	Illumatherapy	No	ELA6042 WLR 4IH W	\$5,582	\$5,632
				4	Illumatherapy	Yes	ELA6042 WLR 4IW W	\$5,781	\$5,831
				5	Chromatherapy	No	ELA6042 WLR 5CH W	\$5,482	\$5,532
				5	Chromatherapy	Yes	ELA6042 WLR 5CW W	\$5,681	\$5,731
				5	Illumatherapy	No	ELA6042 WLR 5IH W	\$6,431	\$6,481
				5	Illumatherapy	Yes	ELA6042 WLR 5IW W	\$6,630	\$6,680
	W	R	L pump	4	Chromatherapy	No	ELA6042 WRL 4CH W	\$4,633	\$4,683
				4	Chromatherapy	Yes	ELA6042 WRL 4CW W	\$4,832	\$4,882
				4	Illumatherapy	No	ELA6042 WRL 4IH W	\$5,582	\$5,632
				4	Illumatherapy	Yes	ELA6042 WRL 4IW W	\$5,781	\$5,831
				5	Chromatherapy	No	ELA6042 WRL 5CH W	\$5,482	\$5,532
				5	Chromatherapy	Yes	ELA6042 WRL 5CW W	\$5,681	\$5,731
5				Illumatherapy	No	ELA6042 WRL 5IH W	\$6,431	\$6,481	
5				Illumatherapy	Yes	ELA6042 WRL 5IW W	\$6,630	\$6,680	
SALON® SPA COMBINATION • 4 TheraPro™ jets • 12 AccuPro™ jets • RapidHeat™ inline heater • 900w variable-speed heated air blower <i>Shipping weight: 223 lbs.</i>	C	R	L pump	4	Chromatherapy	No	ELA6042 CRL 4CH W	\$5,866	\$5,916
				4	Chromatherapy	Yes	ELA6042 CRL 4CW W	\$6,065	\$6,115
				4	Illumatherapy	No	ELA6042 CRL 4IH W	\$6,815	\$6,865
				4	Illumatherapy	Yes	ELA6042 CRL 4IW W	\$7,014	\$7,064
			Left blower	5	Chromatherapy	No	ELA6042 CRL 5CH W	\$6,715	\$6,765
				5	Chromatherapy	Yes	ELA6042 CRL 5CW W	\$6,914	\$6,964
				5	Illumatherapy	No	ELA6042 CRL 5IH W	\$7,664	\$7,714
				5	Illumatherapy	Yes	ELA6042 CRL 5IW W	\$7,863	\$7,913

* New Elara models available 6/1/10

HYDROTHERAPY EXPERIENCE CODES:	LOCATION CODES	CONTROL CODES *	FEATURE CODES	COLOR CODES Tubs available in
B = Bath Soaking	C = Center	X NONE	CX Chromatherapy	W White
A = Pure Air®	R =Right	2 J2 Basic Control	CH Chromatherapy and Heater	Y Oyster
W = Whirlpool	L =Left	4 J4 Luxury Control	CW Chromatherapy, Heater and Whisper	A Almond
C = Salon® Spa Combination	U = Universal	5 J5 LCD Control	IH Illumatherapy and Heater	B Black
	B =Right Back		IW Illumatherapy, Heater and Whisper	Replace last letter in product code with color letter. \$50 upgrade on all non-white colors.
	E =Left Back		XX Not Applicable	
	F =Right Front	* see page 1 for available control descriptions		
	G =Left Front			
	X = Not Applicable			

ELARA 6636
ELA6636



DROP-IN or UNDERMOUNT | 66"L x 36"W x 26"H

Hydrotherapy Experience	Experience	Drain	Equipment Location	Controls	Lighting Availability	Whisper™ Technology	Product Code / White	List Price W - White	List Price Y - Oyster A - Almond B - Black
BATH (Soaking)	B	U	X	X	None	No	ELA6636 BUX XXX W*	\$1,773	\$1,823
				2	Chromatherapy	No	ELA6636 BUX 2CX W*	\$2,222	\$2,272
PURE AIR® • 800w variable-speed heated air blower	A	L	R blower	4	Chromatherapy	No	ELA6636 ALR 4CX W*	\$3,453	\$3,503
				5	Chromatherapy	No	ELA6636 ALR 5CX W*	\$4,302	\$4,352
	A	R	L blower	4	Chromatherapy	No	ELA6636 ARL 4CX W*	\$3,453	\$3,503
				5	Chromatherapy	No	ELA6636 ARL 5CX W*	\$4,302	\$4,352
WHIRLPOOL • 4 TheraPro™ jets • 12 AccuPro™ jets • RapidHeat™ inline heater <i>Shipping weight: 205 lbs.</i>	W	L	R pump	4	Chromatherapy	No	ELA6636 WLR 4CH W	\$4,733	\$4,783
				4	Chromatherapy	Yes	ELA6636 WLR 4CW W	\$4,832	\$4,882
				4	Illumatherapy	No	ELA6636 WLR 4IH W	\$5,582	\$5,632
				4	Illumatherapy	Yes	ELA6636 WLR 4IW W	\$5,781	\$5,831
				5	Chromatherapy	No	ELA6636 WLR 5CH W	\$5,482	\$5,532
				5	Chromatherapy	Yes	ELA6636 WLR 5CW W	\$5,681	\$5,731
				5	Illumatherapy	No	ELA6636 WLR 5IH W	\$6,431	\$6,481
				5	Illumatherapy	Yes	ELA6636 WLR 5IW W	\$6,630	\$6,680
	W	R	L pump	4	Chromatherapy	No	ELA6636 WRL 4CH W	\$4,733	\$4,783
				4	Chromatherapy	Yes	ELA6636 WRL 4CW W	\$4,832	\$4,882
				4	Illumatherapy	No	ELA6636 WRL 4IH W	\$5,582	\$5,632
				4	Illumatherapy	Yes	ELA6636 WRL 4IW W	\$5,781	\$5,831
				5	Chromatherapy	No	ELA6636 WRL 5CH W	\$5,482	\$5,532
				5	Chromatherapy	Yes	ELA6636 WRL 5CW W	\$5,681	\$5,731
				5	Illumatherapy	No	ELA6636 WRL 5IH W	\$6,431	\$6,481
				5	Illumatherapy	Yes	ELA6636 WRL 5IW W	\$6,630	\$6,680
SALON® SPA COMBINATION • 4 TheraPro™ jets • 12 AccuPro™ jets • RapidHeat™ inline heater • 900w variable-speed heated air blower <i>Shipping weight: 219 lbs.</i>	C	R	L pump	4	Chromatherapy	No	ELA6636 CRL 4CH W	\$5,966	\$6,016
				4	Chromatherapy	Yes	ELA6636 CRL 4CW W	\$6,065	\$6,115
				4	Illumatherapy	No	ELA6636 CRL 4IH W	\$6,815	\$6,865
				4	Illumatherapy	Yes	ELA6636 CRL 4IW W	\$7,014	\$7,064
			Left blower	5	Chromatherapy	No	ELA6636 CRL 5CH W	\$6,715	\$6,765
				5	Chromatherapy	Yes	ELA6636 CRL 5CW W	\$6,914	\$6,964
				5	Illumatherapy	No	ELA6636 CRL 5IH W	\$7,664	\$7,714
				5	Illumatherapy	Yes	ELA6636 CRL 5IW W	\$7,863	\$7,913

* New Elara models available 6/1/10

ELARA 7242
ELA7242



DROP-IN or UNDERMOUNT | 72"L x 42"W x 26"H

Hydrotherapy Experience	Experience	Drain	Equipment Location	Controls	Lighting Availability	Whisper™ Technology	Product Code / White	List Price W - White	List Price Y - Oyster A - Almond B - Black
BATH (Soaking)	B	U	X	X	None	No	ELA7242 BUX XXX W*	\$1,973	\$2,023
				2	Chromatherapy	No	ELA7242 BUX 2CX W*	\$2,422	\$2,472
PURE AIR® • 800w variable-speed heated air blower	A	L	R blower	4	Chromatherapy	No	ELA7242 ALR 4CX W*	\$3,653	\$3,703
				5	Chromatherapy	No	ELA7242 ALR 5CX W*	\$4,502	\$4,552
	A	R	L blower	4	Chromatherapy	No	ELA7242 ARL 4CX W*	\$3,653	\$3,703
				5	Chromatherapy	No	ELA7242 ARL 5CX W*	\$4,502	\$4,552
WHIRLPOOL • 4 TheraPro™ jets • 12 AccuPro™ jets • RapidHeat™ inline heater <i>Shipping weight: 230 lbs.</i>	W	L	R pump	4	Chromatherapy	No	ELA7242 WLR 4CH W	\$4,933	\$4,983
				4	Chromatherapy	Yes	ELA7242 WLR 4CW W	\$5,132	\$5,182
				4	Illumatherapy	No	ELA7242 WLR 4IH W	\$5,882	\$5,932
				4	Illumatherapy	Yes	ELA7242 WLR 4IW W	\$6,081	\$6,131
				5	Chromatherapy	No	ELA7242 WLR 5CH W	\$5,782	\$5,832
				5	Chromatherapy	Yes	ELA7242 WLR 5CW W	\$5,981	\$6,031
				5	Illumatherapy	No	ELA7242 WLR 5IH W	\$6,731	\$6,781
				5	Illumatherapy	Yes	ELA7242 WLR 5IW W	\$6,930	\$6,980
	W	R	L pump	4	Chromatherapy	No	ELA7242 WRL 4CH W	\$4,933	\$4,983
				4	Chromatherapy	Yes	ELA7242 WRL 4CW W	\$5,132	\$5,182
				4	Illumatherapy	No	ELA7242 WRL 4IH W	\$5,882	\$5,932
				4	Illumatherapy	Yes	ELA7242 WRL 4IW W	\$6,081	\$6,131
				5	Chromatherapy	No	ELA7242 WRL 5CH W	\$5,782	\$5,832
				5	Chromatherapy	Yes	ELA7242 WRL 5CW W	\$5,981	\$6,031
				5	Illumatherapy	No	ELA7242 WRL 5IH W	\$6,731	\$6,781
				5	Illumatherapy	Yes	ELA7242 WRL 5IW W	\$6,930	\$6,980
SALON® SPA COMBINATION • 4 TheraPro™ jets • 12 AccuPro™ jets • RapidHeat™ inline heater • 900w variable-speed heated air blower <i>Shipping weight: 246 lbs.</i>	C	R	L pump	4	Chromatherapy	No	ELA7242 CRL 4CH W	\$6,166	\$6,216
				4	Chromatherapy	Yes	ELA7242 CRL 4CW W	\$6,365	\$6,415
				4	Illumatherapy	No	ELA7242 CRL 4IH W	\$7,115	\$7,165
				4	Illumatherapy	Yes	ELA7242 CRL 4IW W	\$7,314	\$7,364
			Left blower	5	Chromatherapy	No	ELA7242 CRL 5CH W	\$7,015	\$7,065
				5	Chromatherapy	Yes	ELA7242 CRL 5CW W	\$7,214	\$7,264
				5	Illumatherapy	No	ELA7242 CRL 5IH W	\$7,964	\$8,014
				5	Illumatherapy	Yes	ELA7242 CRL 5IW W	\$8,163	\$8,213

* New Elara models available 6/1/10

ELARA | ACCESSORIES

	CHROME		BRUSHED NICKEL		OIL RUBBED BRONZE	
Trim kit: 4 TheraPro jet rings	D095827	\$ 159	D095826	\$ 209	D095845	\$ 209
Rotary drain kit, 26" cable	HP55827	\$ 186	HP55826	\$ 236	HP55845	\$ 236
Hand rails	G864827	\$ 219	G864826	\$ 269	G864845	\$ 269
21" Straight pillow	EK91959	WHITE \$ 103	EK91958	ALMOND \$ 103	EK91969	OYSTER \$ 103
Straight pillow 5" x 15"	C262959	WHITE \$ 65	C262958	ALMOND \$65	C262969	OYSTER \$65
Chromatherapy Light Kit	GD56000	\$349				

FUZION™

- FUZION 7236
- FUZION 7242
- FUZION 7260
- FUZION CORNER 6666
- ACCESSORIES



Fuzion 7236 whirlpool shown with optional wood frame

FUZION 7236 FUZ7236



DROP-IN or UNDERMOUNT | 71" L x 35" W x 24" H†

Hydrotherapy Experience	Experience	Drain	Equipment Location	Controls	Lighting Availability	Whisper™ Technology	Product Code / White	List Price W - White	List Price Y - Oyster A - Almond B - Black
BATH (Soaking) • Infinity-edge overflow, chrome drain included • (1) Ergonomically designed pillow • Optional wood deck (HB73) sold separately	B	U	X	X	None	No	FUZ7236 BUX XXX W*	\$2,200	\$2,250
				2	Chromatherapy	No	FUZ7236 BUX 2CX W*	\$2,649	\$2,699
PURE AIR® • 800w variable-speed heated air blower • Infinity-edge overflow, chrome drain included • (1) Ergonomically designed pillow • Optional wood deck sold separately (HB72 or HB77, depending on drain location see below)	A	L	R blower	4	Chromatherapy	No	FUZ7236 ALR 4CX W*	\$4,544	\$4,594
				5	Chromatherapy	No	FUZ7236 ALR 5CX W*	\$5,393	\$5,443
	A	R	L blower	4	Chromatherapy	No	FUZ7236 ARL 4CX W*	\$4,544	\$4,594
				5	Chromatherapy	No	FUZ7236 ARL 5CX W*	\$5,393	\$5,443
WHIRLPOOL • 2 TheraPro™ jets • 12 AccuPro™ jets • Infinity-edge overflow, chrome drain included • (1) Ergonomically designed pillow • RapidHeat™ inline heater • Optional wood deck (HB72) sold separately <i>Shipping weight: 145 lbs.</i>	W	L	R pump	4	Chromatherapy	No	FUZ7236 WLR 4CH W	\$4,745	\$4,795
				4	Chromatherapy	Yes	FUZ7236 WLR 4CW W	\$4,944	\$4,994
				4	Illumatherapy	No	FUZ7236 WLR 4IH W	\$5,694	\$5,744
				4	Illumatherapy	Yes	FUZ7236 WLR 4IW W	\$5,893	\$5,943
				5	Chromatherapy	No	FUZ7236 WLR 5CH W	\$5,594	\$5,644
				5	Chromatherapy	Yes	FUZ7236 WLR 5CW W	\$5,793	\$5,843
				5	Illumatherapy	No	FUZ7236 WLR 5IH W	\$6,543	\$6,593
				5	Illumatherapy	Yes	FUZ7236 WLR 5IW W	\$6,742	\$6,792

* New Fuzion models available 7/1/10

† Height including wood frame is 25.25" (frame adds 1.25")

HYDROTHERAPY EXPERIENCE CODES:	LOCATION CODES	CONTROL CODES *	FEATURE CODES	COLOR CODES Tubs available in
B = Bath Soaking	C = Center	X NONE	CX Chromatherapy	W White
A = Pure Air®	R =Right	2 J2 Basic Control	CH Chromatherapy and Heater	Y Oyster
W = Whirlpool	L =Left	4 J4 Luxury Control	CW Chromatherapy, Heater and Whisper	A Almond
C = Salon® Spa Combination	U = Universal	5 J5 LCD Control	IH Illumatherapy and Heater	B Black
	B =Right Back		IW Illumatherapy, Heater and Whisper	Replace last letter in product code with color letter.
	E =Left Back		XX Not Applicable	\$50 upgrade on all non-white colors.
	F =Right Front	* see page 1 for available control descriptions		
	G =Left Front			
	X = Not Applicable			

FUZION 7236  **DROP-IN or UNDERMOUNT** | 71"L x 35"W x 24"H†
FUZ7236

Hydrotherapy Experience	Experience	Drain	Equipment Location	Controls	Lighting Availability	Whisper™ Technology	Product Code / White	List Price W - White	List Price Y - Oyster A - Almond B - Black
WHIRLPOOL • 2 TheraPro™ jets • 12 AccuPro™ jets • Infinity-edge overflow, chrome drain included • (1) Ergonomically designed pillow • RapidHeat™ inline heater • Optional wood deck (HB77) sold separately <i>Shipping weight: 145 lbs.</i>	W	R	L pump	4	Chromatherapy	No	FUZ7236 WRL 4CH W	\$4,745	\$4,795
				4	Chromatherapy	Yes	FUZ7236 WRL 4CW W	\$4,944	\$4,994
				4	Illumatherapy	No	FUZ7236 WRL 4IH W	\$5,694	\$5,744
				4	Illumatherapy	Yes	FUZ7236 WRL 4IW W	\$5,893	\$5,943
			L Left blower	5	Chromatherapy	No	FUZ7236 WRL 5CH W	\$5,594	\$5,644
				5	Chromatherapy	Yes	FUZ7236 WRL 5CW W	\$5,793	\$5,843
				5	Illumatherapy	No	FUZ7236 WRL 5IH W	\$6,543	\$6,593
				5	Illumatherapy	Yes	FUZ7236 WRL 5IW W	\$6,742	\$6,792
SALON® SPA COMBINATION • 2 TheraPro™ jets • 12 AccuPro™ jets • Infinity-edge overflow, chrome drain included • (1) Ergonomically designed pillow • RapidHeat™ inline heater • 900w variable-speed heated air blower • Optional wood deck (HB77) sold separately <i>Shipping weight: 185 lbs.</i>	C	R	L pump	4	Chromatherapy	No	FUZ7236 CRL 4CH W	\$5,520	\$5,570
				4	Chromatherapy	Yes	FUZ7236 CRL 4CW W	\$5,719	\$5,769
				4	Illumatherapy	No	FUZ7236 CRL 4IH W	\$6,469	\$6,519
				4	Illumatherapy	Yes	FUZ7236 CRL 4IW W	\$6,668	\$6,718
			L Left blower	5	Chromatherapy	No	FUZ7236 CRL 5CH W	\$6,369	\$6,419
				5	Chromatherapy	Yes	FUZ7236 CRL 5CW W	\$6,568	\$6,618
				5	Illumatherapy	No	FUZ7236 CRL 5IH W	\$7,318	\$7,368
				5	Illumatherapy	Yes	FUZ7236 CRL 5IW W	\$7,517	\$7,567

† Height including wood frame is 25.25" (frame adds 1.25")

FUZION 7236 WOOD FRAME Optional wood frame must be ordered separately

<ul style="list-style-type: none"> No control panel cut-out (for use on 7236 Soakers) includes templates for all control panels for alternate mounting 	HB73900 Unfinished \$1568	HB73935 Wenge \$1568	HB73936 Teak \$1568
<ul style="list-style-type: none"> Left Hand Frame cut-out for J4 and J5 series control panels (for use on LH Drain 7236 Whirlpools, Salon Spas, and Pure Air) 	HB72900 Unfinished \$1568	HB72935 Wenge \$1568	HB72936 Teak \$1568
<ul style="list-style-type: none"> Right Hand Frame cut-out for J4 and J5 series control panels (for use on RH Drain 7236 Whirlpools, Salon Spas, and Pure Air) 	HB77900 Unfinished \$1568	HB77935 Wenge \$1568	HB77936 Teak \$1568

FUZION™

- FUZION 7236
- FUZION 7242
- FUZION 7260
- FUZION 6666
- ACCESSORIES



Fuzion 7242
Salon Spa
shown with
optional wood
frame

FUZION 7242 FUZ7242



DROP-IN or UNDERMOUNT | 72"L x 42"W x 24"H†

Hydrotherapy Experience	Experience	Drain	Equipment Location	Controls	Lighting Availability	Whisper™ Technology	Product Code / White	List Price W - White	List Price Y - Oyster A - Almond B - Black
BATH (Soaking) • Infinity-edge overflow, chrome drain included • (2) Ergonomically designed pillows • Optional wood deck (GP95) sold separately <i>Shipping weight: 145 lbs.</i>	B	C	X	X	None	No	FUZ7242 BCX XXX W	\$2,300	\$2,350
				2	Chromatherapy	No	FUZ7242 BCX 2CX W	\$2,749	\$2,799
PURE AIR® • 800w variable-speed heated air blower • Infinity-edge overflow, chrome drain included • (2) Ergonomically designed pillows • Optional wood deck (GU05) sold separately <i>Shipping weight: 185 lbs.</i>	A	C	R blower	4	Chromatherapy	No	FUZ7242 ACR 4CX W	\$4,644	\$4,694
				5	Chromatherapy	No	FUZ7242 ACR 5CX W	\$5,493	\$5,543
WHIRLPOOL • 4 TheraPro™ & 7 AccuPro™ jets • Infinity-edge overflow (chrome drain included) • (2) Neck massaging waterfalls • (2) Ergonomically designed pillows • RapidHeat™ inline heater • Optional wood deck (GU05) sold separately <i>Shipping weight: 175 lbs.</i>	W	C	R pump	4	Chromatherapy	No	FUZ7242 WCR 4CH W	\$6,349	\$6,399
				4	Chromatherapy	Yes	FUZ7242 WCR 4CW W	\$6,548	\$6,598
				4	Illumatherapy	No	FUZ7242 WCR 4IH W	\$7,298	\$7,348
				4	Illumatherapy	Yes	FUZ7242 WCR 4IW W	\$7,497	\$7,547
				5	Chromatherapy	No	FUZ7242 WCR 5CH W	\$7,198	\$7,248
				5	Chromatherapy	Yes	FUZ7242 WCR 5CW W	\$7,397	\$7,447
				5	Illumatherapy	No	FUZ7242 WCR 5IH W	\$8,147	\$8,197
				5	Illumatherapy	Yes	FUZ7242 WCR 5IW W	\$8,346	\$8,396

† Height including wood frame is 25.25" (frame adds 1.25")

HYDROTHERAPY EXPERIENCE CODES:	LOCATION CODES	CONTROL CODES *	FEATURE CODES	COLOR CODES Tubs available in
B = Bath Soaking	C = Center	X NONE	CX Chromatherapy	W White
A = Pure Air®	R =Right	2 J2 Basic Control	CH Chromatherapy and Heater	Y Oyster
W = Whirlpool	L =Left	4 J4 Luxury Control	CW Chromatherapy, Heater and Whisper	A Almond
C = Salon® Spa Combination	U = Universal	5 J5 LCD Control	IH Illumatherapy and Heater	B Black
	B =Right Back		IW Illumatherapy, Heater and Whisper	Replace last letter in product code with color letter. \$50 upgrade on all non-white colors.
	E =Left Back		XX Not Applicable	
	F =Right Front	* see page 1 for available control descriptions		
	G =Left Front			
	X = Not Applicable			

FUZION 7242
FUZ7242



DROP-IN or UNDERMOUNT | 72"L x 42"W x 24"H†

Hydrotherapy Experience	Experience	Drain	Equipment Location	Controls	Lighting Availability	Whisper™ Technology	Product Code / White	List Price W - White	List Price Y - Oyster A - Almond B - Black
SALON® SPA COMBINATION • 4 TheraPro™ & 7 AccuPro™ jets • Infinity-edge overflow (chrome drain included) • (2) Neck massaging waterfalls • (2) Ergonomically designed pillows • RapidHeat™ inline heater • 900w variable-speed heated air blower • Optional wood deck (GU05) sold separately <i>Shipping weight: 195 lbs.</i>	C	C	R pump	4	Chromatherapy	No	FUZ7242 CCR 4CH W	\$7,349	\$7,399
				4	Chromatherapy	Yes	FUZ7242 CCR 4CW W	\$7,548	\$7,598
				4	Illumatherapy	No	FUZ7242 CCR 4IH W	\$8,298	\$8,348
				4	Illumatherapy	Yes	FUZ7242 CCR 4IW W	\$8,497	\$8,547
				5	Chromatherapy	No	FUZ7242 CCR 5CH W	\$8,198	\$8,248
				5	Chromatherapy	Yes	FUZ7242 CCR 5CW W	\$8,397	\$8,447
				5	Illumatherapy	No	FUZ7242 CCR 5IH W	\$9,147	\$9,197
				5	Illumatherapy	Yes	FUZ7242 CCR 5IW W	\$9,346	\$9,396

† Height including wood frame is 25.25" (frame adds 1.25")

FUZION 7242 WOOD FRAME Optional wood frame must be ordered separately

<ul style="list-style-type: none"> No control panel cut-out (for use on 7242 Soakers) includes templates for all control panels for alternate mounting 	GP95900 Unfinished \$1633	GP95935 Wenge \$1633	GP95936 Teak \$1633
<ul style="list-style-type: none"> Cut-out for J4 and J5 series control panels (for use on all 7242 Whirlpools, Salon Spas, and Pure Air). 	GU05900 Unfinished \$1633	GU05935 Wenge \$1633	GU05936 Teak \$1633

FUZION™

- FUZION 7236
- FUZION 7242
- FUZION 7260
- FUZION 6666
- ACCESSORIES



Fuzion 7260 single-zone whirlpool shown with optional wood frame

FUZION 7260 FUZ7260



DROP-IN or UNDERMOUNT | 72"L x 60"W x 24"H†

Hydrotherapy Experience	Experience	Drain	Equipment Location	Controls	Lighting Availability	Whisper™ Technology	Product Code / White	List Price W - White	List Price Y - Oyster A - Almond B - Black
BATH (Soaking) <ul style="list-style-type: none"> • Infinity-edge overflow, chrome drain included • (2) Ergonomically designed pillows • Optional wood deck (HB75) sold separately 	B	C	X	X	None	No	FUZ7260 BCX XXX W*	\$2,700	\$2,750
				2	Chromatherapy	No	FUZ7260 BCX 2CX W*	\$3,149	\$3,199
PURE AIR® <ul style="list-style-type: none"> • 800w variable-speed heated air blower • Infinity-edge overflow, chrome drain included • (2) Ergonomically designed pillows • Optional wood deck (HB74) sold separately 	A	C	R blower	4	Chromatherapy	No	FUZ7260 ACR 4CX W*	\$5,044	\$5,094
				5	Chromatherapy	No	FUZ7260 ACR 5CX W*	\$5,893	\$5,943
WHIRLPOOL SINGLE ZONE <ul style="list-style-type: none"> • 4 TheraPro™ & 11 AccuPro™ jets • Infinity-edge overflow (chrome drain included) • (2) Neck massaging waterfalls • (2) Ergonomically designed pillows • RapidHeat™ inline heater • Optional wood deck (HB74) sold separately <i>Shipping weight: 345 lbs.</i>	W	C	R pump	4	Chromatherapy	No	FUZ7260 WCR 4CH W	\$6,477	\$6,527
				4	Chromatherapy	Yes	FUZ7260 WCR 4CW W	\$6,676	\$6,726
				4	Illumatherapy	No	FUZ7260 WCR 4IH W	\$7,426	\$7,476
				4	Illumatherapy	Yes	FUZ7260 WCR 4IW W	\$7,625	\$7,675
				5	Chromatherapy	No	FUZ7260 WCR 5CH W	\$7,326	\$7,376
				5	Chromatherapy	Yes	FUZ7260 WCR 5CW W	\$7,525	\$7,575
				5	Illumatherapy	No	FUZ7260 WCR 5IH W	\$8,275	\$8,325
				5	Illumatherapy	Yes	FUZ7260 WCR 5IW W	\$8,474	\$8,524
	W	C	L pump	4	Chromatherapy	No	FUZ7260 WCL 4CH W	\$6,477	\$6,527
				4	Chromatherapy	Yes	FUZ7260 WCL 4CW W	\$6,676	\$6,726
				4	Illumatherapy	No	FUZ7260 WCL 4IH W	\$7,426	\$7,476
				4	Illumatherapy	Yes	FUZ7260 WCL 4IW W	\$7,625	\$7,675
				5	Chromatherapy	No	FUZ7260 WCL 5CH W	\$7,326	\$7,376
				5	Chromatherapy	Yes	FUZ7260 WCL 5CW W	\$7,525	\$7,575
5				Illumatherapy	No	FUZ7260 WCL 5IH W	\$8,275	\$8,325	
5				Illumatherapy	Yes	FUZ7260 WCL 5IW W	\$8,474	\$8,524	

* New Fuzion models available 7/1/10

† Height including wood frame is 25.25" (frame adds 1.25")

HYDROTHERAPY EXPERIENCE CODES:	LOCATION CODES	CONTROL CODES *	FEATURE CODES	COLOR CODES Tubs available in
B = Bath Soaking	C = Center	X NONE	CX Chromatherapy	W White
A = Pure Air®	R =Right	2 J2 Basic Control	CH Chromatherapy and Heater	Y Oyster
W = Whirlpool	L =Left	4 J4 Luxury Control	CW Chromatherapy, Heater and Whisper	A Almond
C = Salon® Spa Combination	D =Dual	5 J5 LCD Control	IH Illumatherapy and Heater	B Black
	U = Universal		IW Illumatherapy, Heater and Whisper	Replace last letter in product code with color letter. \$50 upgrade on all non-white colors.
	B =Right Back		XX Not Applicable	
	E =Left Back	* see page 1 for available control descriptions		
	F =Right Front			
	G =Left Front			
	X = Not Applicable			

FUZION 7260 FUZ7260



DROP-IN or UNDERMOUNT | 72"L x 60"W x 24"H[†]

Hydrotherapy Experience	Experience	Drain	Equipment Location	Controls	Lighting Availability	Whisper™ Technology	Product Code / White	List Price W - White	List Price Y - Oyster A - Almond B - Black
WHIRLPOOL DUAL ZONE • (2) control panels and pump/motors • 4 TheraPro™ & 19 AccuPro™ jets • Infinity-edge overflow (chrome drain included) • (2) Neck massaging waterfalls • (2) Ergonomically designed pillows • (2) RapidHeat™ inline heaters • Optional wood deck (HB76) sold separately <i>Shipping weight: 375 lbs.</i>	W	C	D	4	Chromatherapy	No	FUZ7260 WCD 4CH W	\$7,477	\$7,527
				4	Chromatherapy	Yes	FUZ7260 WCD 4CW W	\$7,676	\$7,726
				4	Illumatherapy	No	FUZ7260 WCD 4IH W	\$8,426	\$8,476
				4	Illumatherapy	Yes	FUZ7260 WCD 4IW W	\$8,625	\$8,675
			Left pump	5	Chromatherapy	No	FUZ7260 WCD 5CH W	\$8,326	\$8,376
				5	Chromatherapy	Yes	FUZ7260 WCD 5CW W	\$8,525	\$8,575
				5	Illumatherapy	No	FUZ7260 WCD 5IH W	\$9,275	\$9,325
				5	Illumatherapy	Yes	FUZ7260 WCD 5IW W	\$9,474	\$9,524
SALON® SPA COMBINATION • 4 TheraPro™ & 11 AccuPro™ jets • Infinity-edge overflow (chrome drain included) • (2) Neck massaging waterfalls • (2) Ergonomically designed pillows • RapidHeat™ inline heater • 900w variable-speed heated air blower • Optional wood deck (HB74) sold separately <i>Shipping weight: 390 lbs.</i>	C	C	R	4	Chromatherapy	No	FUZ7260 CCR 4CH W	\$7,523	\$7,573
				4	Chromatherapy	Yes	FUZ7260 CCR 4CW W	\$7,722	\$7,772
				4	Illumatherapy	No	FUZ7260 CCR 4IH W	\$8,472	\$8,522
				4	Illumatherapy	Yes	FUZ7260 CCR 4IW W	\$8,671	\$8,721
			Right blower	5	Chromatherapy	No	FUZ7260 CCR 5CH W	\$8,372	\$8,422
				5	Chromatherapy	Yes	FUZ7260 CCR 5CW W	\$8,571	\$8,621
				5	Illumatherapy	No	FUZ7260 CCR 5IH W	\$9,321	\$9,371
				5	Illumatherapy	Yes	FUZ7260 CCR 5IW W	\$9,520	\$9,570

[†] Height including wood frame is 25.25" (frame adds 1.25")

FUZION 7260 WOOD FRAME Optional wood frame must be ordered separately

<ul style="list-style-type: none"> No control panel cut-out (for use on 7260 Soakers) includes templates for all control panels for alternate mounting 	HB75900 Unfinished \$1698	HB75935 Wenge \$1698	HB75936 Teak \$1698
<ul style="list-style-type: none"> Cut-out for J4 and J5 series control panels (for use on all 7260 Single-Zone Whirlpools, Salon Spas, and Pure Air). 	HB74900 Unfinished \$1698	HB74935 Wenge \$1698	HB74936 Teak \$1698
<ul style="list-style-type: none"> Cut-out for two J4 or J5 series control panels (for use on all 7260 Dual-Zone Whirlpools with J4 or J5 controls). 	HB76900 Unfinished \$1698	HB76935 Wenge \$1698	HB76936 Teak \$1698

FUZION™

- FUZION 7236
- FUZION 7242
- FUZION 7260
- FUZION CORNER 6666
- ACCESSORIES



Fuzion 6666 Salon Spa
shown with optional
wood frame

FUZION CORNER 6666 FUZ6666



DROP-IN or UNDERMOUNT | 66"L x 66"W x 24"H

Hydrotherapy Experience	Experience	Drain	Equipment Location	Controls	Lighting Availability	Whisper™ Technology	Product Code / White	List Price W - White	List Price Y - Oyster A - Almond B - Black
BATH (Soaking) <ul style="list-style-type: none"> • Infinity-edge overflow, chrome drain included • (2) Ergonomically designed pillows • Optional wood deck (HB79) sold separately 	B	C	X	X	None	No	FUZ6666 BCX XXX W*	\$2,600	\$2,650
				2	Chromatherapy	No	FUZ6666 BCX 2CX W*	\$3,049	\$3,099
PURE AIR® <ul style="list-style-type: none"> • 800w variable-speed heated air blower • Infinity-edge overflow, chrome drain included • (2) Ergonomically designed pillows • Optional wood deck (HB78) sold separately 	A	C	R blower	4	Chromatherapy	No	FUZ6666 ACR 4CX W*	\$4,944	\$4,994
				5	Chromatherapy	No	FUZ6666 ACR 5CX W*	\$5,793	\$5,843

* New Fuzion models available 7/1/10

† Height including wood frame is 25.25" (frame adds 1.25")

HYDROTHERAPY EXPERIENCE CODES:	LOCATION CODES	CONTROL CODES *	FEATURE CODES	COLOR CODES Tubs available in
B = Bath Soaking	C = Center	X NONE	CX Chromatherapy	W White
A = Pure Air®	R =Right	2 J2 Basic Control	CH Chromatherapy and Heater	Y Oyster
W = Whirlpool	L =Left	4 J4 Luxury Control	CW Chromatherapy, Heater and Whisper	A Almond
C = Salon® Spa Combination	U = Universal	5 J5 LCD Control	IH Illumatherapy and Heater	B Black
	B =Right Back		IW Illumatherapy, Heater and Whisper	Replace last letter in product code with color letter.
	E =Left Back		XX Not Applicable	\$50 upgrade on all non-white colors.
	F =Right Front	* see page 1 for available control descriptions		
	G =Left Front			
	X = Not Applicable			

FUZION CORNER 6666
FUZ6666



DROP-IN or UNDERMOUNT | 66"L x 66"W x 24"H†

Hydrotherapy Experience	Experience	Drain	Equipment Location	Controls	Lighting Availability	Whisper™ Technology	Product Code / White	List Price W - White	List Price Y - Oyster A - Almond B - Black
WHIRLPOOL • 4 TheraPro™ & 11 AccuPro™ jets • Infinity-edge overflow (chrome drain included) • (2) Neck massaging waterfalls • (2) Ergonomically designed pillows • RapidHeat™ inline heater • Optional wood deck (HB78) sold separately <i>Shipping weight: 385 lbs.</i>	W	C	L pump	4	Chromatherapy	No	FUZ6666 WCL 4CH W	\$6,377	\$6,427
				4	Chromatherapy	Yes	FUZ6666 WCL 4CW W	\$6,576	\$6,626
				4	Illumatherapy	No	FUZ6666 WCL 4IH W	\$7,326	\$7,376
				4	Illumatherapy	Yes	FUZ6666 WCL 4IW W	\$7,525	\$7,575
				5	Chromatherapy	No	FUZ6666 WCL 5CH W	\$7,226	\$7,276
				5	Chromatherapy	Yes	FUZ6666 WCL 5CW W	\$7,425	\$7,475
				5	Illumatherapy	No	FUZ6666 WCL 5IH W	\$8,175	\$8,225
				5	Illumatherapy	Yes	FUZ6666 WCL 5IW W	\$8,374	\$8,424
	W	C	R pump	4	Chromatherapy	No	FUZ6666 WCR 4CH W	\$6,377	\$6,427
				4	Chromatherapy	Yes	FUZ6666 WCR 4CW W	\$6,576	\$6,626
				4	Illumatherapy	No	FUZ6666 WCR 4IH W	\$7,326	\$7,376
				4	Illumatherapy	Yes	FUZ6666 WCR 4IW W	\$7,525	\$7,575
				5	Chromatherapy	No	FUZ6666 WCR 5CH W	\$7,226	\$7,276
				5	Chromatherapy	Yes	FUZ6666 WCR 5CW W	\$7,425	\$7,475
5				Illumatherapy	No	FUZ6666 WCR 5IH W	\$8,175	\$8,225	
5				Illumatherapy	Yes	FUZ6666 WCR 5IW W	\$8,374	\$8,424	
SALON® SPA COMBINATION • 4 TheraPro™ & 11 AccuPro™ jets • Infinity-edge overflow (chrome drain included) • (2) Neck massaging waterfalls • (2) Ergonomically designed pillows • RapidHeat™ inline heater • 900w variable-speed heated air blower • Optional wood deck (HB78) sold separately <i>Shipping weight: 390 lbs.</i>	C	C	R pump	4	Chromatherapy	No	FUZ6666 CCR 4CH W	\$7,423	\$7,473
				4	Chromatherapy	Yes	FUZ6666 CCR 4CW W	\$7,622	\$7,672
				4	Illumatherapy	No	FUZ6666 CCR 4IH W	\$8,372	\$8,422
				4	Illumatherapy	Yes	FUZ6666 CCR 4IW W	\$8,571	\$8,621
			Right blower	5	Chromatherapy	No	FUZ6666 CCR 5CH W	\$8,272	\$8,322
				5	Chromatherapy	Yes	FUZ6666 CCR 5CW W	\$8,471	\$8,521
				5	Illumatherapy	No	FUZ6666 CCR 5IH W	\$9,221	\$9,271
				5	Illumatherapy	Yes	FUZ6666 CCR 5IW W	\$9,420	\$9,470

† Height including wood frame is 25.25" (frame adds 1.25")

HYDROTHERAPY EXPERIENCE CODES:	LOCATION CODES	CONTROL CODES *	FEATURE CODES	COLOR CODES Tubs available in
B = Bath Soaking	C = Center	X NONE	CX Chromatherapy	W White
A = Pure Air®	R =Right	2 J2 Basic Control	CH Chromatherapy and Heater	Y Oyster
W = Whirlpool	L =Left	4 J4 Luxury Control	CW Chromatherapy, Heater and Whisper	A Almond
C = Salon® Spa Combination	U = Universal	5 J5 LCD Control	IH Illumatherapy and Heater	B Black
	B =Right Back		IW Illumatherapy, Heater and Whisper	Replace last letter in product code with color letter.
	E =Left Back	* see page 1 for available control descriptions	XX Not Applicable	\$50 upgrade on all non-white colors.
	F =Right Front			
	G =Left Front			
	X = Not Applicable			

FUZION CORNER 6666 WOOD FRAME Optional wood frame must be ordered separately

<ul style="list-style-type: none"> No control panel cut-out (for use on 6666 Soakers) includes templates for all control panels for alternate mounting 	HB79900 Unfinished \$1698	HB79935 Wenge \$1698	HB79936 Teak \$1698
<ul style="list-style-type: none"> Cut-out for J4 and J5 series control panels (for use on all 6666 Whirlpools, Salon Spas, and Pure Air) 	HB78900 Unfinished \$1698	HB78935 Wenge \$1698	HB78936 Teak \$1698

FUZION | ACCESSORIES

	CHROME		BRUSHED NICKEL		OIL RUBBED BRONZE	
Trim kit: 4 TheraPro jet rings (Fuzion 7242 only)	GU44827	\$ 60	GU44826	\$ 70	GU44845	\$ 70
Trim kit: 4 TheraPro jet rings (Fuzion 7236, 7260, 6666)	D095827	\$ 159	D095826	\$ 209	D095845	\$ 209
Trim kit: 2 AccuPro jet rings (Fuzion 7236, 7260, 6666)	P556827	\$ 80	P556826	\$ 130	P556845	\$ 130
Chrome twist and turn drain included. For alternate finishes replace with standard parts (1.5" drain elbow)						
Replacement pillow	DD50959	WHITE \$ 103				
Chromatherapy Light Kit	GD56000	\$349				

MIO™

- MIO 6636
- MIO 7242
- ACCESSORIES



Mio Pure Air®

MIO 6636 MIO6636




DROP-IN | 66"L x 36"W x 25"H

Hydrotherapy Experience	Experience	Drain	Equipment Location	Controls	Lighting Availability	Whisper™ Technology	Product Code / White	List Price W - White	List Price Y - Oyster A - Almond B - Black
BATH (Soaking)	B	C	X	X	None	No	MIO6636 BCX XXX W	\$1,600	\$1,650
				2	Chromatherapy	No	MIO6636 BCX 2CX W	\$2,049	\$2,099
PURE AIR® • 800w variable-speed heated air blower	A	C	R blower	4	Chromatherapy	No	MIO6636 ACR 4CX W	\$3,150	\$3,200
				5	Chromatherapy	No	MIO6636 ACR 5CX W	\$3,999	\$4,049
WHIRLPOOL • 4 TheraPro™ jets • 4 AccuPro™ jets • RapidHeat™ inline heater	W	C	R pump	4	Chromatherapy	No	MIO6636 WCR 4CH W	\$4,300	\$4,350
				4	Chromatherapy	Yes	MIO6636 WCR 4CW W	\$4,499	\$4,549
				4	Illumatherapy	No	MIO6636 WCR 4IH W	\$5,249	\$5,299
				4	Illumatherapy	Yes	MIO6636 WCR 4IW W	\$5,448	\$5,498
				5	Chromatherapy	No	MIO6636 WCR 5CH W	\$5,149	\$5,199
				5	Chromatherapy	Yes	MIO6636 WCR 5CW W	\$5,348	\$5,398
				5	Illumatherapy	No	MIO6636 WCR 5IH W	\$6,098	\$6,148
				5	Illumatherapy	Yes	MIO6636 WCR 5IW W	\$6,297	\$6,347
SALON® SPA COMBINATION • 4 TheraPro™ jets • 4 AccuPro™ jets • RapidHeat™ inline heater • 900w variable-speed heated air blower	C	C	R pump	4	Chromatherapy	No	MIO6636 CCR 4CH W	\$5,425	\$5,475
				4	Chromatherapy	Yes	MIO6636 CCR 4CW W	\$5,624	\$5,674
				4	Illumatherapy	No	MIO6636 CCR 4IH W	\$6,374	\$6,424
				4	Illumatherapy	Yes	MIO6636 CCR 4IW W	\$6,573	\$6,623
			Right blower	5	Chromatherapy	No	MIO6636 CCR 5CH W	\$6,274	\$6,324
				5	Chromatherapy	Yes	MIO6636 CCR 5CW W	\$6,473	\$6,523
				5	Illumatherapy	No	MIO6636 CCR 5IH W	\$7,223	\$7,273
				5	Illumatherapy	Yes	MIO6636 CCR 5IW W	\$7,422	\$7,472

HYDROTHERAPY EXPERIENCE CODES:	LOCATION CODES	CONTROL CODES *	FEATURE CODES	COLOR CODES Tubs available in
B = Bath Soaking	C = Center	X NONE	CX Chromatherapy	W White
A = Pure Air®	R =Right	2 J2 Basic Control	CH Chromatherapy and Heater	Y Oyster
W = Whirlpool	L =Left	4 J4 Luxury Control	CW Chromatherapy, Heater and Whisper	A Almond
C = Salon® Spa Combination	U = Universal	5 J5 LCD Control	IH Illumatherapy and Heater	B Black
	B =Right Back		IW Illumatherapy, Heater and Whisper	Replace last letter in product code with color letter. \$50 upgrade on all non-white colors.
	E =Left Back		XX Not Applicable	
	F =Right Front	* see page 1 for available control descriptions		
	G =Left Front			
	X = Not Applicable			

MIO 7242

MIO7242

 DROP-IN | 72"L x 42"W x 25"H

Hydrotherapy Experience	Experience	Drain	Equipment Location	Controls	Lighting Availability	Whisper™ Technology	Product Code / White	List Price W - White	List Price Y - Oyster A - Almond B - Black
BATH (Soaking)	B	C	X	X	None	No	MIO7242 BCX XXX W	\$1,800	\$1,850
				2	Chromatherapy	No	MIO7242 BCX 2CX W	\$2,249	\$2,299
PURE AIR® • 800w variable-speed heated air blower	A	C	R blower	4	Chromatherapy	No	MIO7242 ACR 4CX W	\$3,350	\$3,400
				5	Chromatherapy	No	MIO7242 ACR 5CX W	\$4,199	\$4,249
WHIRLPOOL • 4 TheraPro™ jets • 4 AccuPro™ jets • RapidHeat™ inline heater	W	C	R pump	4	Chromatherapy	No	MIO7242 WCR 4CH W	\$4,500	\$4,550
				4	Chromatherapy	Yes	MIO7242 WCR 4CW W	\$4,699	\$4,749
				4	Illumatherapy	No	MIO7242 WCR 4IH W	\$5,449	\$5,499
				4	Illumatherapy	Yes	MIO7242 WCR 4IW W	\$5,648	\$5,698
				5	Chromatherapy	No	MIO7242 WCR 5CH W	\$5,349	\$5,399
				5	Chromatherapy	Yes	MIO7242 WCR 5CW W	\$5,548	\$5,598
				5	Illumatherapy	No	MIO7242 WCR 5IH W	\$6,298	\$6,348
				5	Illumatherapy	Yes	MIO7242 WCR 5IW W	\$6,497	\$6,547
SALON® SPA COMBINATION • 4 TheraPro™ jets • 4 AccuPro™ jets • RapidHeat™ inline heater • 900w variable-speed heated air blower	C	C	R pump	4	Chromatherapy	No	MIO7242 CCR 4CH W	\$5,625	\$5,675
				4	Chromatherapy	Yes	MIO7242 CCR 4CW W	\$5,824	\$5,874
				4	Illumatherapy	No	MIO7242 CCR 4IH W	\$6,574	\$6,624
				4	Illumatherapy	Yes	MIO7242 CCR 4IW W	\$6,773	\$6,823
				5	Chromatherapy	No	MIO7242 CCR 5CH W	\$6,474	\$6,524
				5	Chromatherapy	Yes	MIO7242 CCR 5CW W	\$6,673	\$6,723
				5	Illumatherapy	No	MIO7242 CCR 5IH W	\$7,423	\$7,473
				5	Illumatherapy	Yes	MIO7242 CCR 5IW W	\$7,622	\$7,672
			Right blower	4	Chromatherapy	No	MIO7242 CCR 4CH W	\$5,625	\$5,675
				4	Chromatherapy	Yes	MIO7242 CCR 4CW W	\$5,824	\$5,874
				4	Illumatherapy	No	MIO7242 CCR 4IH W	\$6,574	\$6,624
				4	Illumatherapy	Yes	MIO7242 CCR 4IW W	\$6,773	\$6,823
				5	Chromatherapy	No	MIO7242 CCR 5CH W	\$6,474	\$6,524
				5	Chromatherapy	Yes	MIO7242 CCR 5CW W	\$6,673	\$6,723
				5	Illumatherapy	No	MIO7242 CCR 5IH W	\$7,423	\$7,473
				5	Illumatherapy	Yes	MIO7242 CCR 5IW W	\$7,622	\$7,672

MIO | ACCESSORIES

	CHROME		BRUSHED NICKEL		OIL RUBBED BRONZE	
Trim kit: 4 TheraPro jet rings	GU44827	\$ 60	GU44826	\$ 70	GU44845	\$ 70
Trim kit: 2 AccuPro jet rings (2 kits needed)	GU45827	\$ 40	GU45826	\$ 50	GU45845	\$ 50
Rotary drain PVC drain kit, 26" cable	DA34827	\$ 226	DA34826	\$ 276	DA34845	\$ 276
Curved pillow	C263959	WHITE \$ 65	C263958	ALMOND \$ 65	C263969	OYSTER \$ 65
Chromatherapy Light Kit	GD56000	\$349				

REÁL™

- REÁL 7242
- ACCESSORIES



Reál Salon Spa



DROP-IN or UNDERMOUNT | 72"L x 42"W x 26"H

REÁL 7242 REA7242

Hydrotherapy Experience	Experience	Drain	Equipment Location	Controls	Lighting Availability	Whisper™ Technology	Product Code / White	List Price W - White	List Price Y - Oyster A - Almond B - Black
BATH (Soaking)	B	C	X	X	None	No	REA7242 BCX XXX W*	\$1,488	\$1,538
				2	Chromatherapy	No	REA7242 BCX 2CX W*	\$1,937	\$1,987
PURE AIR® • 800w variable-speed heated air blower	A	C	R blower	4	Chromatherapy	No	REA7242 ACR 4CX W*	\$2,805	\$2,855
				5	Chromatherapy	No	REA7242 ACR 5CX W*	\$3,654	\$3,704
WHIRLPOOL • 4 TheraPro™ jets • 2 AccuPro™ jets • 4 rotating neck jets • RapidHeat™ inline heater <i>Shipping weight: 181 lbs.</i>	W	C	R pump	4	Chromatherapy	No	REA7242 WCR 4CH W	\$3,721	\$3,771
				4	Chromatherapy	Yes	REA7242 WCR 4CW W*	\$3,920	\$3,970
				4	Illumatherapy	No	REA7242 WCR 4IH W*	\$4,670	\$4,720
				4	Illumatherapy	Yes	REA7242 WCR 4IW W*	\$4,869	\$4,919
				5	Chromatherapy	No	REA7242 WCR 5CH W*	\$4,570	\$4,620
				5	Chromatherapy	Yes	REA7242 WCR 5CW W*	\$4,769	\$4,819
				5	Illumatherapy	No	REA7242 WCR 5IH W*	\$5,519	\$5,569
				5	Illumatherapy	Yes	REA7242 WCR 5IW W*	\$5,718	\$5,768
SALON® SPA COMBINATION • 4 TheraPro™ jets • 2 AccuPro™ jets • 4 rotating neck jets • RapidHeat™ inline heater • 900w variable-speed heated air blower <i>Shipping weight: 261 lbs.</i>	C	C	R pump	4	Chromatherapy	No	REA7242 CCR 4CH W	\$4,651	\$4,701
				4	Chromatherapy	Yes	REA7242 CCR 4CW W*	\$4,850	\$4,900
				4	Illumatherapy	No	REA7242 CCR 4IH W*	\$5,600	\$5,650
				4	Illumatherapy	Yes	REA7242 CCR 4IW W*	\$5,799	\$5,849
			Right blower	5	Chromatherapy	No	REA7242 CCR 5CH W*	\$5,500	\$5,550
				5	Chromatherapy	Yes	REA7242 CCR 5CW W*	\$5,699	\$5,749
				5	Illumatherapy	No	REA7242 CCR 5IH W*	\$6,449	\$6,499
				5	Illumatherapy	Yes	REA7242 CCR 5IW W*	\$6,648	\$6,698

* New Reál models available 8/1/10

REÁL | ACCESSORIES

	CHROME		BRUSHED NICKEL		OIL RUBBED BRONZE	
Trim kit: 4 TheraPro jet rings	D095827	\$ 159	D095826	\$ 209	D095845	\$ 209
Trim kit: 2 AccuPro jet ring (3 kits needed)	P556827	\$ 80	P556826	\$ 130	P556845	\$ 130
Rotary drain kit, 26" cable	HP55827	\$ 186	HP55826	\$ 236	HP55845	\$ 236
Hand rails	G864827	\$ 219	G864826	\$ 269	G864845	\$ 269
Curved pillow	C263959	WHITE \$ 65	C263958	ALMOND \$ 65	C263969	OYSTER \$ 65
Chromatherapy Light Kit	GD56000	\$349				

SALERNO™

- SALERNO 6636
- SALERNO 7242
- ACCESSORIES



Salerno Whirlpool Bath

SALERNO 6636 SAL6636



DROP-IN or UNDERMOUNT | 66"L x 36"W x 25"H

Hydrotherapy Experience	Experience	Drain	Equipment Location	Controls	Lighting Availability	Whisper™ Technology	Product Code / White	List Price W - White	List Price Y - Oyster A - Almond B - Black
BATH (Soaking) <i>Shipping weight: 161 lbs.</i>	B	C	X	X	None	No	SAL6636 BCX XXX W	\$2,000	\$2,050
				2	Chromatherapy	No	SAL6636 BCX 2CX W	\$2,449	\$2,499
PURE AIR® • 800w variable-speed heated air blower <i>Shipping weight: 198 lbs.</i>	A	C	R blower	4	Chromatherapy	No	SAL6636 ACR 4CX W	\$3,850	\$3,900
				5	Chromatherapy	No	SAL6636 ACR 5CX W	\$4,699	\$4,749
WHIRLPOOL • 4 TheraPro™ jets • 6 AccuPro™ jets • RapidHeat™ inline heater <i>Shipping weight: 218 lbs.</i>	W	C	R pump	4	Chromatherapy	No	SAL6636 WCR 4CH W	\$5,300	\$5,350
				4	Chromatherapy	Yes	SAL6636 WCR 4CW W	\$5,499	\$5,549
				4	Illumatherapy	No	SAL6636 WCR 4IH W	\$6,249	\$6,299
				4	Illumatherapy	Yes	SAL6636 WCR 4IW W	\$6,448	\$6,498
				5	Chromatherapy	No	SAL6636 WCR 5CH W	\$6,149	\$6,199
				5	Chromatherapy	Yes	SAL6636 WCR 5CW W	\$6,348	\$6,398
				5	Illumatherapy	No	SAL6636 WCR 5IH W	\$7,098	\$7,148
				5	Illumatherapy	Yes	SAL6636 WCR 5IW W	\$7,297	\$7,347
SALON® SPA COMBINATION • 4 TheraPro™ jets • 6 AccuPro™ jets • RapidHeat™ inline heater • 900w variable-speed heated air blower <i>Shipping weight: 238 lbs</i>	C	C	R pump	4	Chromatherapy	No	SAL6636 CCR 4CH W	\$6,675	\$6,725
				4	Chromatherapy	Yes	SAL6636 CCR 4CW W	\$6,874	\$6,924
				4	Illumatherapy	No	SAL6636 CCR 4IH W	\$7,624	\$7,674
				4	Illumatherapy	Yes	SAL6636 CCR 4IW W	\$7,823	\$7,873
			Right blower	5	Chromatherapy	No	SAL6636 CCR 5CH W	\$7,524	\$7,574
				5	Chromatherapy	Yes	SAL6636 CCR 5CW W	\$7,723	\$7,773
				5	Illumatherapy	No	SAL6636 CCR 5IH W	\$8,473	\$8,523
				5	Illumatherapy	Yes	SAL6636 CCR 5IW W	\$8,672	\$8,722

HYDROTHERAPY EXPERIENCE CODES:	LOCATION CODES	CONTROL CODES *	FEATURE CODES	COLOR CODES Tubs available in
B = Bath Soaking	C = Center	X NONE	CX Chromatherapy	W White
A = Pure Air®	R =Right	2 J2 Basic Control	CH Chromatherapy and Heater	Y Oyster
W = Whirlpool	L =Left	4 J4 Luxury Control	CW Chromatherapy, Heater and Whisper	A Almond
C = Salon® Spa Combination	U = Universal	5 J5 LCD Control	IH Illumatherapy and Heater	B Black
	B =Right Back		IW Illumatherapy, Heater and Whisper	Replace last letter in product code with color letter. \$50 upgrade on all non-white colors.
	E =Left Back		XX Not Applicable	
	F =Right Front	* see page 1		
	G =Left Front	for available control descriptions		
	X = Not Applicable			

SALERNO 7242
SAL7242



DROP-IN or UNDERMOUNT | 72"L x 42"W x 25"H

Hydrotherapy Experience	Experience	Drain	Equipment Location	Controls	Lighting Availability	Whisper™ Technology	Product Code / White	List Price W - White	List Price Y - Oyster A - Almond B - Black
BATH (Soaking) <i>Shipping weight: tbd</i>	B	C	X	X	None	No	SAL7242 BCX XXX W	\$2,200	\$2,250
				2	Chromatherapy	No	SAL7242 BCX 2CX W	\$2,649	\$2,699
PURE AIR® • 800w variable-speed heated air blower <i>Shipping weight: tbd</i>	A	C	R blower	4	Chromatherapy	No	SAL7242 ACR 4CX W	\$4,050	\$4,100
				5	Chromatherapy	No	SAL7242 ACR 5CX W	\$4,899	\$4,949
WHIRLPOOL • 4 TheraPro™ jets • 6 AccuPro™ jets • RapidHeat™ inline heater <i>Shipping weight: tbd</i>	W	C	R pump	4	Chromatherapy	No	SAL7242 WCR 4CH W	\$5,500	\$5,550
				4	Chromatherapy	Yes	SAL7242 WCR 4CW W	\$5,699	\$5,749
				4	Illumatherapy	No	SAL7242 WCR 4IH W	\$6,449	\$6,499
				4	Illumatherapy	Yes	SAL7242 WCR 4IW W	\$6,648	\$6,698
				5	Chromatherapy	No	SAL7242 WCR 5CH W	\$6,349	\$6,399
				5	Chromatherapy	Yes	SAL7242 WCR 5CW W	\$6,548	\$6,598
				5	Illumatherapy	No	SAL7242 WCR 5IH W	\$7,298	\$7,348
				5	Illumatherapy	Yes	SAL7242 WCR 5IW W	\$7,497	\$7,547
SALON® SPA COMBINATION • 4 TheraPro™ jets • 6 AccuPro™ jets • RapidHeat™ inline heater • 900w variable-speed heated air blower <i>Shipping weight: tbd</i>	C	C	R pump	4	Chromatherapy	No	SAL7242 CCR 4CH W	\$6,875	\$6,925
				4	Chromatherapy	Yes	SAL7242 CCR 4CW W	\$7,074	\$7,124
				4	Illumatherapy	No	SAL7242 CCR 4IH W	\$7,824	\$7,874
				4	Illumatherapy	Yes	SAL7242 CCR 4IW W	\$8,023	\$8,073
			Right blower	5	Chromatherapy	No	SAL7242 CCR 5CH W	\$7,724	\$7,774
				5	Chromatherapy	Yes	SAL7242 CCR 5CW W	\$7,923	\$7,973
				5	Illumatherapy	No	SAL7242 CCR 5IH W	\$8,673	\$8,723
				5	Illumatherapy	Yes	SAL7242 CCR 5IW W	\$8,872	\$8,922

SALERNO | ACCESSORIES

	CHROME		BRUSHED NICKEL		OIL RUBBED BRONZE	
Trim kit: 4 TheraPro jet rings	GU44827	\$ 60	GU44826	\$ 70	GU44845	\$ 70
Trim kit: 2 AccuPro jet rings (3 kits needed)	GU45827	\$ 40	GU45826	\$ 50	GU45845	\$ 50
Rotary drain PVC drain kit, 26" cable	DA34827	\$ 226	DA34826	\$ 276	DA34845	\$ 276
Curved pillow	C263959	WHITE \$ 65	C263958	ALMOND \$ 65	C263969	OYSTER \$ 65
Chromatherapy Light Kit	GD56000	\$349				

SIA™

- SIA 6636
- SIA 7242
- ACCESSORIES



Sia 7242 Pure-Air®

SIA 6636



DROP-IN or UNDERMOUNT | 66"L x 36"W x 24"H

SIA 6636

Hydrotherapy Experience	Experience	Drain	Equipment Location	Controls	Lighting Availability	Whisper™ Technology	Product Code / White	List Price W - White	List Price Y - Oyster A - Almond B - Black
BATH (Soaking) <i>Shipping weight: 173 lbs</i>	B	C	X	X	None	No	SIA6636 BCX XXX W	\$1,480	\$1,530
				2	Chromatherapy	No	SIA6636 BCX 2CX W	\$1,929	\$1,979
PURE AIR® • 800w variable-speed heated air blower <i>Shipping weight: 184 lbs</i>	A	C	R pump	4	Chromatherapy	No	SIA6636 ACR 4CX W	\$2,940	\$2,990
				5	Chromatherapy	No	SIA6636 ACR 5CX W	\$3,789	\$3,839
WHIRLPOOL • 4 TheraPro™ jets • 9 AccuPro™ jets • RapidHeat™ inline heater <i>Shipping weight: 218 lbs</i>	W	C	R pump	4	Chromatherapy	No	SIA6636 WCR 4CH W	\$4,000	\$4,050
				4	Chromatherapy	Yes	SIA6636 WCR 4CW W	\$4,199	\$4,249
				4	Illumatherapy	No	SIA6636 WCR 4IH W	\$4,949	\$4,999
				4	Illumatherapy	Yes	SIA6636 WCR 4IW W	\$5,148	\$5,198
				5	Chromatherapy	No	SIA6636 WCR 5CH W	\$4,849	\$4,899
				5	Chromatherapy	Yes	SIA6636 WCR 5CW W	\$5,048	\$5,098
				5	Illumatherapy	No	SIA6636 WCR 5IH W	\$5,798	\$5,848
				5	Illumatherapy	Yes	SIA6636 WCR 5IW W	\$5,997	\$6,047
SALON® SPA COMBINATION • 4 TheraPro™ jets • 9 AccuPro™ jets • RapidHeat™ inline heater • 900w variable-speed heated air blower <i>Shipping weight: 236 lbs</i>	C	C	R pump	4	Chromatherapy	No	SIA6636 CCR 4CH W	\$5,050	\$5,100
				4	Chromatherapy	Yes	SIA6636 CCR 4CW W	\$5,249	\$5,299
				4	Illumatherapy	No	SIA6636 CCR 4IH W	\$5,999	\$6,049
				4	Illumatherapy	Yes	SIA6636 CCR 4IW W	\$6,198	\$6,248
			Right blower	5	Chromatherapy	No	SIA6636 CCR 5CH W	\$5,899	\$5,949
				5	Chromatherapy	Yes	SIA6636 CCR 5CW W	\$6,098	\$6,148
				5	Illumatherapy	No	SIA6636 CCR 5IH W	\$6,848	\$6,898
				5	Illumatherapy	Yes	SIA6636 CCR 5IW W	\$7,047	\$7,097

HYDROTHERAPY EXPERIENCE CODES:	LOCATION CODES	CONTROL CODES *	FEATURE CODES	COLOR CODES Tubs available in
B = Bath Soaking	C = Center	X NONE	CX Chromatherapy	W White
A = Pure Air®	R =Right	2 J2 Basic Control	CH Chromatherapy and Heater	Y Oyster
W = Whirlpool	L =Left	4 J4 Luxury Control	CW Chromatherapy, Heater and Whisper	A Almond
C = Salon® Spa Combination	U = Universal	5 J5 LCD Control	IH Illumatherapy and Heater	B Black
	B =Right Back		IW Illumatherapy, Heater and Whisper	Replace last letter in product code with color letter. \$50 upgrade on all non-white colors.
	E =Left Back		XX Not Applicable	
	F =Right Front	* see page 1 for available control descriptions		
	G =Left Front			
	X = Not Applicable			

SIA 7242
SIA7242

 DROP-IN or UNDERMOUNT | 72"L x 42"W x 24"H

Hydrotherapy Experience	Experience	Drain	Equipment Location	Controls	Lighting Availability	Whisper™ Technology	Product Code / White	List Price W - White	List Price Y - Oyster A - Almond B - Black
BATH (Soaking) <i>Shipping weight: 185 lbs</i>	B	C	X	X	None	No	SIA7242 BCX XXX W	\$1,680	\$1,730
				2	Chromatherapy	No	SIA7242 BCX 2CX W	\$2,129	\$2,179
PURE AIR® • 800w variable-speed heated air blower <i>Shipping weight: 211 lbs</i>	A	C	R blower	4	Chromatherapy	No	SIA7242 ACR 4CX W	\$3,140	\$3,190
				5	Chromatherapy	No	SIA7242 ACR 5CX W	\$3,989	\$4,039
WHIRLPOOL • 4 TheraPro™ jets • 9 AccuPro™ jets • RapidHeat™ inline heater <i>Shipping weight: 248 lbs</i>	W	C	R pump	4	Chromatherapy	No	SIA7242 WCR 4CH W	\$4,200	\$4,250
				4	Chromatherapy	Yes	SIA7242 WCR 4CW W	\$4,399	\$4,449
				4	Illumatherapy	No	SIA7242 WCR 4IH W	\$5,149	\$5,199
				4	Illumatherapy	Yes	SIA7242 WCR 4IW W	\$5,348	\$5,398
				5	Chromatherapy	No	SIA7242 WCR 5CH W	\$5,049	\$5,099
				5	Chromatherapy	Yes	SIA7242 WCR 5CW W	\$5,248	\$5,298
				5	Illumatherapy	No	SIA7242 WCR 5IH W	\$5,998	\$6,048
				5	Illumatherapy	Yes	SIA7242 WCR 5IW W	\$6,197	\$6,247
SALON® SPA COMBINATION • 4 TheraPro™ jets • 9 AccuPro™ jets • RapidHeat™ inline heater • 900w variable-speed heated air blower <i>Shipping weight: 268 lbs</i>	C	C	R pump Right blower	4	Chromatherapy	No	SIA7242 CCR 4CH W	\$5,250	\$5,300
				4	Chromatherapy	Yes	SIA7242 CCR 4CW W	\$5,449	\$5,499
				4	Illumatherapy	No	SIA7242 CCR 4IH W	\$6,199	\$6,249
				4	Illumatherapy	Yes	SIA7242 CCR 4IW W	\$6,398	\$6,448
				5	Chromatherapy	No	SIA7242 CCR 5CH W	\$6,099	\$6,149
				5	Chromatherapy	Yes	SIA7242 CCR 5CW W	\$6,298	\$6,348
				5	Illumatherapy	No	SIA7242 CCR 5IH W	\$7,048	\$7,098
				5	Illumatherapy	Yes	SIA7242 CCR 5IW W	\$7,247	\$7,297

SIA | ACCESSORIES

	CHROME		BRUSHED NICKEL		OIL RUBBED BRONZE	
Trim kit: 4 TheraPro jet rings	GU44827	\$ 60	GU44826	\$ 70	GU44845	\$ 70
Trim kit: 2 AccuPro jet rings	GU45827	\$ 40	GU45826	\$ 50	GU45845	\$ 50
Rotary drain kit, 26" cable	HP55827	\$ 186	HP55826	\$ 236	HP55845	\$ 236
21" Straight pillow	EK91959	WHITE \$ 103	EK91958	ALMOND \$ 103	EK91969	OYSTER \$ 103
Straight pillow 5" x 15"	C262959	WHITE \$ 65	C262958	ALMOND \$65	C262969	OYSTER \$65
Chromatherapy Light Kit	GD56000	\$349				



JACUZZI® BATHS: WALK-IN

FINESTRA™

- FINESTRA 6030
- FINESTRA 6036
- ACCESSORIES

Finestra 6036
Salon Spa



FINESTRA 6030 17" SEAT F7N6030

WALK-IN, SKIRTED | 60"L x 30"W x 38.5"H

Hydrotherapy Experience	Experience	Drain	Equipment Location	Controls	Lighting Availability	Whisper™ Technology	Product Code / White	List Price W - White	List Price Y - Oyster A - Almond B - Black
BATH (Soaking) • 17" ADA compliant seat height • Double seal door • Chrome drain included <i>Shipping weight: 325 lbs</i>	B	L	X	X	None	No	F7N6030 BLX XXX W	\$7,183	\$7,233
				2	Chromatherapy	No	F7N6030 BLX 2CX W	\$7,632	\$7,682
	B	R	X	X	None	No	F7N6030 BRX XXX W	\$7,183	\$7,233
				2	Chromatherapy	No	F7N6030 BRX 2CX W	\$7,632	\$7,682
PURE AIR® • 17" ADA compliant seat height • Double seal door • Magnetic access panel • 800w variable-speed heated air blower • Chrome drain included <i>Shipping weight: 385 lbs</i>	A	L	R blower	4	Chromatherapy	No	F7N6030 ALR 4CX W	\$8,639	\$8,689
				5	Chromatherapy	No	F7N6030 ALR 5CX W	\$9,488	\$9,538
	A	R	L blower	4	Chromatherapy	No	F7N6030 ARL 4CX W	\$8,639	\$8,689
				5	Chromatherapy	No	F7N6030 ARL 5CX W	\$9,488	\$9,538
WHIRLPOOL • 17" ADA compliant seat height • Double seal door • Magnetic access panel • 2 TheraPro™ jets • 8 AccuPro™ jets • RapidHeat™ inline heater • Chrome drain included <i>Shipping weight: 345 lbs</i>	W	L	R pump	4	Chromatherapy	No	F7N6030 WLR 4CH W	\$8,862	\$8,912
				4	Chromatherapy	Yes	F7N6030 WLR 4CW W	\$9,061	\$9,111
				4	Illumatherapy	No	F7N6030 WLR 4IH W	\$9,811	\$9,861
				4	Illumatherapy	Yes	F7N6030 WLR 4IW W	\$10,010	\$10,060
				5	Chromatherapy	No	F7N6030 WLR 5CH W	\$9,711	\$9,761
				5	Chromatherapy	Yes	F7N6030 WLR 5CW W	\$9,910	\$9,960
				5	Illumatherapy	No	F7N6030 WLR 5IH W	\$10,660	\$10,710
				5	Illumatherapy	Yes	F7N6030 WLR 5IW W	\$10,859	\$10,909
	W	R	L pump	4	Chromatherapy	No	F7N6030 WRL 4CH W	\$8,862	\$8,912
				4	Chromatherapy	Yes	F7N6030 WRL 4CW W	\$9,061	\$9,111
				4	Illumatherapy	No	F7N6030 WRL 4IH W	\$9,811	\$9,861
				4	Illumatherapy	Yes	F7N6030 WRL 4IW W	\$10,010	\$10,060
				5	Chromatherapy	No	F7N6030 WRL 5CH W	\$9,711	\$9,761
				5	Chromatherapy	Yes	F7N6030 WRL 5CW W	\$9,910	\$9,960
5				Illumatherapy	No	F7N6030 WRL 5IH W	\$10,660	\$10,710	
5				Illumatherapy	Yes	F7N6030 WRL 5IW W	\$10,859	\$10,909	

BATH: WALK-IN

HYDROTHERAPY EXPERIENCE CODES:	LOCATION CODES	CONTROL CODES *	FEATURE CODES	COLOR CODES Tubs available in
B = Bath Soaking	C = Center	X NONE	CX Chromatherapy	W White
A = Pure Air®	R =Right	2 J2 Basic Control	CH Chromatherapy and Heater	Y Oyster
W = Whirlpool	L =Left	4 J4 Luxury Control	CW Chromatherapy, Heater and Whisper	A Almond
C = Salon® Spa Combination	U = Universal	5 J5 LCD Control	IH Illumatherapy and Heater	B Black
	B =Right Back		IW Illumatherapy, Heater and Whisper	
	E =Left Back		XX Not Applicable	
	F =Right Front	* see page 1 for available control descriptions		Replace last letter in product code with color letter. \$50 upgrade on all non-white colors.
	G =Left Front			
	X = Not Applicable			

FINESTRA 6030 17" SEAT
F7N6030

 WALK-IN, SKIRTED | 60"L x 30"W x 38.5"H

Hydrotherapy Experience	Experience	Drain	Equipment Location	Controls	Lighting Availability	Whisper™ Technology	Product Code / White	List Price W - White	List Price Y - Oyster A - Almond B - Black
SALON® SPA COMBINATION • 17" ADA compliant seat height • Double seal door • Magnetic access panel • 2 TheraPro™ jets • 8 AccuPro™ jets • RapidHeat™ inline heater • 900w variable-speed heated air blower • Chrome drain included <i>Shipping weight: 375 lbs</i>	C	L	R pump	4	Chromatherapy	No	F7N6030 CLR 4CH W	\$10,339	\$10,389
				4	Chromatherapy	Yes	F7N6030 CLR 4CW W	\$10,538	\$10,588
				4	Illumatherapy	No	F7N6030 CLR 4IH W	\$11,288	\$11,338
				4	Illumatherapy	Yes	F7N6030 CLR 4IW W	\$11,487	\$11,537
			Right blower	5	Chromatherapy	No	F7N6030 CLR 5CH W	\$11,188	\$11,238
				5	Chromatherapy	Yes	F7N6030 CLR 5CW W	\$11,387	\$11,437
				5	Illumatherapy	No	F7N6030 CLR 5IH W	\$12,137	\$12,187
				5	Illumatherapy	Yes	F7N6030 CLR 5IW W	\$12,336	\$12,386
	C	R	L pump	4	Chromatherapy	No	F7N6030 CRL 4CH W	\$10,339	\$10,389
				4	Chromatherapy	Yes	F7N6030 CRL 4CW W	\$10,538	\$10,588
				4	Illumatherapy	No	F7N6030 CRL 4IH W	\$11,288	\$11,338
				4	Illumatherapy	Yes	F7N6030 CRL 4IW W	\$11,487	\$11,537
			Left blower	5	Chromatherapy	No	F7N6030 CRL 5CH W	\$11,188	\$11,238
				5	Chromatherapy	Yes	F7N6030 CRL 5CW W	\$11,387	\$11,437
				5	Illumatherapy	No	F7N6030 CRL 5IH W	\$12,137	\$12,187
				5	Illumatherapy	Yes	F7N6030 CRL 5IW W	\$12,336	\$12,386

BATH: WALK-IN

FINESTRA™

- FINESTRA 6030
- FINESTRA 6036
- ACCESSORIES

Finestra 6036
Salon Spa



FINESTRA 6030 14" SEAT F4N6030

WALK-IN, SKIRTED | 60"L x 30"W x 38.5"H

Hydrotherapy Experience	Experience	Drain	Equipment Location	Controls	Lighting Availability	Whisper™ Technology	Product Code / White	List Price W - White	List Price Y - Oyster A - Almond B - Black
BATH (Soaking) <ul style="list-style-type: none"> • 14" seat height • Double seal door • Chrome drain included <i>Shipping weight: 325 lbs</i>	B	L	X	X	None	No	F4N6030 BLX XXX W	\$7,079	\$7,129
				2	Chromatherapy	No	F4N6030 BLX 2CX W	\$7,528	\$7,578
	B	R	X	X	None	No	F4N6030 BRX XXX W	\$7,079	\$7,129
				2	Chromatherapy	No	F4N6030 BRX 2CX W	\$7,528	\$7,578
PURE AIR® <ul style="list-style-type: none"> • 14" seat height • Double seal door • Magnetic access panel • 800w variable-speed heated air blower • Chrome drain included <i>Shipping weight: 385 lbs</i>	A	L	R blower	4	Chromatherapy	No	F4N6030 ALR 4CX W	\$8,535	\$8,585
				5	Chromatherapy	No	F4N6030 ALR 5CX W	\$9,384	\$9,434
	A	R	L blower	4	Chromatherapy	No	F4N6030 ARL 4CX W	\$8,535	\$8,585
				5	Chromatherapy	No	F4N6030 ARL 5CX W	\$9,384	\$9,434
WHIRLPOOL <ul style="list-style-type: none"> • 14" seat height • Double seal door • Magnetic access panel • 2 TheraPro™ jets • 8 AccuPro™ jets • RapidHeat™ inline heater • Chrome drain included <i>Shipping weight: 345 lbs</i>	W	L	R pump	4	Chromatherapy	No	F4N6030 WLR 4CH W	\$8,757	\$8,807
				4	Chromatherapy	Yes	F4N6030 WLR 4CW W	\$8,956	\$9,006
				4	Illumatherapy	No	F4N6030 WLR 4IH W	\$9,706	\$9,756
				4	Illumatherapy	Yes	F4N6030 WLR 4IW W	\$9,905	\$9,955
				5	Chromatherapy	No	F4N6030 WLR 5CH W	\$9,606	\$9,656
				5	Chromatherapy	Yes	F4N6030 WLR 5CW W	\$9,805	\$9,855
				5	Illumatherapy	No	F4N6030 WLR 5IH W	\$10,555	\$10,605
				5	Illumatherapy	Yes	F4N6030 WLR 5IW W	\$10,754	\$10,804
	W	R	L pump	4	Chromatherapy	No	F4N6030 WRL 4CH W	\$8,757	\$8,807
				4	Chromatherapy	Yes	F4N6030 WRL 4CW W	\$8,956	\$9,006
				4	Illumatherapy	No	F4N6030 WRL 4IH W	\$9,706	\$9,756
				4	Illumatherapy	Yes	F4N6030 WRL 4IW W	\$9,905	\$9,955
				5	Chromatherapy	No	F4N6030 WRL 5CH W	\$9,606	\$9,656
				5	Chromatherapy	Yes	F4N6030 WRL 5CW W	\$9,805	\$9,855
5				Illumatherapy	No	F4N6030 WRL 5IH W	\$10,555	\$10,605	
5				Illumatherapy	Yes	F4N6030 WRL 5IW W	\$10,754	\$10,804	

BATH: WALK-IN

HYDROTHERAPY EXPERIENCE CODES:	LOCATION CODES	CONTROL CODES *	FEATURE CODES	COLOR CODES Tubs available in
B = Bath Soaking	C = Center	X NONE	CX Chromatherapy	W White
A = Pure Air®	R =Right	2 J2 Basic Control	CH Chromatherapy and Heater	Y Oyster
W = Whirlpool	L =Left	4 J4 Luxury Control	CW Chromatherapy, Heater and Whisper	A Almond
C = Salon® Spa Combination	U = Universal	5 J5 LCD Control	IH Illumatherapy and Heater	B Black
	B =Right Back	* see page 1 for available control descriptions	IW Illumatherapy, Heater and Whisper	Replace last letter in product code with color letter. \$50 upgrade on all non-white colors.
	E =Left Back		XX Not Applicable	
	F =Right Front			
	G =Left Front			
	X = Not Applicable			

FINESTRA 6030 14" SEAT F4N6030



WALK-IN, SKIRTED | 60"L x 30"W x 38.5"H


Hydrotherapy Experience	Experience	Drain	Equipment Location	Controls	Lighting Availability	Whisper™ Technology	Product Code / White	List Price W - White	List Price Y - Oyster A - Almond B - Black
SALON® SPA COMBINATION • 14" seat height • Double seal door • Magnetic access panel • 2 TheraPro™ jets • 8 AccuPro™ jets • RapidHeat™ inline heater • 900w variable-speed heated air blower • Chrome drain included <i>Shipping weight: 375 lbs</i>	C	L	R pump	4	Chromatherapy	No	F4N6030 CLR 4CH W	\$10,234	\$10,284
				4	Chromatherapy	Yes	F4N6030 CLR 4CW W	\$10,433	\$10,483
				4	Illumatherapy	No	F4N6030 CLR 4IH W	\$11,183	\$11,233
				4	Illumatherapy	Yes	F4N6030 CLR 4IW W	\$11,382	\$11,432
			Right blower	5	Chromatherapy	No	F4N6030 CLR 5CH W	\$11,083	\$11,133
				5	Chromatherapy	Yes	F4N6030 CLR 5CW W	\$11,282	\$11,332
				5	Illumatherapy	No	F4N6030 CLR 5IH W	\$12,032	\$12,082
				5	Illumatherapy	Yes	F4N6030 CLR 5IW W	\$12,231	\$12,281
	C	R	L pump	4	Chromatherapy	No	F4N6030 CRL 4CH W	\$10,234	\$10,284
				4	Chromatherapy	Yes	F4N6030 CRL 4CW W	\$10,433	\$10,483
				4	Illumatherapy	No	F4N6030 CRL 4IH W	\$11,183	\$11,233
				4	Illumatherapy	Yes	F4N6030 CRL 4IW W	\$11,382	\$11,432
			Left blower	5	Chromatherapy	No	F4N6030 CRL 5CH W	\$11,083	\$11,133
				5	Chromatherapy	Yes	F4N6030 CRL 5CW W	\$11,282	\$11,332
				5	Illumatherapy	No	F4N6030 CRL 5IH W	\$12,032	\$12,082
				5	Illumatherapy	Yes	F4N6030 CRL 5IW W	\$12,231	\$12,281

BATH: WALK-IN

FINESTRA™

- FINESTRA 6030
- FINESTRA 6036
- ACCESSORIES

Finestra 6036
Salon Spa



FINESTRA 6036 17" SEAT F7N6036

WALK-IN, SKIRTED | 60"L x 36"W x 38.5"H

Hydrotherapy Experience	Experience	Drain	Equipment Location	Controls	Lighting Availability	Whisper™ Technology	Product Code / White	List Price W - White	List Price Y - Oyster A - Almond B - Black
BATH (Soaking) • 17" ADA compliant seat height • Double seal door • Chrome drain included <i>Shipping weight: 355 lbs</i>	B	L	X	X	None	No	F7N6036 BLX XXX W	\$7,704	\$7,754
				2	Chromatherapy	No	F7N6036 BLX 2CX W	\$8,153	\$8,203
	B	R	X	X	None	No	F7N6036 BRX XXX W	\$7,704	\$7,754
				2	Chromatherapy	No	F7N6036 BRX 2CX W	\$8,153	\$8,203
PURE AIR® • 17" ADA compliant seat height • Double seal door • Magnetic access panel • 800w variable-speed heated air blower • Chrome drain included <i>Shipping weight: 415 lbs</i>	A	L	R blower	4	Chromatherapy	No	F7N6036 ALR 4CX W	\$9,139	\$9,189
				5	Chromatherapy	No	F7N6036 ALR 5CX W	\$9,988	\$10,038
	A	R	L blower	4	Chromatherapy	No	F7N6036 ARL 4CX W	\$9,139	\$9,189
				5	Chromatherapy	No	F7N6036 ARL 5CX W	\$9,988	\$10,038
WHIRLPOOL • 17" ADA compliant seat height • Double seal door • Magnetic access panel • 2 TheraPro™ jets • 8 AccuPro™ jets • RapidHeat™ inline heater • Chrome drain included <i>Shipping weight: 375 lbs</i>	W	L	R pump	4	Chromatherapy	No	F7N6036 WLR 4CH W	\$9,390	\$9,440
				4	Chromatherapy	Yes	F7N6036 WLR 4CW W	\$9,589	\$9,639
				4	Illumatherapy	No	F7N6036 WLR 4IH W	\$10,339	\$10,389
				4	Illumatherapy	Yes	F7N6036 WLR 4IW W	\$10,538	\$10,588
				5	Chromatherapy	No	F7N6036 WLR 5CH W	\$10,239	\$10,289
				5	Chromatherapy	Yes	F7N6036 WLR 5CW W	\$10,438	\$10,488
				5	Illumatherapy	No	F7N6036 WLR 5IH W	\$11,188	\$11,238
				5	Illumatherapy	Yes	F7N6036 WLR 5IW W	\$11,387	\$11,437
	W	R	L pump	4	Chromatherapy	No	F7N6036 WRL 4CH W	\$9,390	\$9,440
				4	Chromatherapy	Yes	F7N6036 WRL 4CW W	\$9,589	\$9,639
				4	Illumatherapy	No	F7N6036 WRL 4IH W	\$10,339	\$10,389
				4	Illumatherapy	Yes	F7N6036 WRL 4IW W	\$10,538	\$10,588
				5	Chromatherapy	No	F7N6036 WRL 5CH W	\$10,239	\$10,289
				5	Chromatherapy	Yes	F7N6036 WRL 5CW W	\$10,438	\$10,488
5				Illumatherapy	No	F7N6036 WRL 5IH W	\$11,188	\$11,238	
5				Illumatherapy	Yes	F7N6036 WRL 5IW W	\$11,387	\$11,437	

BATH: WALK-IN

HYDROTHERAPY EXPERIENCE CODES:	LOCATION CODES	CONTROL CODES *	FEATURE CODES	COLOR CODES Tubs available in
B = Bath Soaking	C = Center	X NONE	CX Chromatherapy	W White
A = Pure Air®	R =Right	2 J2 Basic Control	CH Chromatherapy and Heater	Y Oyster
W = Whirlpool	L =Left	4 J4 Luxury Control	CW Chromatherapy, Heater and Whisper	A Almond
C = Salon® Spa Combination	U = Universal	5 J5 LCD Control	IH Illumatherapy and Heater	B Black
	B =Right Back		IW Illumatherapy, Heater and Whisper	
	E =Left Back		XX Not Applicable	
	F =Right Front	* see page 1 for available control descriptions		Replace last letter in product code with color letter. \$50 upgrade on all non-white colors.
	G =Left Front			
	X = Not Applicable			

FINESTRA 6036 17" SEAT
F7N6036

 WALK-IN, SKIRTED | 60"L x 36"W x 38.5"H

Hydrotherapy Experience	Experience	Drain	Equipment Location	Controls	Lighting Availability	Whisper™ Technology	Product Code / White	List Price W - White	List Price Y - Oyster A - Almond B - Black
SALON® SPA COMBINATION • 17" ADA compliant seat height • Double seal door • Magnetic access panel • 2 TheraPro™ jets • 8 AccuPro™ jets • RapidHeat™ inline heater • 900w variable-speed heated air blower • Chrome drain included <i>Shipping weight: 385 lbs</i>	C	L	R pump	4	Chromatherapy	No	F7N6036 CLR 4CH W	\$10,867	\$10,917
				4	Chromatherapy	Yes	F7N6036 CLR 4CW W	\$11,066	\$11,116
				4	Illumatherapy	No	F7N6036 CLR 4IH W	\$11,816	\$11,866
				4	Illumatherapy	Yes	F7N6036 CLR 4IW W	\$12,015	\$12,065
			Right blower	5	Chromatherapy	No	F7N6036 CLR 5CH W	\$11,716	\$11,766
				5	Chromatherapy	Yes	F7N6036 CLR 5CW W	\$11,915	\$11,965
				5	Illumatherapy	No	F7N6036 CLR 5IH W	\$12,665	\$12,715
				5	Illumatherapy	Yes	F7N6036 CLR 5IW W	\$12,864	\$12,914
	C	R	L pump	4	Chromatherapy	No	F7N6036 CRL 4CH W	\$10,867	\$10,917
				4	Chromatherapy	Yes	F7N6036 CRL 4CW W	\$11,066	\$11,116
				4	Illumatherapy	No	F7N6036 CRL 4IH W	\$11,816	\$11,866
				4	Illumatherapy	Yes	F7N6036 CRL 4IW W	\$12,015	\$12,065
			Left blower	5	Chromatherapy	No	F7N6036 CRL 5CH W	\$11,716	\$11,766
				5	Chromatherapy	Yes	F7N6036 CRL 5CW W	\$11,915	\$11,965
				5	Illumatherapy	No	F7N6036 CRL 5IH W	\$12,665	\$12,715
				5	Illumatherapy	Yes	F7N6036 CRL 5IW W	\$12,864	\$12,914

BATH: WALK-IN

FINESTRA™

- FINESTRA 6030
- FINESTRA 6036
- ACCESSORIES

Finestra 6036
Salon Spa



FINESTRA 6036 14" SEAT F4N6036

WALK-IN, SKIRTED | 60"L x 36"W x 38.5"H

Hydrotherapy Experience	Experience	Drain	Equipment Location	Controls	Lighting Availability	Whisper™ Technology	Product Code / White	List Price W - White	List Price Y - Oyster A - Almond B - Black
BATH (Soaking) • 14" seat height • Double seal door • Chrome drain included <i>Shipping weight: 355 lbs</i>	B	L	X	X	None	No	F4N6036 BLX XXX W	\$7,600	\$7,650
				2	Chromatherapy	No	F4N6036 BLX 2CX W	\$8,049	\$8,099
	B	R	X	X	None	No	F4N6036 BRX XXX W	\$7,600	\$7,650
				2	Chromatherapy	No	F4N6036 BRX 2CX W	\$8,049	\$8,099
PURE AIR® • 14" seat height • Double seal door • Magnetic access panel • 800w variable-speed heated air blower • Chrome drain included <i>Shipping weight: 415 lbs</i>	A	L	R blower	4	Chromatherapy	No	F4N6036 ALR 4CX W	\$9,035	\$9,085
				5	Chromatherapy	No	F4N6036 ALR 5CX W	\$9,884	\$9,934
	A	R	L blower	4	Chromatherapy	No	F4N6036 ARL 4CX W	\$9,035	\$9,085
				5	Chromatherapy	No	F4N6036 ARL 5CX W	\$9,884	\$9,934
WHIRLPOOL • 14" seat height • Double seal door • Magnetic access panel • 2 TheraPro™ jets • 8 AccuPro™ jets • RapidHeat™ inline heater • Chrome drain included <i>Shipping weight: 375 lbs</i>	W	L	R pump	4	Chromatherapy	No	F4N6036 WLR 4CH W	\$9,284	\$9,334
				4	Chromatherapy	Yes	F4N6036 WLR 4CW W	\$9,483	\$9,533
				4	Illumatherapy	No	F4N6036 WLR 4IH W	\$10,233	\$10,283
				4	Illumatherapy	Yes	F4N6036 WLR 4IW W	\$10,432	\$10,482
				5	Chromatherapy	No	F4N6036 WLR 5CH W	\$10,133	\$10,183
				5	Chromatherapy	Yes	F4N6036 WLR 5CW W	\$10,332	\$10,382
				5	Illumatherapy	No	F4N6036 WLR 5IH W	\$11,082	\$11,132
				5	Illumatherapy	Yes	F4N6036 WLR 5IW W	\$11,281	\$11,331
	W	R	L pump	4	Chromatherapy	No	F4N6036 WRL 4CH W	\$9,284	\$9,334
				4	Chromatherapy	Yes	F4N6036 WRL 4CW W	\$9,483	\$9,533
				4	Illumatherapy	No	F4N6036 WRL 4IH W	\$10,233	\$10,283
				4	Illumatherapy	Yes	F4N6036 WRL 4IW W	\$10,432	\$10,482
				5	Chromatherapy	No	F4N6036 WRL 5CH W	\$10,133	\$10,183
				5	Chromatherapy	Yes	F4N6036 WRL 5CW W	\$10,332	\$10,382
			5	Illumatherapy	No	F4N6036 WRL 5IH W	\$11,082	\$11,132	
			5	Illumatherapy	Yes	F4N6036 WRL 5IW W	\$11,281	\$11,331	

BATH: WALK-IN

HYDROTHERAPY EXPERIENCE CODES:	LOCATION CODES	CONTROL CODES *	FEATURE CODES	COLOR CODES Tubs available in
B = Bath Soaking	C = Center	X NONE	CX Chromatherapy	W White
A = Pure Air®	R =Right	2 J2 Basic Control	CH Chromatherapy and Heater	Y Oyster
W = Whirlpool	L =Left	4 J4 Luxury Control	CW Chromatherapy, Heater and Whisper	A Almond
C = Salon® Spa Combination	U = Universal	5 J5 LCD Control	IH Illumatherapy and Heater	B Black
	B =Right Back		IW Illumatherapy, Heater and Whisper	Replace last letter in product code with color letter.
	E =Left Back	* see page 1 for available control descriptions	XX Not Applicable	\$50 upgrade on all non-white colors.
	F =Right Front			
	G =Left Front			
	X = Not Applicable			

FINESTRA 6036 14" SEAT F4N6036



WALK-IN, SKIRTED | 60"L x 36"W x 38.5"H

Hydrotherapy Experience	Experience	Drain	Equipment Location	Controls	Lighting Availability	Whisper™ Technology	Product Code / White	List Price W - White	List Price Y - Oyster A - Almond B - Black
SALON® SPA COMBINATION • 14" seat height • Double seal door • Magnetic access panel • 2 TheraPro™ jets • 8 AccuPro™ jets • RapidHeat™ inline heater • 900w variable-speed heated air blower • Chrome drain included <i>Shipping weight: 385 lbs</i>	C	L	R pump	4	Chromatherapy	No	F4N6036 CLR 4CH W	\$10,761	\$10,811
				4	Chromatherapy	Yes	F4N6036 CLR 4CW W	\$10,960	\$11,010
				4	Illumatherapy	No	F4N6036 CLR 4IH W	\$11,710	\$11,760
				4	Illumatherapy	Yes	F4N6036 CLR 4IW W	\$11,909	\$11,959
				5	Chromatherapy	No	F4N6036 CLR 5CH W	\$11,610	\$11,660
				5	Chromatherapy	Yes	F4N6036 CLR 5CW W	\$11,809	\$11,859
				5	Illumatherapy	No	F4N6036 CLR 5IH W	\$12,559	\$12,609
				5	Illumatherapy	Yes	F4N6036 CLR 5IW W	\$12,758	\$12,808
	C	R	L pump	4	Chromatherapy	No	F4N6036 CRL 4CH W	\$10,761	\$10,811
				4	Chromatherapy	Yes	F4N6036 CRL 4CW W	\$10,960	\$11,010
				4	Illumatherapy	No	F4N6036 CRL 4IH W	\$11,710	\$11,760
				4	Illumatherapy	Yes	F4N6036 CRL 4IW W	\$11,909	\$11,959
				5	Chromatherapy	No	F4N6036 CRL 5CH W	\$11,610	\$11,660
				5	Chromatherapy	Yes	F4N6036 CRL 5CW W	\$11,809	\$11,859
				5	Illumatherapy	No	F4N6036 CRL 5IH W	\$12,559	\$12,609
				5	Illumatherapy	Yes	F4N6036 CRL 5IW W	\$12,758	\$12,808

FINESTRA | ACCESSORIES

	CHROME		BRUSHED NICKEL		OIL RUBBED BRONZE	
Trim kit: 4 TheraPro jet rings	GU44827	\$ 60	GU44826	\$ 70	GU44845	\$ 70
Trim kit: 2 AccuPro jet rings	GU45827	\$ 40	GU45826	\$ 50	GU45845	\$ 50
Trim kit: Finestra drain trim only	N/A	N/A	BN21826	\$ 180	BN21845	\$ 180
21" Straight pillow	EK91959	WHITE \$ 103	EK91958	ALMOND \$ 103	EK91969	OYSTER \$ 103
Chromatherapy Light Kit	GD56000	\$ 349				
Tile Flange Kit	5817000	\$ 69				



BATH: FREESTANDING

JACUZZI® BATHS: FREESTANDING

ERA™ DOUBLE-ENDED

- ERA 6636
- ERA 7142
- ACCESSORIES

Era double-ended 7142
freestanding soaker with
optional drain



ERA DOUBLE ENDED 6636 ERD6636

FREESTANDING | 66"L x 36"W x 20"H

Hydrotherapy Experience	Experience	Drain	Equipment Location	Controls	Lighting Availability	Whisper™ Technology	Product Code / White	List Price W - White	List Price Y - Oyster A - Almond B - Black
BATH (Soaking) <ul style="list-style-type: none"> • Claw feet, wood frame or pedastal base available separately • Drain, supply lines and faucet available separately <i>Shipping weight: 130 lbs</i>	B	C	X	X	None	No	ERD6636 BCX XXX W	\$1,666	N/A

⚠ MUST BUY! One of the base options must be selected and purchased separately.

<ul style="list-style-type: none"> • Ball and Claw feet Era Double-Ended 6636 or 7142 		EV01959 White EV01827 Chrome EV01826 Brushed Nickel EV01829 Bright Brass	\$529 \$529 \$579 \$579
<ul style="list-style-type: none"> • Wood Frame with Legs Era 6636 only 		EV11000	\$1,141
<ul style="list-style-type: none"> • Pedestal Base (white) Era 6636 only 		EV17959	\$706

HYDROTHERAPY EXPERIENCE CODES:

- B** = Bath Soaking
- A** = Pure Air®
- W** = Whirlpool
- C** = Salon® Spa Combination

LOCATION CODES

- C** = Center
- R** = Right
- L** = Left
- U** = Universal
- B** = Right Back
- E** = Left Back
- F** = Right Front
- G** = Left Front
- X** = Not Applicable

CONTROL CODES *

- X** NONE
- 2** J2 Basic Control
- 4** J4 Luxury Control
- 5** J5 LCD Control

* see page 1
for available control
descriptions

FEATURE CODES

- CX** Chromatherapy
- CH** Chromatherapy and Heater
- CW** Chromatherapy, Heater and Whisper
- IH** Illumatherapy and Heater
- IW** Illumatherapy, Heater and Whisper
- XX** Not Applicable

COLOR CODES Tubs available in

- W** White
 - Y** Oyster
 - A** Almond
 - B** Black
- Replace last letter in product code with color letter.
\$50 upgrade on all non-white colors.

ERA™ DOUBLE-ENDED

- ERA 6636
- ERA 7142
- ACCESSORIES

Era Double-Ended shown with pedestal base. Optional drain, supply lines and faucet.



ERA DOUBLE ENDED 7142 ERD7142

FREESTANDING | 71" L x 42" W x 20" H

Hydrotherapy Experience	Experience	Drain	Equipment Location	Controls	Lighting Availability	Whisper™ Technology	Product Code / White	List Price W - White	List Price Y - Oyster A - Almond B - Black
BATH (Soaking) Claw feet, wood frame or pedastal base available separately • Drain, supply lines and faucet available separately <i>Shipping weight: 156 lbs</i>	B	C	X	X	None	No	ERD7142 BCX XXX W	\$1,770	N/A

⚠ MUST BUY! One of the base options must be selected and purchased separately.

<ul style="list-style-type: none"> • Ball and Claw feet Era Double-Ended 6636 or 7142 		EV01959 White EV01827 Chrome EV01826 Brushed Nickel EV01829 Bright Brass	\$529 \$529 \$579 \$579
<ul style="list-style-type: none"> • Wood Frame with Legs Era 7142 only 		EV12000	\$1,245
<ul style="list-style-type: none"> • Pedestal Base (white) Era 7142 only 		EV14959	\$737

ERA DOUBLE-ENDED | ACCESSORIES

	CHROME		BRUSHED NICKEL		BRIGHT BRASS	
Freestanding Tub Faucet (for wall-mounted or freestanding)	EV19827	\$ 882	EV19826	\$ 932	EV19829	\$ 932
Freestanding Tub Supply Lines with Shutoffs	EV16827	\$ 778	EV16826	\$ 828	EV16829	\$ 828
Traditional Bath Drain —Trip-Lever	EV23827	\$ 312	EV23826	\$ 362	EV23829	\$ 362

ERA™ SLIPPER

- ERA 6032
- ERA 6934
- ACCESSORIES

Era Slipper 6934
freestanding soaker
with optional drain



ERA SLIPPER 6032 ERS6032

FREESTANDING | 60"L x 32"W x 25.8"H†

Hydrotherapy Experience	Experience	Drain	Equipment Location	Controls	Lighting Availability	Whisper™ Technology	Product Code / White	List Price W - White	List Price Y - Oyster A - Almond B - Black
BATH (Soaking) • Claw feet, drain, supply lines and faucet available separately <i>Shipping weight: 105 lbs</i>	B	U	X	X	None	No	ERS6032 BUX XXX W	\$2,187	N/A

⚠ MUST BUY!

<ul style="list-style-type: none"> • Claw feet specific to Era Slipper tub must be ordered separately 		<p>EV07959 White \$529</p> <p>EV07827 Chrome \$529</p> <p>EV07826 Brushed Nickel \$579</p> <p>EV07829 Bright Brass \$579</p>
--	--	--

†Height of Era Slipper baths measured at highest point

HYDROTHERAPY EXPERIENCE CODES:	LOCATION CODES	CONTROL CODES *	FEATURE CODES	COLOR CODES Tubs available in
<p>B = Bath Soaking</p> <p>A = Pure Air®</p> <p>W = Whirlpool</p> <p>C = Salon® Spa Combination</p>	<p>C = Center</p> <p>R = Right</p> <p>L = Left</p> <p>U = Universal</p> <p>B = Right Back</p> <p>E = Left Back</p> <p>F = Right Front</p> <p>G = Left Front</p> <p>X = Not Applicable</p>	<p>X NONE</p> <p>2 J2 Basic Control</p> <p>4 J4 Luxury Control</p> <p>5 J5 LCD Control</p> <p>* see page 1 for available control descriptions</p>	<p>CX Chromatherapy</p> <p>CH Chromatherapy and Heater</p> <p>CW Chromatherapy, Heater and Whisper</p> <p>IH Illumatherapy and Heater</p> <p>IW Illumatherapy, Heater and Whisper</p> <p>XX Not Applicable</p>	<p>W White</p> <p>Y Oyster</p> <p>A Almond</p> <p>B Black</p> <p>Replace last letter in product code with color letter. \$50 upgrade on all non-white colors.</p>

ERA™ SLIPPER

- ERA 6032
- ERA 6934
- ACCESSORIES

Era Slipper 6934 shown with claw feet in chrome. Optional faucet and supply lines.



ERA SLIPPER 6934 ERS6934

FREESTANDING | 69"L x 34"W x 25.4"H[†]

Hydrotherapy Experience	Experience	Drain	Equipment Location	Controls	Lighting Availability	Whisper™ Technology	Product Code / White	List Price W - White	List Price Y - Oyster A - Almond B - Black
BATH (Soaking) • Claw feet, drain, supply lines and faucet available separately <i>Shipping weight: 154 lbs</i>	B	U	X	X	None	No	ERS6934 BUX XXX W	\$2,473	N/A

MUST BUY!

<ul style="list-style-type: none"> • Claw feet specific to Era Slipper tub must be ordered separately 		EV07959 White EV07827 Chrome EV07826 Brushed Nickel EV07829 Bright Brass	\$529 \$529 \$579 \$579
--	--	---	--

[†]Height of Era Slipper baths measured at highest point

ERA SLIPPER | ACCESSORIES

Freestanding Tub Faucet (for wall-mounted or freestanding)	EV19827 (chrome)	\$ 882	EV19826 (brushed nickel) EV19829 (bright brass)	\$ 932
Freestanding Tub Supply Lines with Shutoffs	EV16827 (chrome)	\$ 778	EV16826 (brushed nickel) EV16829 (bright brass)	\$ 828
Traditional Bath Drain —Trip-Lever	EV23827 (chrome)	\$ 312	EV23826 (brushed nickel) EV23829 (bright brass)	\$ 362

GALLERY™

- GALLERY 7242
- ACCESSORIES



Gallery 7242 Freestanding Pure Air bath



Gallery 7242 shown with decorative ring and legs

GALLERY 7242 GLF7242

FREESTANDING | 72"L x 42"W x 20.5"H

Hydrotherapy Experience	Experience	Drain	Equipment Location	Controls	Lighting Availability	Whisper™ Technology	Product Code / White	List Price W - White	List Price Y - Oyster A - Almond B - Black
BATH (Soaking) • Freestanding acrylic skirt <i>Shipping weight: 202 lbs</i>	B	U	X	X	None	No	GLF7242 BUX XXX W	\$3,899	\$3,949
PURE AIR® • Freestanding acrylic skirt • 600w variable-speed heated air blower <i>Shipping weight: 230 lbs</i>	A	L	R blower	2	None	No	GLF7242 ALR 2XX W	\$5,499	\$5,549

OPTIONAL UPGRADES - must be ordered separately

Decorative Ring (Can be installed without legs)		GN75964 Red GN75917 Black	\$ 1650 \$ 1650
Decorative Legs (Decorative Ring must be installed and ordered separately)		GN77964 Red GN77917 Black	\$ 2100 \$ 2100

GALLERY | ACCESSORIES

	CHROME		BRUSHED NICKEL		OIL RUBBED BRONZE	
Rotary drain kit, 26" cable	HP55827	\$ 186	HP55826	\$ 236	HP55845	\$ 236
Curved pillow	C263959	WHITE \$ 65	C263958	ALMOND \$ 65	C263969	OYSTER \$ 65
Chromatherapy Light Kit	GD56000	\$349				

MORPHOSIS™

- MORPHOSIS
- ACCESSORIES



Morphosis Freestanding soaker bath



Morphosis side view

MORPHOSIS MOR7537

FREESTANDING | 74.8"L x 37.4"W x 23.2"H

Hydrotherapy Experience	Experience	Drain	Equipment Location	Controls	Lighting Availability	Whisper™ Technology	Product Code / White	List Price W - White	List Price Y - Oyster A - Almond B - Black
BATH (Soaking) • Adjustable leveling feet <i>Shipping weight: 185 lbs</i>	B	C	X	X	None	No	MOR7537 BCX XXX W	\$6,999	N/A

MORPHOSIS | ACCESSORIES

	CHROME		BRUSHED NICKEL		OIL RUBBED BRONZE	
Rotary drain kit, 26" cable	HP55827	\$ 186	HP55826	\$ 236	HP55845	\$ 236

HYDROTHERAPY EXPERIENCE CODES:

- B** = Bath Soaking
- A** = Pure Air®
- W** = Whirlpool
- C** = Salon® Spa Combination

LOCATION CODES

- C** = Center
- R** = Right
- L** = Left
- U** = Universal
- B** = Right Back
- E** = Left Back
- F** = Right Front
- G** = Left Front
- X** = Not Applicable

CONTROL CODES *

- X** NONE
- 2** J2 Basic Control
- 4** J4 Luxury Control
- 5** J5 LCD Control

* see page 1 for available control descriptions

FEATURE CODES

- CX** Chromatherapy
- CH** Chromatherapy and Heater
- CW** Chromatherapy, Heater and Whisper
- IH** Illumatherapy and Heater
- IW** Illumatherapy, Heater and Whisper
- XX** Not Applicable

COLOR CODES Tubs available in

- W** White
 - Y** Oyster
 - A** Almond
 - B** Black
- Replace last letter in product code with color letter.
\$50 upgrade on all non-white colors.

RIVA®

- RIVA 7242
- ACCESSORIES



Riva 7242 Pure Air bath



Riva 7242 shown with decorative ring and legs

RIVA 7242 RVF7242

FREESTANDING | 72"L x 42"W x 20.5"H

Hydrotherapy Experience	Experience	Drain	Equipment Location	Controls	Lighting Availability	Whisper™ Technology	Product Code / White	List Price W - White	List Price Y - Oyster A - Almond B - Black
BATH (Soaking) • Freestanding acrylic skirt <i>Shipping weight: 202 lbs</i>	B	U	X	X	None	No	RVF7242 BUX XXX W	\$3,899	\$3,949
PURE AIR® • Freestanding acrylic skirt • 600w variable-speed heated air blower <i>Shipping weight: 230 lbs</i>	A	L	R	2	None	No	RVF7242 AUX 2XX W	\$5,499	\$5,549

OPTIONAL UPGRADES - must be ordered separately

Decorative Ring (Can be installed without legs)		GN75964 Red GN75917 Black	\$ 1650 \$ 1650
Decorative Legs (Decorative Ring must be installed and ordered separately)		GN77964 Red GN77917 Black	\$ 2100 \$ 2100

RIVA | ACCESSORIES

	CHROME		BRUSHED NICKEL		OIL RUBBED BRONZE	
Rotary drain kit, 26" cable	HP55827	\$ 186	HP55826	\$ 236	HP55845	\$ 236
Curved pillow	C263959	WHITE \$ 65	C263958	ALMOND \$ 65	C263969	SILVER \$ 65
Chromatherapy Light Kit	GD56	\$349				

HYDROTHERAPY EXPERIENCE CODES:	LOCATION CODES	CONTROL CODES *	FEATURE CODES	COLOR CODES Tubs available in
B = Bath Soaking	C = Center	X NONE	CX Chromatherapy	W White
A = Pure Air®	R = Right	2 J2 Basic Control	CH Chromatherapy and Heater	Y Oyster
W = Whirlpool	L = Left	4 J4 Luxury Control	CW Chromatherapy, Heater and Whisper	A Almond
C = Salon® Spa Combination	U = Universal	5 J5 LCD Control	IH Illumatherapy and Heater	B Black
	B = Right Back		IW Illumatherapy, Heater and Whisper	Replace last letter in product code with color letter. \$50 upgrade on all non-white colors.
	E = Left Back	* see page 1 for available control descriptions	XX Not Applicable	
	F = Right Front			
	G = Left Front			
	X = Not Applicable			

RIVA 7242 | ACCESSORIES



SOAKER

- High Gloss Acrylic
- Tru-Level™ Base
- Slip resistant flooring

PURE AIR®

- High Gloss Acrylic
- Tru-Level™ Base
- Slip resistant flooring
- 600w variable speed heated air blower
- Side and TLC Air Channels
- 360° balanced air flow
- Automatic Purge (timer)
- J2 Electronic controls

WHIRLPOOL

- High Gloss Acrylic
- Tru-Level™ Base
- Slip resistant flooring
- Single-speed Motor
- J2 Electronic controls

WHIRLPOOL PLUS

- High Gloss Acrylic
- Tru-Level™ Base
- Slip resistant flooring
- Single-speed Motor
- J2 Electronic controls
- Chromatherpy lighting (1 lens)
- Additional jets

JACUZZI® BATHS: COMFORT

AMIGA®

- AMIGA 7236
- AMIGA SKIRTED
- ACCESSORIES

Amiga 7236 drop-in Whirlpool Plus



AMIGA AMI7236


DROP-IN | 72"L x 36"W x 20.75"H

Hydrotherapy Experience	Experience	Drain	Equipment Location	Controls	Lighting Availability	Heater	Product Code/ White	List Price W - White	List Price Y - Oyster A - Almond B - Black
BATH (Soaking) <i>Shipping weight: 91 lbs..</i>	B	U	X	X	None	No	AMI7236 BUX XXX W	\$829	\$879
PURE AIR® • 600w variable-speed heated air blower <i>Shipping weight: 140 lbs.</i>	A	L	R	2	None	No	AMI7236 ALR 2XX W	\$2,164	\$2,214
WHIRLPOOL • 3 TheraPro™ jets • 4 AccuPro™ jets <i>Shipping weight: 125 lbs.</i>	W	L	R	2	None	No	AMI7236 WLR 2XX W	\$2,280	\$2,330
	W	R	L	2	None	No	AMI7236 WRL 2XX W	\$2,280	\$2,330
WHIRLPOOL PLUS • 4 TheraPro™ jets • 4 AccuPro™ jets • Chromatherapy Lighting • RapidHeat™ Inline Heater <i>Shipping weight: 137 lbs.</i>	W	L	R	2	Chromatherapy	Yes	AMI7236 WLR 2CJ W	\$2,838	\$2,888
	W	R	L	2	Chromatherapy	Yes	AMI7236 WRL 2CJ W	\$2,838	\$2,888
	W	L	F Right Front	2	Chromatherapy	Yes	AMI7236 WLF 2CJ W	\$3,013	\$3,063
	W	R	G Left Front	2	Chromatherapy	Yes	AMI7236 WRG 2CJ W	\$3,013	\$3,063
	W	L	B Right Back	2	Chromatherapy	Yes	AMI7236 WLB 2CJ W	\$3,013	\$3,063
	W	R	E Left Back	2	Chromatherapy	Yes	AMI7236 WRE 2CJ W	\$3,013	\$3,063

BATH: COMFORT

HYDROTHERAPY EXPERIENCE CODES:	EQUIPMENT LOCATION CODES	CONTROL CODES *	FEATURE CODES	COLOR CODES Tubs available in
B = Soaker	C = Center	X NONE	CJ Chromatherapy, Heater and additional Jets	W White
A = Pure Air®	R =Right	2 J2 Basic Control	XX Not Applicable	Y Oyster
W = Whirlpool	L =Left			A Almond
	U = Universal			B Black
	B =Right Back			Replace last letter in product code with color letter.
	E =Left Back			\$50 upgrade on all non-white colors.
	F =Right Front	* see page 1		
	G =Left Front	for available control descriptions		
	X = Not Applicable			

AMIGA SKIRTED AMS7236

 SKIRTED | 72"L x 36"W x 20.75"H

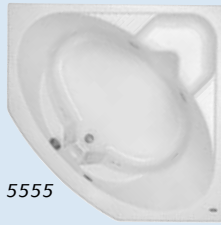
Hydrotherapy Experience	Experience	Drain	Equipment Location	Controls	Lighting Availability	Heater	Product Code / White	List Price W - White	List Price Y - Oyster A - Almond B - Black
BATH (Soaking) • Integral skirt with built-in tile flange <i>Shipping weight: 129 lbs.</i>	B	L	X	X	None	No	AMS7236 BLX XXX W	\$1,514	\$1,564
	B	R	X	X	None	No	AMS7236 BRX XXX W	\$1,514	\$1,564
WHIRLPOOL • 3 TheraPro™ jets • 4 AccuPro™ jets • Integral skirt with built-in tile flange <i>Shipping weight: 163 lbs.</i>	W	L	R	2	None	No	AMS7236 WLR 2XX W	\$3,041	\$3,091
	W	R	L	2	None	No	AMS7236 WRL 2XX W	\$3,041	\$3,091

AMIGA | ACCESSORIES


	CHROME		BRUSHED NICKEL		OIL RUBBED BRONZE	
Trim kit: 4 TheraPro jet rings (all whirlpools)	GU44827	\$ 60	GU44826	\$ 70	GU44845	\$ 70
Trim kit: 2 AccuPro jet rings (all whirlpools - 2 kits required)	GU45827	\$ 40	GU45826	\$ 50	GU45845	\$ 50
Trim kit: 4 TheraPro jet rings (Whirlpool Plus models)	D095827	\$ 159	D095826	\$ 209	D095845	\$ 209
Trim kit: 2 AccuPro jet rings (Whirlpool Plus models - 2 kits needed)	P556827	\$ 80	P556826	\$ 130	P556845	\$ 130
Rotary drain kit, 26" cable	HP55827	\$ 186	HP55826	\$ 236	HP55845	\$ 236
Optional skirt, 72"L x 20" H	F958959	WHITE \$ 387	F958958 F958969 F958917	ALMOND \$432 OYSTER \$432 BLACK \$432		
Curved pillow	C263959	WHITE \$ 65	C263958 C263969	ALMOND \$65 OYSTER \$65		
RapidHeat in-line heater (whirlpools only)	S750000	\$ 349				
Tile flange kit	5817000	\$ 69				
Chromatherapy Light Kit	GD56000	\$ 349				

CAPELLA®


- CAPELLA 5555
- CAPELLA 6060
- CAPELLA 5555 SKIRTED
- CAPELLA 6060 SKIRTED
- ACCESSORIES



Capella 5555



Capella 6060



Capella 6060 skirted

CAPELLA 5555 CAP5555



DROP-IN | 55"L x 55"W x 20.25"H

Hydrotherapy Experience	Experience	Drain	Equipment Location	Controls	Lighting Availability	Heater	Product Code/ White	List Price W - White	List Price Y - Oyster A - Almond B - Black
BATH (Soaking) • Integral seat <i>Shipping weight: 194 lbs.</i>	B	C	X	X	None	No	CAP5555 BCX XXX W	\$1,161	\$1,211
WHIRLPOOL • Integral seat • 4 TheraPro™ jets • 3 AccuPro™ jets <i>Shipping weight: 233 lbs.</i>	W	C	R	2	None	No	CAP5555 WCR 2XX W	\$2,393	\$2,443

CAPELLA 6060 CAP6060




DROP-IN | 60"L x 60"W x 20.5"H

Hydrotherapy Experience	Experience	Drain	Equipment Location	Controls	Lighting Availability	Heater	Product Code/ White	List Price W - White	List Price Y - Oyster A - Almond B - Black
BATH (Soaking) <i>Shipping weight: 167 lbs.</i>	B	C	X	X	None	No	CAP6060 BCX XXX W	\$1,265	\$1,315
PURE AIR® • 600w variable-speed heated air blower <i>Shipping weight: 180 lbs.</i>	A	C	R	2	None	No	CAP6060 ACR 2XX W	\$2,561	\$2,611
WHIRLPOOL • 4 TheraPro™ jets • 3 AccuPro™ jets <i>Shipping weight: 204 lbs.</i>	W	C	R	2	None	No	CAP6060 WCR 2XX W	\$2,627	\$2,677
	W	C	L	2	None	No	CAP6060 WCL 2XX W	\$2,627	\$2,677
	W	C	G Left Front	2	None	No	CAP6060 WCG 2XX W	\$2,802	\$2,852
WHIRLPOOL PLUS • 4 TheraPro™ jets • 5 AccuPro™ jets • Chromatherapy Lighting • RapidHeat™ Inline Heater <i>Shipping weight: 150 lbs.</i>	W	C	R	2	Chromatherapy	Yes	CAP6060 WCR 2CJ W	\$3,177	\$3,227
	W	C	L	2	Chromatherapy	Yes	CAP6060 WCL 2CJ W	\$3,177	\$3,227

BATH: COMFORT


HYDROTHERAPY EXPERIENCE CODES:	EQUIPMENT LOCATION CODES	CONTROL CODES *	FEATURE CODES	COLOR CODES Tubs available in
B = Soaker A = Pure Air® W = Whirlpool	C = Center R =Right L =Left U = Universal B =Right Back E =Left Back F =Right Front G =Left Front X = Not Applicable	X NONE 2 J2 Basic Control * see page 1 for available control descriptions	CJ Chromatherapy, Heater and additional Jets XX Not Applicable	W White Y Oyster A Almond B Black Replace last letter in product code with color letter. \$50 upgrade on all non-white colors.

CAPELLA 5555 SKIRTED CPS5555

 SKIRTED | 55"L x 55"W x 20.25"H

Hydrotherapy Experience	Experience	Drain	Equipment Location	Controls	Lighting Availability	Heater	Product Code/ White	List Price W - White	List Price Y - Oyster A - Almond B - Black
BATH (Soaking) • Integral skirt with built-in tile flange <i>Shipping weight: 130 lbs.</i>	B	C	X	X	None	No	CPS5555 BCX XXX W	\$1,732	\$1,782
WHIRLPOOL • 4 TheraPro™ jets • 3 AccuPro™ jets • Integral skirt with built-in tile flange <i>Shipping weight: 155 lbs.</i>	W	C	R	2	None	No	CPS5555 WCR 2XX W	\$3,138	\$3,188

CAPELLA 6060 SKIRTED CPS6060

 SKIRTED | 60"L x 60"W x 20.5"H

Hydrotherapy Experience	Experience	Drain	Equipment Location	Controls	Lighting Availability	Heater	Product Code/ White	List Price W - White	List Price Y - Oyster A - Almond B - Black
BATH (Soaking) • Integral skirt with built-in tile flange <i>Shipping weight: 177 lbs.</i>	B	C	X	X	None	No	CPS6060 BCX XXX W	\$1,792	\$1,842
WHIRLPOOL • 4 TheraPro™ jets • 3 AccuPro™ jets <i>Shipping weight: 204 lbs.</i>	W	C	R	2	None	No	CPS6060 WCR 2XX W	\$3,201	\$3,251
WHIRLPOOL PLUS • 4 TheraPro™ jets • 5 AccuPro™ jets • Chromatherapy Lighting • RapidHeat™ Inline Heater • Integral skirt with built-in tile flange <i>Shipping weight: 160 lbs.</i>	W	C	F Right Front	2	Chromatherapy	Yes	CPS6060 WCF 2CJ W	\$3,751	\$3,801

HYDROTHERAPY EXPERIENCE CODES:	EQUIPMENT LOCATION CODES	CONTROL CODES *	FEATURE CODES	COLOR CODES Tubs available in
B = Soaker	C = Center	X NONE	CJ Chromatherapy, Heater and additional Jets	W White
A = Pure Air®	R =Right	2 J2 Basic Control	XX Not Applicable	Y Oyster
W = Whirlpool	L =Left			A Almond
	U = Universal			B Black
	B =Right Back			
	E =Left Back			
	F =Right Front	* see page 1		
	G =Left Front	for available control		
	X = Not Applicable	descriptions		

Replace last letter in product code with color letter.
\$50 upgrade on all non-white colors.

CAPELLA | ACCESSORIES

	CHROME		BRUSHED NICKEL		OIL RUBBED BRONZE	
Trim kit: 4 TheraPro jet rings (all whirlpools)	GU44827	\$ 60	GU44826	\$ 70	GU44845	\$ 70
Trim kit: 2 AccuPro jet rings (all whirlpools - 2 kits required)	GU45827	\$ 40	GU45826	\$ 50	GU45845	\$ 50
Trim kit: 4 TheraPro jet rings (Whirlpool Plus models)	D095827	\$ 159	D095826	\$ 209	D095845	\$ 209
Trim kit: 2 AccuPro jet rings (Whirlpool Plus models - 2 kits required)	P556827	\$ 80	P556826	\$ 130	P556845	\$ 130
Rotary drain kit, 26" cable	HP55827	\$ 186	HP55826	\$ 236	HP55845	\$ 236
Optional skirt, Capella 5555 (C800 and 9590 only)	9917959	WHITE \$700	9917958 9917969 9917917	ALMOND \$745 OYSTER \$745 BLACK \$745		
Curved pillow	C263959	WHITE \$ 65	C263958 C263969	ALMOND \$65 OYSTER \$65		
RapidHeat in-line heater (whirlpools only)	S750000	\$ 363				
Tile flange kit	5817000	\$ 69				
Chromatherapy Light Kit	GD56000	\$ 349				

CETRA®

- CETRA 6032
- CETRA 6036
- CETRA 6032 SKIRTED
- CETRA 6036 SKIRTED
- ACCESSORIES

Cetra 536 drop-in
Whirlpool Plus



CETRA 6032

DROP-IN | 60"L x 32"W x 21.25"H

CET6032

Hydrotherapy Experience	Experience	Drain	Equipment Location	Controls	Lighting Availability	Heater	Product Code/ White	List Price W - White	List Price Y - Oyster A - Almond B - Black
BATH (Soaking) <i>Shipping weight: 77 lbs.</i>	B	U	X	X	None	No	CET6032 BUX XXX W	\$860	\$910
PURE AIR® • 600w variable-speed heated air blower <i>Shipping weight: 114 lbs.</i>	A	L	R	2	None	No	CET6032 ALR 2XX W	\$1,740	\$1,790
WHIRLPOOL • 4 TheraPro™ jets • 4 AccuPro™ jets <i>Shipping weight: 112 lbs.</i>	W	L	R	2	None	No	CET6032 WLR 2XX W	\$1,851	\$1,901
	W	R	L	2	None	No	CET6032 WRL 2XX W	\$1,851	\$1,901
WHIRLPOOL PLUS • 4 TheraPro™ jets • 5 AccuPro™ jets • Chromatherapy Lighting • RapidHeat™ Inline Heater <i>Shipping weight: 112 lbs.</i>	W	L	R	2	Chromatherapy	Yes	CET6032 WLR 2CJ W	\$2,401	\$2,451
	W	R	L	2	Chromatherapy	Yes	CET6032 WRL 2CJ W	\$2,401	\$2,451

CETRA 6036


DROP-IN | 60"L x 36"W x 21.25"H

CET6036

Hydrotherapy Experience	Experience	Drain	Equipment Location	Controls	Lighting Availability	Heater	Product Code/ White	List Price W - White	List Price Y - Oyster A - Almond B - Black
BATH (Soaking) <i>Shipping weight: 75 lbs.</i>	B	U	X	X	None	No	CET6036 BUX XXX W	\$829	\$879
PURE AIR® • 600w variable-speed heated air blower <i>Shipping weight: 124 lbs.</i>	A	L	R	2	None	No	CET6036 ALR 2XX W	\$1,740	\$1,790
WHIRLPOOL • 4 TheraPro™ jets • 4 AccuPro™ jets <i>Shipping weight: 110 lbs.</i>	W	L	R	2	None	No	CET6036 WLR 2XX W	\$2,010	\$2,060
	W	R	L	2	None	No	CET6036 WRL 2XX W	\$2,010	\$2,060
WHIRLPOOL PLUS • 4 TheraPro™ jets • 5 AccuPro™ jets • Chromatherapy Lighting • RapidHeat™ Inline Heater <i>Shipping weight: 110 lbs.</i>	W	L	R	2	Chromatherapy	Yes	CET6036 WLR 2CJ W	\$2,560	\$2,610
	W	R	L	2	Chromatherapy	Yes	CET6036 WRL 2CJ W	\$2,560	\$2,610

HYDROTHERAPY EXPERIENCE CODES:	EQUIPMENT LOCATION CODES	CONTROL CODES *	FEATURE CODES	COLOR CODES Tubs available in
B = Soaker	C = Center	X NONE	CJ Chromatherapy, Heater and additional Jets	W White
A = Pure Air®	R =Right	2 J2 Basic Control	XX Not Applicable	Y Oyster
W = Whirlpool	L =Left			A Almond
	U = Universal			B Black
	B =Right Back			
	E =Left Back			
	F =Right Front	* see page 1		Replace last letter in product code with color letter.
	G =Left Front	for available control descriptions		\$50 upgrade on all non-white colors.
	X = Not Applicable			


CETRA 6032 SKIRTED

 SKIRTED | 60"L x 32"W x 20.5"H

CTS6032

Hydrotherapy Experience	Experience	Drain	Equipment Location	Controls	Lighting Availability	Heater	Product Code/ White	List Price	
								W - White	Y - Oyster A - Almond B - Black
BATH (Soaking) • Integral skirt with built-in tile flange <i>Shipping weight: 91 lbs.</i>	B	L	X	X	None	No	CTS6032 BLX XXX W	\$1,121	\$1,171
	B	R	X	X	None	No	CTS6032 BRX XXX W	\$1,121	\$1,171
WHIRLPOOL • 4 TheraPro™ jets • 2 AccuPro™ jets • Integral skirt with built-in tile flange <i>Shipping weight: 135 lbs.</i>	W	L	R	2	None	No	CTS6032 WLR 2XX W	\$1,914	\$1,964
	W	R	L	2	None	No	CTS6032 WRL 2XX W	\$1,914	\$1,964

CETRA 6036 SKIRTED

 SKIRTED | 60"L x 36"W x 21.25"H

CTS6036

Hydrotherapy Experience	Experience	Drain	Equipment Location	Controls	Lighting Availability	Heater	Product Code/ White	List Price	
								W - White	Y - Oyster A - Almond B - Black
BATH (Soaking) • Integral skirt with built-in tile flange <i>Shipping weight: 75 lbs.</i>	B	L	X	X	None	No	CTS6036 BLX XXX W	\$1,151	\$1,201
	B	R	X	X	None	No	CTS6036 BRX XXX W	\$1,151	\$1,201
WHIRLPOOL • 4 TheraPro™ jets • 2 AccuPro™ jets • Integral skirt with built-in tile flange <i>Shipping weight: 110 lbs.</i>	W	L	R	2	None	No	CTS6036 WLR 2XX W	\$2,137	\$2,187
	W	R	L	2	None	No	CTS6036 WRL 2XX W	\$2,137	\$2,187
WHIRLPOOL PLUS • 4 TheraPro™ jets • 5 AccuPro™ jets • Chromatherapy Lighting • RapidHeat™ Inline Heater • Integral skirt with built-in tile flange <i>Shipping weight: 110 lbs.</i>	W	L	R	2	Chromatherapy	Yes	CTS6036 WLR 2CJ W	\$2,687	\$2,737
	W	R	L	2	Chromatherapy	Yes	CTS6036 WRL 2CJ W	\$2,687	\$2,737

BATH: COMFORT

HYDROTHERAPY EXPERIENCE CODES:	EQUIPMENT LOCATION CODES	CONTROL CODES *	FEATURE CODES	COLOR CODES Tubs available in
B = Soaker	C = Center	X NONE	CJ Chromatherapy, Heater and additional Jets	W White
A = Pure Air®	R =Right	2 J2 Basic Control	XX Not Applicable	Y Oyster
W = Whirlpool	L =Left			A Almond
	U = Universal			B Black
	B =Right Back			Replace last letter in product code with color letter.
	E =Left Back	* see page 1		\$50 upgrade on all non-white colors.
	F =Right Front	for available control descriptions		
	G =Left Front			
	X = Not Applicable			

CETRA | ACCESSORIES

	CHROME		BRUSHED NICKEL		OIL RUBBED BRONZE	
Trim kit: 4 TheraPro jet rings (all whirlpools)	GU44827	\$ 60	GU44826	\$ 70	GU44845	\$ 70
Trim kit: 2 AccuPro jet rings (all whirlpools)	GU45827	\$ 40	GU45826	\$ 50	GU45845	\$ 50
Trim kit: 4 TheraPro jet rings (Whirlpool Plus models)	D095827	\$ 159	D095826	\$ 209	D095845	\$ 209
Trim kit: 2 AccuPro jet rings (Whirlpool Plus models - 2 or 3 kits required)	P556827	\$ 80	P556826	\$ 130	P556845	\$ 130
Rotary drain kit, 26" cable	HP55827	\$ 186	HP55826	\$ 236	HP55845	\$ 236
Optional skirt, 60" L x 21"H	F955959	WHITE \$306	F955958 F955969 F955917	ALMOND \$351 OYSTER \$351 BLACK \$351		
Straight pillow	C262959	WHITE \$ 65	C262958 C262969	ALMOND \$65 OYSTER \$65		
RapidHeat in-line heater (whirlpools only)	S750000	\$ 349				
Tile flange kit	5817000	\$ 69				
Chromatherapy Light Kit	GD56000	\$ 349				

GALLERY™

- GALLERY 6243
- GALLERY 7242
- ACCESSORIES

Gallery 7242 Whirlpool Plus



GALLERY 6243



DROP-IN or UNDERMOUNT | 62"L x 43"W x 19"H

GAL6243

Hydrotherapy Experience	Experience	Drain	Equipment Location	Controls	Lighting Availability	Heater	Product Code / White	List Price W - White	List Price Y - Oyster A - Almond B - Black
BATH (Soaking) <i>Shipping weight: 71 lbs.</i>	B	U	X	X	None	No	GAL6243 BUX XXX W	\$809	\$859
PURE AIR® • 600w variable-speed heated air blower <i>Shipping weight: 130 lbs.</i>	A	L	R	2	None	No	GAL6243 ALR 2XX W	\$1,973	\$2,023
WHIRLPOOL • 4 TheraPro™ jets • 1 AccuPro™ jets <i>Shipping weight: 118 lbs.</i>	W	L	R	2	None	No	GAL6243 WLR 2XX W	\$2,074	\$2,124
	W	R	L	2	None	No	GAL6243 WRL 2XX W	\$2,074	\$2,124
WHIRLPOOL PLUS • 4 TheraPro™ jets • 4 AccuPro™ jets • Chromatherapy Lighting • RapidHeat™ Inline Heater <i>Shipping weight: 116 lbs.</i>	W	L	R	2	Chromatherapy	Yes	GAL6243 WLR 2CJ W	\$2,624	\$2,674
	W	R	L	2	Chromatherapy	Yes	GAL6243 WRL 2CJ W	\$2,624	\$2,674

GALLERY 7242



DROP-IN or UNDERMOUNT | 72"L x 42"W x 20.5"H

GAL7242

Hydrotherapy Experience	Experience	Drain	Equipment Location	Controls	Lighting Availability	Heater	Product Code / White	List Price W - White	List Price Y - Oyster A - Almond B - Black
BATH (Soaking) <i>Shipping weight: 100 lbs.</i>	B	U	X	X	None	No	GAL7242 BUX XXX W	\$954	\$1,004
PURE AIR® • 600w variable-speed heated air blower <i>Shipping weight: 150 lbs.</i>	A	L	R	2	None	No	GAL7242 ALR 2XX W	\$2,323	\$2,373
WHIRLPOOL • 4 TheraPro™ jets • 3 AccuPro™ jets <i>Shipping weight: 167 lbs.</i>	W	L	R	2	None	No	GAL7242 WLR 2XX W	\$2,445	\$2,495
	W	R	L	2	None	No	GAL7242 WRL 2XX W	\$2,445	\$2,495
WHIRLPOOL PLUS • 4 TheraPro™ jets • 5 AccuPro™ jets • Chromatherapy Lighting • RapidHeat™ Inline Heater <i>Shipping weight: 129 lbs.</i>	W	L	R	2	Chromatherapy	Yes	GAL7242 WLR 2CJ W	\$2,995	\$3,045
	W	R	L	2	Chromatherapy	Yes	GAL7242 WRL 2CJ W	\$2,995	\$3,045

HYDROTHERAPY EXPERIENCE CODES:	EQUIPMENT LOCATION CODES	CONTROL CODES *	FEATURE CODES	COLOR CODES Tubs available in
B = Soaker	C = Center	X NONE	CJ Chromatherapy, Heater and additional Jets	W White
A = Pure Air®	R =Right	2 J2 Basic Control	XX Not Applicable	Y Oyster
W = Whirlpool	L =Left			A Almond
	U = Universal			B Black
	B =Right Back			Replace last letter in product code with color letter.
	E =Left Back	* see page 1		\$50 upgrade on all non-white colors.
	F =Right Front	for available control descriptions		
	G =Left Front			
	X = Not Applicable			

GALLERY 7242 ALSO AVAILABLE AS A FREESTANDING SOAKING BATH AND PURE AIR. SEE PAGE 52

GALLERY | ACCESSORIES

	CHROME		BRUSHED NICKEL		OIL RUBBED BRONZE	
Trim kit: 4 TheraPro jet rings (all whirlpools)	GU44827	\$ 60	GU44826	\$ 70	GU44845	\$ 70
Trim kit: 2 AccuPro jet rings (all whirlpools - 1 or 2 kits required)	GU45827	\$ 40	GU45826	\$ 50	GU45845	\$ 50
Trim kit: 4 TheraPro jet rings (Whirlpool Plus models)	D095827	\$ 159	D095826	\$ 209	D095845	\$ 209
Trim kit: 2 AccuPro jet rings (Whirlpool Plus models - 2 or 3 kits required)	P556827	\$ 80	P556826	\$ 130	P556845	\$ 130
Rotary drain kit, 26" cable	HP55827	\$ 186	HP55826	\$ 236	HP55845	\$ 236
Curved pillow	C263959	WHITE \$ 65	C263958 C263969	ALMOND \$65 OYSTER \$65		
RapidHeat in-line heater (whirlpools only)	S750000	\$ 349				
Chromatherapy Light Kit	GD56000	\$ 349				

LUNA™

- LUNA
- ACCESSORIES

Luna Whirlpool Plus



LUNA 7242



DROP-IN | 72"L x 42"W x 23"H

LUN7242

Hydrotherapy Experience	Experience	Drain	Equipment Location	Controls	Lighting Availability	Heater	Product Code/ White	List Price W - White	List Price Y - Oyster A - Almond B - Black
BATH (Soaking) <i>Shipping weight: 114 lbs.</i>	B	C	X	X	None	No	LUN7242 BCX XXX W	\$976	\$1,026
PURE AIR® • 600w variable-speed heated air blower <i>Shipping weight: 168 lbs.</i>	A	C	R	2	None	No	LUN7242 ACR 2XX W	\$2,256	\$2,306
WHIRLPOOL • 4 TheraPro™ jets • 2 AccuPro™ jets <i>Shipping weight: 163 lbs.</i>	W	C	R	2	None	No	LUN7242 WCR 2XX W	\$2,052	\$2,102
	W	C	L	2	None	No	LUN7242 WCL 2XX W	\$2,052	\$2,102
WHIRLPOOL PLUS • 4 TheraPro™ jets • 4 AccuPro™ jets • Chromatherapy Lighting • RapidHeat™ Inline Heater <i>Shipping weight: 163 lbs.</i>	W	C	R	2	Chromatherapy	Yes	LUN7242 WCR 2CJ W	\$2,602	\$2,652
	W	C	L	2	Chromatherapy	Yes	LUN7242 WCL 2CJ W	\$2,602	\$2,652

HYDROTHERAPY EXPERIENCE CODES:	EQUIPMENT LOCATION CODES	CONTROL CODES *	FEATURE CODES	COLOR CODES Tubs available in
B = Soaker A = Pure Air® W = Whirlpool	C = Center R =Right L =Left U = Universal B =Right Back E =Left Back F =Right Front G =Left Front X = Not Applicable	X NONE 2 J2 Basic Control * see page 1 for available control descriptions	CJ Chromatherapy, Heater and additional Jets XX Not Applicable	W White Y Oyster A Almond B Black Replace last letter in product code with color letter. \$50 upgrade on all non-white colors.

LUNA | ACCESSORIES

	CHROME		BRUSHED NICKEL		OIL RUBBED BRONZE	
Trim kit: 4 TheraPro jet rings (all whirlpools)	GU44 827	\$ 60	GU44 826	\$ 70	GU44 845	\$ 70
Trim kit: 2 AccuPro jet rings (all whirlpools)	GU45 827	\$ 40	GU45 826	\$ 50	GU45 845	\$ 50
Trim kit: 4 TheraPro jet rings (Whirlpool Plus models)	D095 827	\$ 159	D095 826	\$ 209	D095 845	\$ 209
Trim kit: 2 AccuPro jet rings (Whirlpool Plus models - 2 kits required)	P556 827	\$ 80	P556 826	\$ 130	P556 845	\$ 130
Rotary drain kit, 26" cable	HP55 827	\$ 186	HP55 826	\$ 236	HP55 845	\$ 236
Curved pillow	C263 959	WHITE \$ 65	C263 958 C263 969	ALMOND \$65 OYSTER \$65		
RapidHeat in-line heater (whirlpools only)	S750 000	\$ 349				
Chromatherapy Light Kit	GD56 000	\$ 349				

LUXURA®

- LUXURA 6032
- LUXURA 6634
- LUXURA 6030 SKIRTED
- LUXURA 6032 SKIRTED
- ACCESSORIES

Luxura 6634 whirlpool



LUXURA 6032 LUX6032

ALCOVE | 60"L x 32"W x 20.25"H

Hydrotherapy Experience	Experience	Drain	Equipment Location	Controls	Lighting Availability	Heater	Product Code/ White	List Price W - White	List Price Y - Oyster A - Almond B - Black
BATH (Soaking) • 3 sided built-in tile flange <i>Shipping weight: 75 lbs.</i>	B	L	X	X	None	No	LUX6032 BLX XXX W	\$860	\$910
	B	R	X	X	None	No	LUX6032 BRX XXX W	\$860	\$910
WHIRLPOOL • 4 TheraPro™ jets • 2 AccuPro™ jets • 3 sided built-in tile flange <i>Shipping weight: 100 lbs.</i>	W	L	R	2	None	No	LUX6032 WLR 2XX W	\$2,090	\$2,140
	W	R	L	2	None	No	LUX6032 WRL 2XX W	\$2,090	\$2,140

LUXURA 6634 LUX6634


DROP-IN | 66"L x 34"W x 20"H

Hydrotherapy Experience	Experience	Drain	Equipment Location	Controls	Lighting Availability	Heater	Product Code/ White	List Price W - White	List Price Y - Oyster A - Almond B - Black
BATH (Soaking) <i>Shipping weight: 85 lbs.</i>	B	U	X	X	None	No	LUX6634 BUX XXX W	\$903	\$953
WHIRLPOOL • 4 TheraPro™ jets • 2 AccuPro™ jets <i>Shipping weight: 110 lbs.</i>	W	L	R	2	None	No	LUX6634 WLR 2XX W	\$2,117	\$2,167
	W	R	L	2	None	No	LUX6634 WRL 2XX W	\$2,117	\$2,167

BATH: COMFORT

HYDROTHERAPY EXPERIENCE CODES:	EQUIPMENT LOCATION CODES	CONTROL CODES *	FEATURE CODES	COLOR CODES Tubs available in
B = Soaker A = Pure Air® W = Whirlpool	C = Center R =Right L =Left U = Universal B =Right Back E =Left Back F =Right Front G =Left Front X = Not Applicable	X NONE 2 J2 Basic Control * see page 1 for available control descriptions	CJ Chromatherapy, Heater and additional Jets XX Not Applicable	W White Y Oyster A Almond B Black Replace last letter in product code with color letter. \$50 upgrade on all non-white colors.


LUXURA 6030 SKIRTED

 SKIRTED | 60"L x 30"W x 20.25"H

LXS6030

Hydrotherapy Experience	Experience	Drain	Equipment Location	Controls	Lighting Availability	Heater	Product Code/ White	List Price W - White	List Price Y - Oyster A - Almond B - Black
BATH (Soaking) • Integral skirt with built-in tile flange <i>Shipping weight: 136 lbs</i>	B	L	X	X	None	No	LXS6030 BLX XXX W	\$912	\$962
	B	R	X	X	None	No	LXS6030 BRX XXX W	\$912	\$962
WHIRLPOOL • 4 TheraPro™ jets • 2 AccuPro™ jets • Integral skirt with built-in tile flange <i>Shipping weight: 115 lbs</i>	W	L	R	2	None	No	LXS6030 WLR 2XX W	\$2,052	\$2,102
	W	R	L	2	None	No	LXS6030 WRL 2XX W	\$2,052	\$2,102

LUXURA 6032 SKIRTED

 SKIRTED | 60"L x 32"W x 20.25"H

LXS6032

Hydrotherapy Experience	Experience	Drain	Equipment Location	Controls	Lighting Availability	Heater	Product Code/ White	List Price W - White	List Price Y - Oyster A - Almond B - Black
BATH (Soaking) • Integral skirt with built-in tile flange <i>Shipping weight: 95 lbs.</i>	B	L	X	X	None	No	LXS6032 BLX XXX W	\$912	\$962
	B	R	X	X	None	No	LXS6032 BRX XXX W	\$912	\$962
PURE AIR® • 600w variable-speed heated air blower • Integral skirt with built-in tile flange <i>Shipping weight: 136 lbs.</i>	A	L	R	2	None	No	LXS6032 ALR 2XX W	\$2,050	\$2,100
	A	R	L	2	None	No	LXS6032 ARL 2XX W	\$2,050	\$2,100
WHIRLPOOL • 4 TheraPro™ jets • 2 AccuPro™ jets • Integral skirt with built-in tile flange <i>Shipping weight: 120 lbs.</i>	W	L	R	2	None	No	LXS6032 WLR 2XX W	\$1,989	\$2,039
	W	R	L	2	None	No	LXS6032 WRL 2XX W	\$1,989	\$2,039
WHIRLPOOL PLUS • 4 TheraPro™ jets • 4 AccuPro™ jets • Chromatherapy Lighting • RapidHeat™ Inline Heater • Integral skirt with built-in tile flange <i>Shipping weight: 120 lbs.</i>	W	L	R	2	Chromatherapy	Yes	LXS6032 WLR 2CJ W	\$2,701	\$2,751
	W	R	L	2	Chromatherapy	Yes	LXS6032 WRL 2CJ W	\$2,701	\$2,751

HYDROTHERAPY EXPERIENCE CODES:	EQUIPMENT LOCATION CODES	CONTROL CODES *	FEATURE CODES	COLOR CODES Tubs available in
B = Soaker A = Pure Air® W = Whirlpool	C = Center R =Right L =Left U = Universal B =Right Back E =Left Back F =Right Front G =Left Front X = Not Applicable	X NONE 2 J2 Basic Control * see page 1 for available control descriptions	CJ Chromatherapy, Heater and additional Jets XX Not Applicable	W White Y Oyster A Almond B Black Replace last letter in product code with color letter. \$50 upgrade on all non-white colors.

LUXURA | ACCESSORIES

	CHROME		BRUSHED NICKEL		OIL RUBBED BRONZE	
Trim kit: 4 TheraPro jet rings (all whirlpools)	GU44827	\$ 60	GU44826	\$ 70	GU44845	\$ 70
Trim kit: 2 AccuPro jet rings (all whirlpools)	GU45827	\$ 40	GU45826	\$ 50	GU45845	\$ 50
Trim kit: 4 TheraPro jet rings (Whirlpool Plus models)	D095827	\$ 159	D095826	\$ 209	D095845	\$ 209
Trim kit: 2 AccuPro jet rings (Whirlpool Plus models - 2 kits required)	P556827	\$ 80	P556826	\$ 130	P556845	\$ 130
Rotary drain kit, 26" cable	HP55827	\$ 186	HP55826	\$ 236	HP55845	\$ 236
Optional skirt, 60" L x 20"H (for Luxura 6032)	F954959	WHITE \$306	F954958 F954969 F954917	ALMOND \$351 OYSTER \$351 BLACK \$351		
Optional skirt, 66" L x 20"H (for Luxura 6634)	F956959	WHITE \$345	F956958 F956969 F956917	ALMOND \$390 OYSTER \$390 BLACK \$390		
Curved pillow	C263959	WHITE \$ 65	C263958 C263969	ALMOND \$65 OYSTER \$65		
RapidHeat in-line heater (whirlpools only)	S750000	\$ 349				
Tile flange kit	5817000	\$ 69				
Chromatherapy Light Kit	GD56000	\$ 349				

MAJORA®

- MAJORA SKIRTED
- ACCESSORIES

Majora Whirlpool



MAJORA 7242 SKIRTED MJS7242

SKIRTED | 72"L x 42"W x 19.75"H

Hydrotherapy Experience	Experience	Drain	Equipment Location	Controls	Lighting Availability	Heater	Product Code/ White	List Price W - White	List Price Y - Oyster A - Almond B - Black
BATH (Soaking) • 2 clear acrylic handrails • Integral skirt with built-in tile flange <i>Shipping weight: 120 lbs.</i>	B	L	X	X	None	No	MJS7242 BLX XXX W	\$1,483	\$1,533
	B	R	X	X	None	No	MJS7242 BRX XXX W	\$1,483	\$1,533
WHIRLPOOL • 4 TheraPro™ jets • 2 AccuPro™ jets • 2 clear acrylic handrails • Integral skirt with built-in tile flange <i>Shipping weight: 134 lbs.</i>	W	L	R	2	None	No	MJS7242 WLR 2XX W	\$2,989	\$3,039
	W	R	L	2	None	No	MJS7242 WRL 2XX W	\$2,989	\$3,039

MAJORA | ACCESSORIES

	CHROME		BRUSHED NICKEL		OIL RUBBED BRONZE	
Trim kit: 4 TheraPro jet rings (all whirlpools - 2 kits required)	GU44827	\$ 60	GU44826	\$ 70	GU44845	\$ 70
Trim kit: 2 AccuPro jet rings (all whirlpools)	GU45827	\$ 40	GU45826	\$ 50	GU45845	\$ 50
Rotary drain kit, 26" cable	HP55827	\$ 186	HP55826	\$ 236	HP55845	\$ 236
Curved pillow	C263959	WHITE \$ 65	C263958 C263969	ALMOND \$65 OYSTER \$65		
RapidHeat in-line heater (whirlpools only)	S750000	\$ 349				
Chromatherapy Light Kit	GD56000	\$ 349				

MITO™

- MITO 6042
- MITO 7242
- ACCESSORIES

Mito 7242
Whirlpool Plus



MITO 6042

DROP-IN | 60"L x 42"W x 21"H

MIT6042

Hydrotherapy Experience	Experience	Drain	Equipment Location	Controls	Lighting Availability	Heater	Product Code/ White	List Price W - White	List Price Y - Oyster A - Almond B - Black
BATH (Soaking) <i>Shipping weight: 96 lbs.</i>	B	C	X	X	None	No	MIT6042 BCX XXX W	\$787	\$837
PURE AIR® • 600w variable-speed heated air blower <i>Shipping weight: 139 lbs.</i>	A	C	R	2	None	No	MIT6042 ACR 2XX W	\$1,934	\$1,984
WHIRLPOOL • 4 TheraPro™ jets • 2 AccuPro™ jets <i>Shipping weight: 120 lbs.</i>	W	C	L	2	None	No	MIT6042 WCL 2XX W	\$2,052	\$2,102
	W	C	R	2	None	No	MIT6042 WCR 2XX W	\$2,052	\$2,102
WHIRLPOOL PLUS • 4 TheraPro™ jets • 4 AccuPro™ jets • Chromatherapy Lighting • RapidHeat™ Inline Heater <i>Shipping weight: 120 lbs.</i>	W	C	L	2	Chromatherapy	Yes	MIT6042 WCL 2CJ W	\$2,602	\$2,652
	W	C	R	2	Chromatherapy	Yes	MIT6042 WCR 2CJ W	\$2,602	\$2,652

MITO 7242

DROP-IN | 72"L x 42"W x 21.5"H

MIT7242

Hydrotherapy Experience	Experience	Drain	Equipment Location	Controls	Lighting Availability	Heater	Product Code/ White	List Price W - White	List Price Y - Oyster A - Almond B - Black
BATH (Soaking) <i>Shipping weight: 116 lbs.</i>	B	C	X	X	None	No	MIT7242 BCX XXX W	\$934	\$984
PURE AIR® • 600w variable-speed heated air blower <i>Shipping weight: 140 lbs.</i>	A	C	R	2	None	No	MIT7242 ACR 2XX W	\$2,284	\$2,334
WHIRLPOOL • 4 TheraPro™ jets • 2 AccuPro™ jets <i>Shipping weight: 144 lbs.</i>	W	C	L	2	None	No	MIT7242 WCL 2XX W	\$2,404	\$2,454
	W	C	R	2	None	No	MIT7242 WCR 2XX W	\$2,404	\$2,454
WHIRLPOOL PLUS • 4 TheraPro™ jets • 4 AccuPro™ jets • Chromatherapy Lighting • RapidHeat™ Inline Heater <i>Shipping weight: 140 lbs.</i>	W	C	L	2	Chromatherapy	Yes	MIT7242 WCL 2CJ W	\$2,954	\$3,004
	W	C	R	2	Chromatherapy	Yes	MIT7242 WCR 2CJ W	\$2,954	\$3,004

HYDROTHERAPY EXPERIENCE CODES:	EQUIPMENT LOCATION CODES	CONTROL CODES *	FEATURE CODES	COLOR CODES Tubs available in
B = Soaker	C = Center	X NONE	CJ Chromatherapy, Heater and additional Jets	W White
A = Pure Air®	R =Right	2 J2 Basic Control	XX Not Applicable	Y Oyster
W = Whirlpool	L =Left			A Almond
	U = Universal			B Black
	B =Right Back			
	E =Left Back			
	F =Right Front	* see page 1		Replace last letter in product code with color letter.
	G =Left Front	for available control descriptions		\$50 upgrade on all non-white colors.
	X = Not Applicable			

MITO | ACCESSORIES

	CHROME		BRUSHED NICKEL		OIL RUBBED BRONZE	
Trim kit: 4 TheraPro jet rings (all whirlpools)	GU44827	\$ 60	GU44826	\$ 70	GU44845	\$ 70
Trim kit: 2 AccuPro jet rings (all whirlpools)	GU45827	\$ 40	GU45826	\$ 50	GU45845	\$ 50
Trim kit: 4 TheraPro jet rings (Whirlpool Plus models)	D095827	\$ 159	D095826	\$ 209	D095845	\$ 209
Trim kit: 2 AccuPro jet rings (Whirlpool Plus models - 2 kits required)	P556827	\$ 80	P556826	\$ 130	P556845	\$ 130
Rotary drain kit, 26" cable	HP55827	\$ 186	HP55826	\$ 236	HP55845	\$ 236
Optional skirt, 60" L x 21"H	F955959	WHITE \$306	F955958 F955969 F955917	ALMOND \$351 OYSTER \$351 BLACK \$351		
21" Straight pillow	EK91959	WHITE \$ 103	EK91958 EK91969	ALMOND \$103 OYSTER \$103		
Straight pillow	C262959	WHITE \$ 65	C262958 C262969	ALMOND \$65 OYSTER \$65		
RapidHeat in-line heater (whirlpools only)	S750000	\$ 349				
Tile flange kit	5817000	\$ 69				
Chromatherapy Light Kit	GD56000	\$ 349				

NOVA™

- NOVA 6036
- NOVA 6042
- NOVA 7242
- NOVA 6036 SKIRTED
- NOVA 6042 SKIRTED
- NOVA 7242 SKIRTED



Nova 6036 drop-in Whirlpool



Nova 6042 drop-in Whirlpool Plus

NOVA 6036

DROP-IN | 60"L x 36"W x 19.25"H

NOV6036

Hydrotherapy Experience	Experience	Drain	Equipment Location	Controls	Lighting Availability	Heater	Product Code/ White	List Price W - White	List Price Y - Oyster A - Almond B - Black
BATH (Soaking) • 2 clear acrylic handrails <i>Shipping weight: 80 lbs.</i>	B	U	X	X	None	No	NOV6036 BUX XXX W	\$829	\$879
WHIRLPOOL • 4 TheraPro™ jets • 2 AccuPro™ jets • 2 clear acrylic handrails <i>Shipping weight: 103 lbs.</i>	W	L	R	2	None	No	NOV6036 WLR 2XX W	\$2,022	\$2,072
	W	R	L	2	None	No	NOV6036 WRL 2XX W	\$2,022	\$2,072

NOVA 6042

DROP-IN | 60"L x 42"W x 18.5"H


NOV6042

Hydrotherapy Experience	Experience	Drain	Equipment Location	Controls	Lighting Availability	Heater	Product Code/ White	List Price W - White	List Price Y - Oyster A - Almond B - Black
BATH (Soaking) <i>Shipping weight: 94 lbs.</i>	B	U	X	X	None	No	NOV6042 BUX XXX W	\$726	\$776
PURE AIR® • 600w variable-speed heated air blower <i>Shipping weight: 126 lbs.</i>	A	L	R	2	None	No	NOV6042 ALR 2XX W	\$1,873	\$1,923
WHIRLPOOL • 4 TheraPro™ jets • 1 AccuPro™ jets <i>Shipping weight: 120 lbs.</i>	W	L	R	2	None	No	NOV6042 WLR 2XX W	\$1,967	\$2,017
	W	R	L	2	None	No	NOV6042 WRL 2XX W	\$1,967	\$2,017
	W	L	B Right Back	2	None	No	NOV6042 WLB 2XX W	\$2,142	\$2,192
	W	R	G Left Front	2	None	No	NOV6042 WRG 2XX W	\$2,142	\$2,192
WHIRLPOOL PLUS • 4 TheraPro™ jets • 4 AccuPro™ jets • Chromatherapy Lighting • RapidHeat™ Inline Heater <i>Shipping weight: 115 lbs.</i>	W	L	R	2	Chromatherapy	Yes	NOV6042 WLR 2CJ W	\$2,517	\$2,567
	W	R	L	2	Chromatherapy	Yes	NOV6042 WRL 2CJ W	\$2,517	\$2,567

BATH: COMFORT


HYDROTHERAPY EXPERIENCE CODES:	EQUIPMENT LOCATION CODES	CONTROL CODES *	FEATURE CODES	COLOR CODES Tubs available in
B = Soaker A = Pure Air® W = Whirlpool	C = Center R =Right L =Left U = Universal B =Right Back E =Left Back F =Right Front G =Left Front X = Not Applicable	X NONE 2 J2 Basic Control * see page 1 for available control descriptions	CJ Chromatherapy, Heater and additional Jets XX Not Applicable	W White Y Oyster A Almond B Black Replace last letter in product code with color letter. \$50 upgrade on all non-white colors.

**NOVA 7242
NOV7242**

 DROP-IN | 72"L x 42"W x 20.5"H

Hydrotherapy Experience	Experience	Drain	Equipment Location	Controls	Lighting Availability	Heater	Product Code/ White	List Price W - White	List Price Y - Oyster A - Almond B - Black
BATH (Soaking) <i>Shipping weight: 107 lbs.</i>	B	U	X	X	None	No	NOV7242 BUX XXX W	\$912	\$962
PURE AIR® • 600w variable-speed heated air blower <i>Shipping weight: 144 lbs.</i>	A	L	R	2	None	No	NOV7242 ALR 2XX W	\$2,223	\$2,273
WHIRLPOOL • 4 TheraPro™ jets • 3 AccuPro™ jets <i>Shipping weight: 171 lbs.</i>	W	L	R	2	None	No	NOV7242 WLR 2XX W	\$2,340	\$2,390
	W	R	L	2	None	No	NOV7242 WRL 2XX W	\$2,340	\$2,390
	W	L	B Right Back	2	None	No	NOV7242 WLB 2XX W	\$2,515	\$2,565
WHIRLPOOL PLUS • 4 TheraPro™ jets • 5 AccuPro™ jets • Chromatherapy Lighting • RapidHeat™ Inline Heater <i>Shipping weight: 130 lbs.</i>	W	L	R	2	Chromatherapy	Yes	NOV7242 WLR 2CJ W	\$2,890	\$2,940
	W	R	L	2	Chromatherapy	Yes	NOV7242 WRL 2CJ W	\$2,890	\$2,940

**NOVA 6036 SKIRTED
NVS6036**


 DROP-IN | 60"L x 36"W x 19.25"H

Hydrotherapy Experience	Experience	Drain	Equipment Location	Controls	Lighting Availability	Heater	Product Code/ White	List Price W - White	List Price Y - Oyster A - Almond B - Black
BATH (Soaking) • 2 clear acrylic handrails • Integral skirt with built-in tile flange <i>Shipping weight: 95 lbs.</i>	B	L	X	X	None	No	NVS6036 BLX XXX W	\$912	\$962
	B	R	X	X	None	No	NVS6036 BRX XXX W	\$912	\$962
WHIRLPOOL • 4 TheraPro™ jets • 2 AccuPro™ jets • 2 Clear acrylic handrails • Integral skirt with built-in tile flange <i>Shipping weight: 118 lbs.</i>	W	L	R	2	None	No	NVS6036 WLR 2XX W	\$2,233	\$2,283
	W	R	L	2	None	No	NVS6036 WRL 2XX W	\$2,233	\$2,283

BATH: COMFORT

HYDROTHERAPY EXPERIENCE CODES:	EQUIPMENT LOCATION CODES	CONTROL CODES *	FEATURE CODES	COLOR CODES Tubs available in
B = Soaker	C = Center	X NONE	CJ Chromatherapy, Heater and additional Jets	W White
A = Pure Air®	R =Right	2 J2 Basic Control	XX Not Applicable	Y Oyster
W = Whirlpool	L =Left			A Almond
	U = Universal			B Black
	B =Right Back			
	E =Left Back			
	F =Right Front	* see page 1		Replace last letter in product code with color letter.
	G =Left Front	for available control descriptions		\$50 upgrade on all non-white colors.
	X = Not Applicable			


NOVA 6042 SKIRTED

 DROP-IN | 60"L x 42"W x 18.5"H

NVS6042

Hydrotherapy Experience	Experience	Drain	Equipment Location	Controls	Lighting Availability	Heater	Product Code/ White	List Price W - White	List Price Y - Oyster A - Almond B - Black
BATH (Soaking) • Integral skirt with built-in tile flange <i>Shipping weight: 102 lbs.</i>	B	L	X	X	None	No	NVS6042 BLX XXX W	\$809	\$859
	B	R	X	X	None	No	NVS6042 BRX XXX W	\$809	\$859
WHIRLPOOL • 4 TheraPro™ jets • 1 AccuPro™ jets • Integral skirt with built-in tile flange <i>Shipping weight: 124 lbs.</i>	W	L	R	2	None	No	NVS6042 WLR 2XX W	\$2,170	\$2,220
	W	R	L	2	None	No	NVS6042 WRL 2XX W	\$2,170	\$2,220

NOVA 7236 SKIRTED

 DROP-IN | 72"L x 36"W x 19"H

NVS7236

Hydrotherapy Experience	Experience	Drain	Equipment Location	Controls	Lighting Availability	Heater	Product Code/ White	List Price W - White	List Price Y - Oyster A - Almond B - Black
BATH (Soaking) • 2 clear acrylic handrails • Integral skirt with built-in tile flange <i>Shipping weight: 110 lbs.</i>	B	L	X	X	None	No	NVS7236 BLX XXX W	\$985	\$1,035
	B	R	X	X	None	No	NVS7236 BRX XXX W	\$985	\$1,035
WHIRLPOOL • 2 clear acrylic handrails • 4 TheraPro™ jets • 2 AccuPro™ jets • Integral skirt with built-in tile flange <i>Shipping weight: 138 lbs.</i>	W	L	R	2	None	No	NVS7236 WLR 2XX W	\$2,404	\$2,454
	W	R	L	2	None	No	NVS7236 WRL 2XX W	\$2,404	\$2,454

BATH: COMFORT

HYDROTHERAPY EXPERIENCE CODES:	EQUIPMENT LOCATION CODES	CONTROL CODES *	FEATURE CODES	COLOR CODES Tubs available in
B = Soaker A = Pure Air® W = Whirlpool	C = Center R =Right L =Left U = Universal B =Right Back E =Left Back F =Right Front G =Left Front X = Not Applicable	X NONE 2 J2 Basic Control * see page 1 for available control descriptions	CJ Chromatherapy, Heater and additional Jets XX Not Applicable	W White Y Oyster A Almond B Black Replace last letter in product code with color letter. \$50 upgrade on all non-white colors.

NOVA | ACCESSORIES

	CHROME		BRUSHED NICKEL		OIL RUBBED BRONZE	
Trim kit: 4 TheraPro jet rings (all whirlpools)	GU44827	\$ 60	GU44826	\$ 70	GU44845	\$ 70
Trim kit: 2 AccuPro jet rings (all whirlpools - 1 or 2 kits required)	GU45827	\$ 40	GU45826	\$ 50	GU45845	\$ 50
Trim kit: 4 TheraPro jet rings (Whirlpool Plus models)	D095827	\$ 159	D095826	\$ 209	D095845	\$ 209
Trim kit: 2 AccuPro jet rings (Whirlpool Plus models - 2 or 3 kits required)	P556827	\$ 80	P556826	\$ 130	P556845	\$ 130
Rotary drain kit, 26" cable	HP55827	\$ 186	HP55826	\$ 236	HP55845	\$ 236
Optional skirt, 60" L x 18"H (for Nova 6042)	F953959	WHITE \$317	F953958 F953969 F953917	ALMOND \$362 OYSTER \$362 BLACK \$362		
Optional skirt, 72" L x 20"H (for Nova 7242)	F958959	WHITE \$387	F958958 F958969 F958919	ALMOND \$432 OYSTER \$432 BLACK \$432		
Curved pillow	C263959	WHITE \$ 65	C263958 C263969	ALMOND \$65 OYSTER \$65		
RapidHeat in-line heater (whirlpools only)	S750000	\$ 349				
Tile flange kit	5817000	\$ 69				
Chromatherapy Light Kit	GD56000	\$ 349				

RIVA®

- RIVA 6243
- RIVA 6638
- RIVA 7242
- ACCESSORIES



Riva 6243 Whirlpool Plus



Riva 6638 Whirlpool Plus

RIVA 6243

RIV6243



DROP-IN or UNDERMOUNT | 62"L x 43"W x 19"H

Hydrotherapy Experience	Experience	Drain	Equipment Location	Controls	Lighting Availability	Heater	Product Code/ White	List Price W - White	List Price Y - Oyster A - Almond B - Black
BATH (Soaking) <i>Shipping weight: 71 lbs.</i>	B	U	X	X	None	No	RIV6243 BUX XXX W	\$757	\$807
PURE AIR® • 600w variable-speed heated air blower <i>Shipping weight: 122 lbs.</i>	A	L	R	2	None	No	RIV6243 ALR 2XX W	\$1,883	\$1,933
WHIRLPOOL • 4 TheraPro™ jets • 1 AccuPro™ jets <i>Shipping weight: 118 lbs.</i>	W	L	R	2	None	No	RIV6243 WLR 2XX W	\$1,936	\$1,986
	W	R	L	2	None	No	RIV6243 WRL 2XX W	\$1,936	\$1,986
	W	L	F Right Front	2	None	No	RIV6243 WLF 2XX W	\$2,111	\$2,161
WHIRLPOOL PLUS • 4 TheraPro™ jets • 4 AccuPro™ jets • Chromatherapy Lighting • RapidHeat™ Inline Heater <i>Shipping weight: 116 lbs.</i>	W	L	R	2	Chromatherapy	Yes	RIV6243 WLR 2CJ W	\$2,486	\$2,536
	W	R	L	2	Chromatherapy	Yes	RIV6243 WRL 2CJ W	\$2,486	\$2,536

RIVA 6638

RIV6638




DROP-IN or UNDERMOUNT | 66.25"L x 38.25"W x 20.5"H

Hydrotherapy Experience	Experience	Drain	Equipment Location	Controls	Lighting Availability	Heater	Product Code/ White	List Price W - White	List Price Y - Oyster A - Almond B - Black
BATH (Soaking) <i>Shipping weight: 88 lbs.</i>	B	U	X	X	None	No	RIV6638 BUX XXX W	\$936	\$986
PURE AIR® • 600w variable-speed heated air blower <i>Shipping weight: 135 lbs.</i>	A	L	R	2	None	No	RIV 6638 ALR 2XX W	\$2,158	\$2,208
WHIRLPOOL • 4 TheraPro™ jets • 2 AccuPro™ jets <i>Shipping weight: 132 lbs.</i>	W	L	R	2	None	No	RIV6638 WLR 2XX W	\$2,299	\$2,349
	W	R	L	2	None	No	RIV6638 WRL 2XX W	\$2,299	\$2,349
WHIRLPOOL PLUS • 4 TheraPro™ jets • 4 AccuPro™ jets • Chromatherapy Lighting • RapidHeat™ Inline Heater <i>Shipping weight: 118 lbs.</i>	W	L	R	2	Chromatherapy	Yes	RIV6638 WLR 2CJ W	\$2,849	\$2,899
	W	R	L	2	Chromatherapy	Yes	RIV6638 WRL 2CJ W	\$2,849	\$2,899

BATH: COMFORT

HYDROTHERAPY EXPERIENCE CODES:	EQUIPMENT LOCATION CODES	CONTROL CODES *	FEATURE CODES	COLOR CODES Tubs available in
B = Soaker A = Pure Air® W = Whirlpool	C = Center R =Right L =Left U = Universal B =Right Back E =Left Back F =Right Front G =Left Front X = Not Applicable	X NONE 2 J2 Basic Control * see page 1 for available control descriptions	CJ Chromatherapy, Heater and additional Jets XX Not Applicable	W White Y Oyster A Almond B Black Replace last letter in product code with color letter. \$50 upgrade on all non-white colors.

RIVA 7242

 DROP-IN | 72"L x 42"W x 20.5"H

RIV7242

Hydrotherapy Experience	Experience	Drain	Equipment Location	Controls	Lighting Availability	Heater	Product Code / White	List Price W - White	List Price Y - Oyster A - Almond B - Black
BATH (Soaking) <i>Shipping weight: 100 lbs.</i>	B	U	X	X	None	No	RIV7242 BUX XXX W	\$943	\$993
PURE AIR® • 600w variable-speed heated air blower <i>Shipping weight: 141 lbs.</i>	A	L	R	2	None	No	RIV7242 ALR 2XX W	\$2,233	\$2,283
WHIRLPOOL • 4 TheraPro™ jets • 3 AccuPro™ jets <i>Shipping weight: 167 lbs.</i>	W	L	R	2	None	No	RIV7242 WLR 2XX W	\$2,350	\$2,400
	W	R	L	2	None	No	RIV7242 WRL 2XX W	\$2,350	\$2,400
WHIRLPOOL PLUS • 4 TheraPro™ jets • 5 AccuPro™ jets • Chromatherapy Lighting • RapidHeat™ Inline Heater <i>Shipping weight: 129 lbs.</i>	W	L	R	2	Chromatherapy	Yes	RIV7242 WLR 2CJ W	\$2,900	\$2,950
	W	R	L	2	Chromatherapy	Yes	RIV7242 WRL 2CJ W	\$2,900	\$2,950

RIVA 7242 ALSO AVAILABLE AS A FREESTANDING SOAKING BATH AND PURE AIR. SEE PAGE 54.

RIVA | ACCESSORIES

	CHROME		BRUSHED NICKEL		OIL RUBBED BRONZE	
Trim kit: 4 TheraPro jet rings (all whirlpools)	GU44827	\$ 60	GU44826	\$ 70	GU44845	\$ 70
Trim kit: 2 AccuPro jet rings (all whirlpools - 1 or 2 kits required)	GU45827	\$ 40	GU45826	\$ 50	GU45845	\$ 50
Trim kit: 4 TheraPro jet rings (Whirlpool Plus models)	D095827	\$ 159	D095826	\$ 209	D095845	\$ 209
Trim kit: 2 AccuPro jet rings (Whirlpool Plus models - 2 or 3 kits required)	P556827	\$ 80	P556826	\$ 130	P556845	\$ 130
Rotary drain kit, 26" cable	HP55827	\$ 186	HP55826	\$ 236	HP55845	\$ 236
Curved pillow	C263959	WHITE	C263958	ALMOND \$65		
		\$ 65	C263969	OYSTER \$65		
RapidHeat in-line heater (whirlpools only)	S750000	\$ 349				
Chromatherapy Light Kit	GD56000	\$ 349				

SIGNA®

- SIGNA 6042
- SIGNA 7242
- SIGNA 6042 SKIRTED
- ACCESSORIES



Signa 6042
Whirlpool Plus



Signa 7242
Whirlpool Plus

SIGNA 6042

DROP-IN | 60"L x 42"W x 22"H


SIG6042

Hydrotherapy Experience	Experience	Drain	Equipment Location	Controls	Lighting Availability	Heater	Product Code/ White	List Price W - White	List Price Y - Oyster A - Almond B - Black
BATH (Soaking) <i>Shipping weight: 85 lbs.</i>	B	C	X	X	None	No	SIG6042 BCX XXX W	\$757	\$807
PURE AIR® • 600w variable-speed heated air blower <i>Shipping weight: 158 lbs.</i>	A	C	R	2	None	No	SIG6042 ACR 2XX W	\$1,954	\$2,004
WHIRLPOOL • 4 TheraPro™ jets • 2 AccuPro™ jets <i>Shipping weight: 126 lbs</i>	W	C	L	2	None	No	SIG6042 WCL 2XX W	\$2,042	\$2,092
	W	C	R	2	None	No	SIG6042 WCR 2XX W	\$2,042	\$2,092
	W	C	F Right Front	2	None	No	SIG6042 WCF 2XX W	\$2,217	\$2,267
	W	C	G Left Front	2	None	No	SIG6042 WCG 2XX W	\$2,217	\$2,267
WHIRLPOOL PLUS • 4 TheraPro™ jets • 4 AccuPro™ jets • Chromatherapy Lighting • RapidHeat™ Inline Heater <i>Shipping weight: 126 lbs.</i>	W	C	L	2	Chromatherapy	Yes	SIG6042 WCL 2CJ W	\$2,592	\$2,642
	W	C	R	2	Chromatherapy	Yes	SIG6042 WCR 2CJ W	\$2,592	\$2,642

BATH: COMFORT


HYDROTHERAPY EXPERIENCE CODES:	EQUIPMENT LOCATION CODES	CONTROL CODES *	FEATURE CODES	COLOR CODES Tubs available in
B = Soaker A = Pure Air® W = Whirlpool	C = Center R =Right L =Left U = Universal B =Right Back E =Left Back F =Right Front G =Left Front X = Not Applicable	X NONE 2 J2 Basic Control * see page 1 for available control descriptions	CJ Chromatherapy, Heater and additional Jets XX Not Applicable	W White Y Oyster A Almond B Black Replace last letter in product code with color letter. \$50 upgrade on all non-white colors.

SIGNA 7242 SIG7242

 DROP-IN | 72"L x 42"W x 22"H

Hydrotherapy Experience	Experience	Drain	Equipment Location	Controls	Lighting Availability	Heater	Product Code/ White	List Price W - White	List Price Y - Oyster A - Almond B - Black
BATH (Soaking) <i>Shipping weight: 103 lbs.</i>	B	C	X	X	None	No	SIG7242 BCX XXX W	\$934	\$984
PURE AIR® • 600w variable-speed heated air blower <i>Shipping weight: 186 lbs.</i>	A	C	R	2	None	No	SIG7242 ACR 2XX W	\$2,304	\$2,354
WHIRLPOOL • 4 TheraPro™ jets • 2 AccuPro™ jets <i>Shipping weight: 163 lbs.</i>	W	C	L	2	None	No	SIG7242 WCL 2XX W	\$2,425	\$2,475
	W	C	R	2	None	No	SIG7242 WCR 2XX W	\$2,425	\$2,475
	W	C	F Right Front	2	None	No	SIG7242 WCF 2XX W	\$2,600	\$2,650
WHIRLPOOL PLUS • 4 TheraPro™ jets • 4 AccuPro™ jets • Chromatherapy Lighting • RapidHeat™ Inline Heater <i>Shipping weight: 163 lbs.</i>	W	C	L	2	Chromatherapy	Yes	SIG7242 WCL 2CJ W	\$2,975	\$3,025
	W	C	R	2	Chromatherapy	Yes	SIG7242 WCR 2CJ W	\$2,975	\$3,025

SIGNA 6042 SKIRTED SGS6042

 DROP-IN | 60"L x 42"W x 22"H

Hydrotherapy Experience	Experience	Drain	Equipment Location	Controls	Lighting Availability	Heater	Product Code/ White	List Price W - White	List Price Y - Oyster A - Almond B - Black
BATH (Soaking) • Integral skirt with built-in tile flange <i>Shipping weight: 113 lbs.</i>	B	C	X	X	None	No	SGS6042 BCX XXX W	\$912	\$962
WHIRLPOOL • 4 TheraPro™ jets • 2 AccuPro™ jets • Integral skirt with built-in tile flange <i>Shipping weight: 140 lbs.</i>	W	C	F	2	None	No	SGS6042 WCF 2XX W	\$2,372	\$2,422

HYDROTHERAPY EXPERIENCE CODES:	EQUIPMENT LOCATION CODES	CONTROL CODES *	FEATURE CODES	COLOR CODES Tubs available in
B = Soaker A = Pure Air® W = Whirlpool	C = Center R =Right L =Left U = Universal B =Right Back E =Left Back F =Right Front G =Left Front X = Not Applicable	X NONE 2 J2 Basic Control * see page 1 for available control descriptions	CJ Chromatherapy, Heater and additional Jets XX Not Applicable	W White Y Oyster A Almond B Black Replace last letter in product code with color letter. \$50 upgrade on all non-white colors.

SIGNA | ACCESSORIES

	CHROME		BRUSHED NICKEL		OIL RUBBED BRONZE	
Trim kit: 4 TheraPro jet rings (all whirlpools)	GU44827	\$ 60	GU44826	\$ 70	GU44845	\$ 70
Trim kit: 2 AccuPro jet rings (all whirlpools)	GU45827	\$ 40	GU45826	\$ 50	GU45845	\$ 50
Trim kit: 4 TheraPro jet rings (Whirlpool Plus models)	D095827	\$ 159	D095826	\$ 209	D095845	\$ 209
Trim kit: 2 AccuPro jet rings (Whirlpool Plus models - 2 kits required)	P556827	\$ 80	P556826	\$ 130	P556845	\$ 130
Rotary drain kit, 26" cable	HP55827	\$ 186	HP55826	\$ 236	HP55845	\$ 236
Optional skirt, 60" L x 22"H	K405959	WHITE \$306	K405958 K405969 K405917	ALMOND \$351 OYSTER \$351 BLACK \$351		
Straight pillow	C262959	WHITE \$ 65	C262958 C262969	ALMOND \$65 OYSTER \$65		
RapidHeat in-line heater (whirlpools only)	S750000	\$ 349				
Tile flange kit	5817000	\$ 69				
Chromatherapy Light Kit	GD56000	\$ 349				

BATH: COMFORT

TARA™

- TARA 6060
- TARA 6060 SKIRTED
- ACCESSORIES



Tara Drop-in Whirlpool Plus

TARA 6060



DROP-IN | 60"L x 60"W x 20.75"H

TAR6060

Hydrotherapy Experience	Experience	Drain	Equipment Location	Controls	Lighting Availability	Heater	Product Code / White	List Price W - White	List Price Y - Oyster A - Almond B - Black
BATH (Soaking) <i>Shipping weight: 153 lbs.</i>	B	C	X	X	None	No	TAR6060 BCX XXX W	\$1,255	\$1,305
PURE AIR® • 600w variable-speed heated air blower <i>Shipping weight: 209 lbs.</i>	A	C	R	2	None	No	TAR6060 ACR 2XX W	\$2,716	\$2,766
WHIRLPOOL • 4 TheraPro™ jets • 3 AccuPro™ jets <i>Shipping weight: 208 lbs.</i>	W	C	L	2	None	No	TAR6060 WCL 2XX W	\$2,786	\$2,836
	W	C	R	2	None	No	TAR6060 WCR 2XX W	\$2,786	\$2,836
WHIRLPOOL PLUS • 4 TheraPro™ jets • 5 AccuPro™ jets • Chromatherapy Lighting • RapidHeat™ • Inline Heater <i>Shipping weight: 208 lbs..</i>	W	C	L	2	Chromatherapy	Yes	TAR6060 WCL 2CJ W	\$3,336	\$3,386
	W	C	R	2	Chromatherapy	Yes	TAR6060 WCR 2CJ W	\$3,336	\$3,386
	W	C	E	2	Chromatherapy	Yes	TAR6060 WCE 2CJ W	\$3,511	\$3,561
	W	C	B	2	Chromatherapy	Yes	TAR6060 WCB 2CJ W	\$3,511	\$3,561

TARA 6060 SKIRTED



DROP-IN | 60"L x 60"W x 20.75"H

TRS6060

Hydrotherapy Experience	Experience	Drain	Equipment Location	Controls	Lighting Availability	Heater	Product Code / White	List Price W - White	List Price Y - Oyster A - Almond B - Black
BATH (Soaking) • Integral skirt with built-in tile flange <i>Shipping weight: 125 lbs.</i>	B	C	X	X	None	No	TRS6060 BCX XXX W	\$1,866	\$1,916
WHIRLPOOL • 4 TheraPro™ jets • 3 AccuPro™ jets • Integral skirt with built-in tile flange <i>Shipping weight: 170 lbs.</i>	W	C	R	2	None	No	TRS6060 WCR 2XX W	\$3,361	\$3,411
WHIRLPOOL PLUS • 4 TheraPro™ jets • 5 AccuPro™ jets • Chromatherapy Lighting • RapidHeat™ • Inline Heater <i>Shipping weight: 170 lbs.</i>	W	C	R	2	Chromatherapy	Yes	TRS6060 WCR 2CJ W	\$3,911	\$3,961

HYDROTHERAPY EXPERIENCE CODES:	EQUIPMENT LOCATION CODES	CONTROL CODES *	FEATURE CODES	COLOR CODES Tubs available in
B = Soaker	C = Center	X NONE	CJ Chromatherapy, Heater and additional Jets	W White
A = Pure Air®	R =Right	2 J2 Basic Control	XX Not Applicable	Y Oyster
W = Whirlpool	L =Left			A Almond
	U = Universal			B Black
	B =Right Back			
	E =Left Back			
	F =Right Front	* see page 1		Replace last letter in product code with color letter.
	G =Left Front	for available control descriptions		\$50 upgrade on all non-white colors.
	X = Not Applicable			

TARA | ACCESSORIES


	CHROME		BRUSHED NICKEL		OIL RUBBED BRONZE	
Trim kit: 4 TheraPro jet rings (all whirlpools)	GU44827	\$ 60	GU44826	\$ 70	GU44845	\$ 70
Trim kit: 2 AccuPro jet rings (all whirlpools - 2 kits required)	GU45827	\$ 40	GU45826	\$ 50	GU45845	\$ 50
Trim kit: 4 TheraPro jet rings (Whirlpool Plus models)	D095827	\$ 159	D095826	\$ 209	D095845	\$ 209
Trim kit: 2 AccuPro jet rings (Whirlpool Plus models - 3 kits required)	P556827	\$ 80	P556826	\$ 130	P556845	\$ 130
Rotary drain kit, 26" cable	HP55827	\$ 186	HP55826	\$ 236	HP55845	\$ 236
Optional skirt for Tara	9930959	WHITE \$ 700	9930958 9930969 9930919	ALMOND \$ 745 OYSTER \$ 745 BLACK \$ 745		
Straight pillow	C262959	WHITE \$ 65	C262958 C262969	ALMOND \$ 65 OYSTER \$ 65		
Curved pillow	C263959	WHITE \$ 65	C263958 C263969	ALMOND \$ 65 OYSTER \$ 65		
RapidHeat in-line heater (whirlpools only)	S750000	\$ 363				
Chromatherapy Light Kit	GD56000	\$ 349				



JACUZZI® BATHS: CLASSICS

JACUZZI CLASSICS

BIANCA 7248

 DROP-IN | 72"L x 48"W x 20.5"H



Bianca Whirlpool

Hydrotherapy Experience	Experience	Drain	Equipment Location	Product Code / White	List Price 959 White	List Price 969 Oyster 958 Almond 917 Black
BATH (Soaking) • Shipping weight: 116 lbs	B	U	X	F505 959	\$1,161	\$1,211
WHIRLPOOL • 4 TheraPro™ jets • 3 AccuPro jets Shipping weight: 161 lbs	W	L	R	F500 959	\$2,808	\$2,858

BIANCA | ACCESSORIES

	CHROME		BRUSHED NICKEL		OIL RUBBED BRONZE	
Trim kit: 4 TheraPro jet rings (all whirlpools)	GU44827	\$ 60	GU44826	\$ 70	GU44845	\$ 70
Trim kit: 2 AccuPro jet rings (all whirlpools)	GU45827	\$ 40	GU45826	\$ 50	GU45845	\$ 50
Rotary drain kit, 26" cable	HP55827	\$ 186	HP55826	\$ 236	HP55845	\$ 236
Optional skirt, 72" L x 20"H	F958959	WHITE \$387	K405958 K405969 K405917	ALMOND \$432 OYSTER \$432 BLACK \$432		
Curved pillow	C263959	WHITE \$ 65	C263958 C263969	ALMOND \$65 OYSTER \$65		
RapidHeat in-line heater (whirlpools only)	S750000	\$ 349				
Tile flange kit	5817000	\$ 69				
Chromatherapy Light Kit	GD56000	\$ 349				

HYDROTHERAPY EXPERIENCE CODES:

B = Bath Soaking
A = Pure Air®
W = Whirlpool
C = Salon® Spa Combination

LOCATION CODES

C= Center
R=Right
L=Left
U= Universal
B=Right Back
E=Left Back
F=Right Front
G=Left Front
X= Not Applicable

COLOR CODES

Tubs available in:

959 White
969 Oyster
958 Almond
917 Black
Replace 3 numbers in product code with color code. \$50 upgrade on all non-white colors.

JACUZZI CLASSICS

CORTINA 7272



DROP-IN | 72"L x 72"W x 22.25"H



Cortina Whirlpool

Hydrotherapy Experience	Experience	Drain	Equipment Location	Product Code / White	List Price 959 White	List Price 969 Oyster 958 Almond 917 Black
WHIRLPOOL <ul style="list-style-type: none"> • 4 PowerPro™ jets • 4 AccuPro jets • Chromatherapy lighting • Multi speed motor • RapidHeat™ Inline Heater • Built-in seat <i>Shipping weight: 350 lbs</i>	W	C	R	EE35 959	\$6,352	\$6,402

CORTINA | ACCESSORIES

	CHROME		BRUSHED NICKEL		OIL RUBBED BRONZE	
Trim kit: 4 PowerPro jet rings	M952827	\$ 162	M952826	\$ 212	M952845	\$ 212
Trim kit: 2 AccuPro jet rings	P556827	\$ 80	P556826	\$ 130	P556845	\$ 130
Rotary drain kit, 26" cable	HP55827	\$ 186	HP55826	\$ 236	HP55845	\$ 236
Curved pillow	C263959	WHITE	C263958	ALMOND \$65		
		\$ 65	C263969	OYSTER \$65		

HYDROTHERAPY EXPERIENCE CODES:

- B** = Bath Soaking
- A** = Pure Air®
- W** = Whirlpool
- C** = Salon® Spa Combination

LOCATION CODES

- C**=Center **E**=Left Back
- R**=Right **F**=Right Front
- L**=Left **G**=Left Front
- U**=Universal **X**= Not Applicable
- B**=Right Back

COLOR CODES

Tubs available in:

- 959** White
 - 969** Oyster
 - 958** Almond
 - 917** Black
- Replace 3 numbers in product code with color code. \$50 upgrade on all non-white colors.

FIORE 6666



DROP-IN | 66"L x 66"W x 27.25"H



Fiole Whirlpool

Hydrotherapy Experience	Experience	Drain	Equipment Location	Product Code / White	List Price 959 White	List Price 969 Oyster 958 Almond 917 Black
WHIRLPOOL <ul style="list-style-type: none"> • 4 PowerPro™ jets • 2 AccuPro™ jets • Concealed Accessory area with vanity mirror • Manual on/off with dual-air controls • Hot and cold valves • Hand-held shower • 2 Water Rainbow fill spouts (one recirculating) • Underwater lighting (white) • Single speed motor • RapidHeat™ Inline Heater <i>Shipping weight: 343 lbs</i>	W	C	R	T601 959	\$9,145	\$9,195

FIORE 6666 SKIRTED



66"L x 66"W x 27.25"H

Hydrotherapy Experience	Experience	Drain	Equipment Location	Product Code / White	List Price 959 White	List Price 969 Oyster 958 Almond 917 Black
WHIRLPOOL <ul style="list-style-type: none"> • Removeable Skirt <i>Shipping weight: 343 lbs</i>	W	C	R	G930 959	\$9,744	\$9,794

FIORE | ACCESSORIES

	CHROME		BRUSHED NICKEL		OIL RUBBED BRONZE	
Trim kit: 4 PowerPro jet rings, 2 control panel overlays	A849827	\$ 200	A849826	\$ 250	A849845	\$ 250
Trim kit: 2 AccuPro jet rings	P556827	\$ 80	P556826	\$ 130	P556845	\$ 130
Rotary drain PVC drain kit, 26" cable	DA34827	\$ 226	DA34826	\$ 276	DA34845	\$ 276
Curved pillow	C263959	WHITE \$ 65	C263958 C263969	ALMOND \$65 OYSTER \$65		

JACUZZI CLASSICS

SABELLA 7247



DROP-IN | 72"L x 47"W x 23.75"H*



Sabella Salon Spa

Hydrotherapy Experience	Experience	Drain	Equipment Location	Product Code / White	List Price 959 White	List Price 969 Oyster 958 Almond 917 Black
WHIRLPOOL • 4 TheraPro™ jets • 4 rotating neck jets jets • 2 AccuPro jets • Chromatherapy lighting • Multi speed motor • RapidHeat™ Inline Heater • Handrails in choice of finishes (D461) must buy separately <i>Shipping weight: 163 lbs</i> <i>* Height is 23.75"</i>	W	C	R	EH90 959	\$5,966	\$6,016
SALON SPA COMBINATION • 4 TheraPro™ jets • 4 rotating neck jets jets • 2 AccuPro jets • Chromatherapy lighting • Multi speed motor • 900w variable speed heated air blower • RapidHeat™ Inline Heater • Handrails in choice of finishes (D461) must buy separately <i>Shipping weight: 254 lbs</i> <i>* Height is 26.5"</i>	C	C	R	DT40 959	\$6,741	\$6,791
Must Buy! Handrails must be ordered separately				CHROME D461827 \$408	BRUSHED NICKEL D461826 \$408	OIL-RUBBED BRONZE D461845 \$408

SABELLA | ACCESSORIES

	CHROME		BRUSHED NICKEL		OIL RUBBED BRONZE	
Trim kit: 4 TheraPro jet rings	D095827	\$ 159	D095826	\$ 209	D095845	\$ 209
Trim kit: 2 AccuPro jet rings	P556827	\$ 80	P556826	\$ 130	P556845	\$ 130
Rotary drain kit, 26" cable	HP55827	\$ 186	HP55826	\$ 236	HP55845	\$ 236
Curved pillow	C263959	WHITE \$ 65	C263958 C263969	ALMOND \$65 OYSTER \$65		

HYDROTHERAPY EXPERIENCE CODES:

- B** = Bath Soaking
- A** = Pure Air®
- W** = Whirlpool
- C** = Salon® Spa Combination

LOCATION CODES

- C**= Center **E**=Left Back
- R**=Right **F**=Right Front
- L**=Left **G**=Left Front
- U**= Universal **X**= Not Applicable
- B**=Right Back

COLOR CODES

Tubs available in:

- 959** White Replace 3 numbers in product code with color code. \$50 upgrade on all non-white colors.
- 969** Oyster
- 958** Almond
- 917** Black

VENICIA 7242  **DROP-IN | 72"L x 42"W x 26"H***



Venicia Salon Spa

Hydrotherapy Experience	Experience	Drain	Equipment Location	Product Code / White	List Price 959 White	List Price 969 Oyster 958 Almond 917 Black
WHIRLPOOL • 4 TheraPro™ jets • 4 rotating neck jets jets • 2 AccuPro jets • Chromatherapy lighting • Multi speed motor • RapidHeat™ Inline Heater • Handrails in choice of finishes (D461) must buy separately <i>Shipping weight: 163 lbs</i> <i>*Height is 23"</i>	W	C	R	EJ00 959	\$5,336	\$5,386
SALON SPA COMBINATION • 4 TheraPro™ jets • 4 rotating neck jets jets • 2 AccuPro jets • 2 Water Rainbow fill spouts (one recirculating) • Chromatherapy lighting • Multi speed motor • 900w variable speed heated air blower • RapidHeat™ Inline Heater • Handrails in choice of finishes (G864) must buy separately <i>Shipping weight: 238 lbs</i> <i>*Height is 26"</i>	C	C	R	DY60 959	\$6,111	\$6,161
Must Buy! Handrails must be ordered separately				CHROME G864827 \$219	BRUSHED NICKEL G864826 \$269	OIL-RUBBED BRONZE G864845 \$269

VENICIA | ACCESSORIES

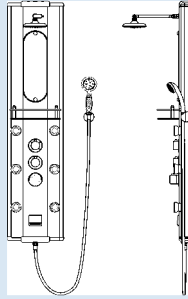
	CHROME		BRUSHED NICKEL		OIL RUBBED BRONZE	
Trim kit: 4 PowerPro jet rings	M952827	\$ 162	M952826	\$ 212	M952845	\$ 212
Trim kit: 2 AccuPro jet rings	P556827	\$ 80	P556826	\$ 130	P556845	\$ 130
Rotary drain kit, 26" cable	HP55827	\$ 186	HP55826	\$ 236	HP55845	\$ 236
Curved pillow	C263959	WHITE \$ 65	C263958 C263969	ALMOND \$65 OYSTER \$65		



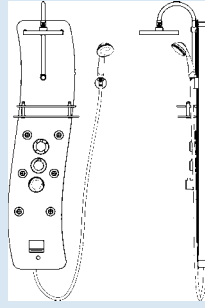
SHOWER

JACUZZI® SHOWER COLLECTION

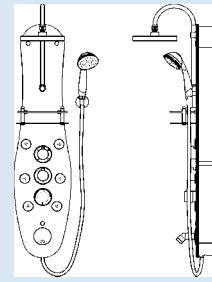
RISTORRE SHOWER COLLECTION®



Ristorre Metallo®



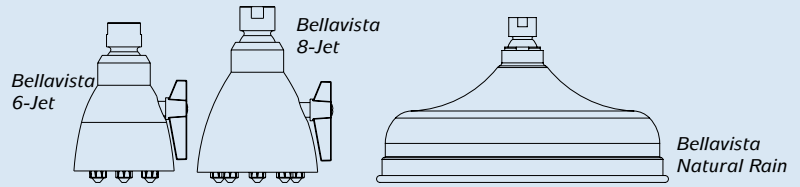
Ristorre Onda®



Ristorre Ovale®

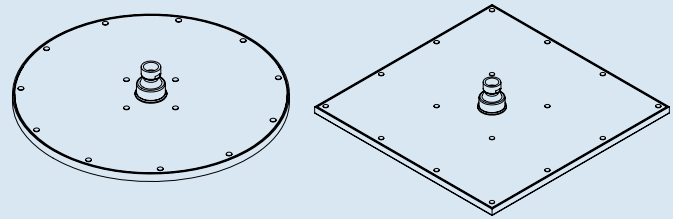
<p>RISTORRE METALLO®</p> <ul style="list-style-type: none"> • Thermostatic valve • 6 upgraded body sprays • Multi-function handshower + height adjustable rain showerhead • Tempered glass accessory shelf • Built-in anti-fog mirror <p><i>Shipping wt: 29 LBS</i></p>	<p><i>Brushed chrome with chrome</i></p>	<p><i>12.25"W x 2.38"D x 55.5"H</i></p>	<p>EC33000</p>	<p>\$ 1,176</p>
<p>RISTORRE ONDA®</p> <ul style="list-style-type: none"> • Thermostatic valve • 6 body sprays • Multi-function handshower • Tempered glass accessory shelf <p><i>Shipping wt: 29 LBS</i></p>	<p><i>Glass with chrome</i></p>	<p><i>12"W x 3.13"D x 51"H</i></p>	<p>EC30000</p>	<p>\$ 1,068</p>
<p>RISTORRE OVALE®</p> <ul style="list-style-type: none"> • Thermostatic valve • 6 body sprays • Multi-function handshower • Tempered glass accessory shelf <p><i>Shipping wt: 27 LBS</i></p>	<p><i>Glass with chrome</i></p>	<p><i>10.25"W x 3"D x 43"H</i></p>	<p>EC31000</p>	<p>\$ 1,068</p>

BELLAVISTA™ TRADITIONAL SHOWERHEADS



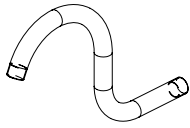
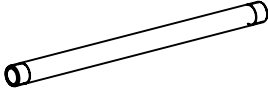
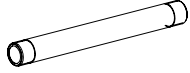
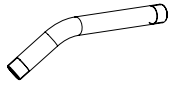
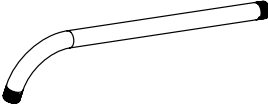
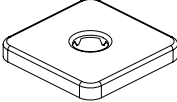
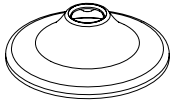
Round Jetted Showerhead 2¾"-diameter spray face <i>Shipping wt: 2 lbs.</i>	JETS 6	SHAPE 	SH07827 CHROME	\$ 160
			SH07826 BRUSHED NICKEL	\$ 224
Round Jetted Showerhead 3¼"-diameter spray face <i>Shipping wt: 2 lbs.</i>	JETS 8	SHAPE 	SH06827 CHROME	\$ 200
			SH06826 BRUSHED NICKEL	\$ 280
Round Natural Rain Showerhead 8"-diameter spray face <i>Shipping wt: 3 lbs.</i>		SHAPE 	SH05827 CHROME	\$ 350
			SH05826 BRUSHED NICKEL	\$ 490
Round Natural Rain Showerhead 10"-diameter spray face <i>Shipping wt: 5 lbs.</i>		SHAPE 	SH04827 CHROME	\$ 450
			SH04826 BRUSHED NICKEL	\$ 630

FUZION™ MODERN SHOWERHEADS



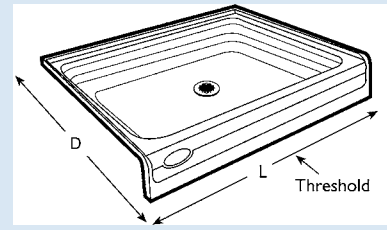
Square Showerhead 8"-diameter spray face <i>Shipping wt: 3 lbs.</i>	SHAPE 	SH03827 CHROME	\$ 350
		SH03826 BRUSHED NICKEL	\$ 490
Square Showerhead 12"-diameter spray face <i>Shipping wt: 6 lbs.</i>	SHAPE 	SH01827 CHROME	\$ 550
		SH01826 BRUSHED NICKEL	\$ 770
Round Showerhead 8"-diameter spray face <i>Shipping wt: 3 lbs.</i>	SHAPE 	SH02827 CHROME	\$ 350
		SH02826 BRUSHED NICKEL	\$ 490
Round Showerhead 12"-diameter spray face <i>Shipping wt: 5 lbs.</i>	SHAPE 	SH00827 CHROME	\$ 550
		SH00826 BRUSHED NICKEL	\$ 770

SHOWERHEADS | ACCESSORIES

Shower Arm, High Arch <i>Shipping wt: 1 lb.</i>		SH10827 CHROME	\$ 110
		SH10826 BRUSHED NICKEL	\$ 154
Shower Arm, Ceiling Mount 12" <i>Shipping wt: 1 lb.</i>		SH09827 CHROME	\$ 100
		SH09826 BRUSHED NICKEL	\$ 140
Shower Arm, Ceiling Mount 6" <i>Shipping wt: 1 lb.</i>		SH08827 CHROME	\$ 75
		SH08826 BRUSHED NICKEL	\$ 105
Shower Arm, Regular 8" <i>Shipping wt: 1 lb.</i>		SH11827 CHROME	\$ 60
		SH11826 BRUSHED NICKEL	\$ 84
Shower Arm, Long Wall Mount 14" <i>Shipping wt: 1 lb.</i>		SH12827 CHROME	\$ 100
		SH12826 BRUSHED NICKEL	\$ 140
Shower Arm Flange, Square <i>Shipping wt: 1 lb.</i>		SH13827 CHROME	\$ 20
		SH13826 BRUSHED NICKEL	\$ 35
Shower Arm Flange, Round <i>Shipping wt: 1 lb.</i>		SH14827 CHROME	\$ 20
		SH14826 BRUSHED NICKEL	\$ 35


TRU-LEVEL™

SINGLE-THRESHOLD SHOWER BASES



TRU-LEVEL™ SINGLE-THRESHOLD SHOWER BASE <ul style="list-style-type: none"> • Tru-Level base system offers easy installation and superior structural integrity • Raised dam prevents water leakage over the threshold • Slip-resistant bottom • Standard integral tile flange • Center drain 	36" L x 36" D x 6" H <i>Shipping Weight 43 lbs</i>	<i>White</i> S344959	\$ 538	<i>Optional Colors</i> S344958 ALMOND S344969 OYSTER S344917 BLACK	\$ 558
	36" L x 42" D x 6" H <i>Shipping Weight 48 lbs</i>	<i>White</i> T354959	\$ 621	<i>Optional Colors</i> T354958 ALMOND T354969 OYSTER T354917 BLACK	\$ 641
	42" L x 34" D x 6" H <i>Shipping Weight 47 lbs</i>	<i>White</i> T232959	\$ 653	<i>Optional Colors</i> T232958 ALMOND T232969 OYSTER T232917 BLACK	\$ 673
	42" L x 36" D x 6" H <i>Shipping Weight 47 lbs</i>	<i>White</i> T362959	\$ 632	<i>Optional Colors</i> T362958 ALMOND T362969 OYSTER T362917 BLACK	\$ 652
	42" L x 42" D x 6" H <i>Shipping Weight 52 lbs</i>	<i>White</i> S348959	\$ 694	<i>Optional Colors</i> S348958 ALMOND S348969 OYSTER S348917 BLACK	\$ 714
	42" L x 48" D x 6" H <i>Shipping Weight 48 lbs</i>	<i>White</i> T366959	\$ 725	<i>Optional Colors</i> T366958 ALMOND T366969 OYSTER T366917 BLACK	\$ 745
	48" L x 32" D x 6" H <i>Shipping Weight 47 lbs</i>	<i>White</i> T374959	\$ 703	<i>Optional Colors</i> T374958 ALMOND T374969 OYSTER T374917 BLACK	\$ 723
	48" L x 34" D x 6" H <i>Shipping Weight 45 lbs</i>	<i>White</i> S356959	\$ 746	<i>Optional Colors</i> S356958 ALMOND S356969 OYSTER S356917 BLACK	\$ 766
	48" L x 48" D x 6" H <i>Shipping Weight 64 lbs</i>	<i>White</i> S364959	\$ 735	<i>Optional Colors</i> S364958 ALMOND S364969 OYSTER S364917 BLACK	\$ 755
	60" L x 34" D x 6" H <i>Shipping Weight 49 lbs</i>	<i>White</i> T228959	\$ 859	<i>Optional Colors</i> T228958 ALMOND T228969 OYSTER T228917 BLACK	\$ 879
	60" L x 36" D x 6" H <i>Shipping Weight 71 lbs</i>	<i>White</i> S368959	\$ 890	<i>Optional Colors</i> S368958 ALMOND S368969 OYSTER S368917 BLACK	\$ 910
	60" L x 42" D x 6" H <i>Shipping Weight 60 lbs</i>	<i>White</i> T370959	\$ 1,046	<i>Optional Colors</i> T370958 ALMOND T370969 OYSTER T370917 BLACK	\$ 1,066

TRU-LEVEL™
NEO-ANGLE SHOWER BASES



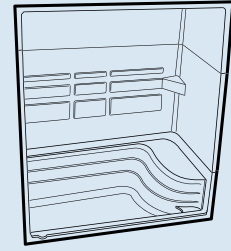
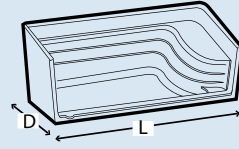
TRU-LEVEL™ NEO-ANGLE SHOWER BASE <ul style="list-style-type: none"> • Tru-Level base system offers easy installation and superior structural integrity • Raised dam prevents water leakage over the threshold • Slip-resistant bottom • Standard integral tile flange • Center drain 	38" L x 38" D x 6" H <i>Shipping Weight 45 lbs</i>	<i>White</i> T358959	\$ 591	<i>Optional Colors</i> T358958 ALMOND T358969 OYSTER T358917 BLACK	\$ 611
	42" L x 42" D x 6" H <i>Shipping Weight 47 lbs</i>	<i>White</i> S352959	\$ 653	<i>Optional Colors</i> S352958 ALMOND S352969 OYSTER S352917 BLACK	\$ 673
	48" L x 48" D x 6" H <i>Shipping Weight 63 lbs</i>	<i>White</i> S360959	\$ 725	<i>Optional Colors</i> S360958 ALMOND S360969 OYSTER S360917 BLACK	\$ 745

SHOWER BASE | ACCESSORIES

	CHROME	
Shower Drain with Chrome Strainer	EM79827	\$ 34

BONAIRE™

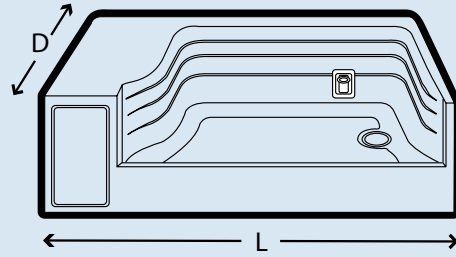
SINGLE-THRESHOLD SHOWER BASES



BONAIRE SINGLE-THRESHOLD SHOWER BASE <ul style="list-style-type: none"> Integral seat and molded shelves for bathing convenience Upgradable with exclusive SteamPro® steam generator (available separately) Exclusive Tru-Level base system Includes drain 	60" L x 32" D x 24.5" H <i>Shipping Weight 86 lbs</i>	DRAIN L	<i>White</i> N656959	\$ 1,080	<i>Optional Colors</i> N656958 ALMOND N656969 OYSTER N656917 BLACK	\$ 1,130
		DRAIN R	<i>White</i> N658959	\$ 1,080	<i>Optional Colors</i> N658958 ALMOND N658969 OYSTER N658917 BLACK	\$ 1,130
	72" L x 36" D x 24.5" H <i>Shipping Weight 109 lbs</i>	DRAIN L	<i>White</i> DD26959	\$ 1,285	<i>Optional Colors</i> DD26958 ALMOND DD26969 OYSTER DD26917 BLACK	\$ 1,335
		DRAIN R	<i>White</i> EU15959	\$ 1,285	<i>Optional Colors</i> EU15958 ALMOND EU15969 OYSTER EU15917 BLACK	\$ 1,335
	48" L x 48" D x 24.5" H <i>Shipping Weight 100 lbs</i>	DRAIN L	<i>White</i> DR52959	\$ 1,231	<i>Optional Colors</i> DR52958 ALMOND DR52969 OYSTER DR52917 BLACK	\$ 1,281
		DRAIN R	<i>White</i> EU20959	\$ 1,231	<i>Optional Colors</i> EU20958 ALMOND EU20969 OYSTER EU20917 BLACK	\$ 1,281
	48" L x 34" D x 24.5" H <i>Shipping Weight 76 lbs</i>	DRAIN L	<i>White</i> EK21959	\$ 1,193	<i>Optional Colors</i> EK21958 ALMOND EK21969 OYSTER EK21917 BLACK	\$ 1,243
		DRAIN R	<i>White</i> EU25959	\$ 1,193	<i>Optional Colors</i> EU25958 ALMOND EU25969 OYSTER EU25917 BLACK	\$ 1,243
BONAIRE SHOWER <ul style="list-style-type: none"> Integral seat and molded shelves for bathing convenience Upgradable with exclusive SteamPro steam generator (available separately) Exclusive Tru-Level base system Includes drain 3-piece construction for easy installation 	60" L x 32" D x 84.5" H <i>Shipping Weight 234 lbs</i>	DRAIN L	<i>White</i> M055959	\$ 2,850	<i>Optional Colors</i> M055958 ALMOND M055969 OYSTER M055917 BLACK	\$ 2,900
		DRAIN R	<i>White</i> J279959	\$ 2,850	<i>Optional Colors</i> J279958 ALMOND J279969 OYSTER J279917 BLACK	\$ 2,900

SEDONA™

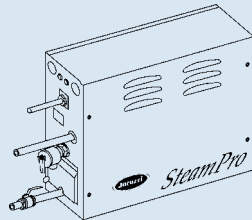
STEAM & SHOWER SYSTEM



SEDONA STEAM and SHOWER SYSTEM <ul style="list-style-type: none"> • A quick and cost-effective way to bring the luxury of a steam bath into your home • Pre-installed with powerful SteamPro steam generator • Integrated sculpted seat • Digital control panel with automatic timer • Includes steam shield and drain 	60" L x 32" D x 18.63" H <i>Shipping Weight 131 lbs</i>	DRAIN 	White T870959	\$3,700	Optional Colors T870958 ALMOND T870969 OYSTER T870917 BLACK	\$3,750
		Shipping wt: 131 LBS	White T865959	\$3,700	Optional Colors T865958 ALMOND T865969 OYSTER T865917 BLACK	\$3,750
		DRAIN 	Shipping wt: 131 LBS			

STEAMPRO®

STEAM GENERATORS and CONTROLS



Optional 30-Minute On/Off Control



Optional 30-Minute Timer with Temperature Sensor



Digital Control w/ Timer and Temperature Sensor

STEAMPRO GENERATORS	SteamPro Generator 5kw, 240V	S064000	\$ 1,294
	SteamPro Generator 7kw, 240V	S062000	\$ 1,546
	SteamPro Generator 10kw, 240V	S060000	\$ 1,739
	Must buy! Jacuzzi® deluxe steam nozzle	E203827 CHROME	\$ 150
		E203829 BRIGHT BRASS	\$ 170
	Must buy! Steam shield	E205000	\$ 189
OPTIONS	30-minute on/off control	S061827 CHROME	\$ 220
		S061829 BRIGHT BRASS	\$ 250
	30-minute timer with temperature sensor	S083827 CHROME	\$ 470
		S083829 BRIGHT BRASS	\$ 510
	Digital control with timer and temperature sensor	S063827 CHROME	\$ 834
		S063829 BRIGHT BRASS	\$ 884
	Automatic tank drain valve	S066000	\$ 420

STEAMPRO 120 	SteamPro 120 Instant Steam Generator <i>Comes complete with On/Off Switch and Steam Nozzle (Above Options do not apply to this product)</i>	T632000	\$ 980
	SteamPro plumbing kit (for T632 only) <i>Includes silicone tubing, corrugated hose and hose clamps</i>	H121000	\$ 103

HOW TO SELECT GENERATOR SIZE:		Please use space provided:
Step 1:	Determine cubic footage of steam enclosure: Multiply LENGTH inches x WIDTH inches x HEIGHT inches to find cubic inches. Divide cubic inches by 1728 to determine cubic feet.	
Step 2:	Add the following adjustments to the cubic foot value from Step 1 to factor in your custom design features. A. Acrylic, Fiberglass, or Cultured Marble walls — <i>(Step 1 cubic foot value) + (0% of Step 1 cubic foot value)</i> B. Ceramic Tile wall — <i>(Step 1 cubic foot value) + (20% of Step 1 cubic foot value)</i> C. For each glass wall, glass block wall, or wall common to building exterior (if freezing is possible)— <i>(Step 1 cubic foot value) + (10% of Step 1 cubic foot value)</i> D. Natural Stone (Marble, Granite, Tavertine, Slate or Porcelain Tile) walls — <i>(Step 1 cubic foot value) + (1000% of Step 1 cubic foot value)</i>	
Step 3:	Find steam enclosure size within the ranges shown on the chart for the supply voltage (Residential 240 VAC or Commercial 208 VAC).	
Total:	TOTAL (1 + 2A + 2B + 2C + 2D)	

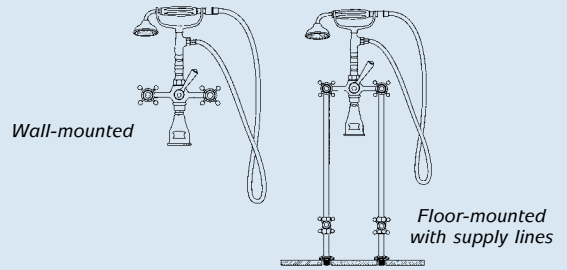
MODEL #	PRODUCT	SINGLE-PHASE ELECTRICAL SERVICE REQUIRED	GENERATOR POWER RATING AT VOLTAGE	SIZE OF ENCLOSURE (CUBIC FEET)
S064000	SteamPro 5kW	240 VAC 30 AMP 3 WIRE	5.0 kW @ 240	60-110
S064000	SteamPro 5kW	208 VAC 30 AMP 3 WIRE	3.75 kW @ 208	60-80
S062000	SteamPro 7kW	240 VAC 40 AMP 3 WIRE	7.0 kW @ 240	110-220
S062000	SteamPro 7kW	208 VAC 40 AMP 3 WIRE	5.25 kW @ 208	80-150
S060000	SteamPro 10kW	240 VAC 60 AMP 3 WIRE	10.0 kW @ 240	220-400
S060000	SteamPro 10kW	208 VAC 60 AMP 3 WIRE	7.5 kW @ 208	150-230
T632000	SteamPro 2kW	120 VAC 20 AMP 3 WIRE	2.0 kW @ 120	up to 80



**FAUCETS
SPECIALTY ITEMS
ACCESSORIES**

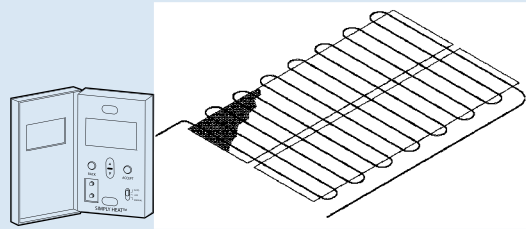
**JACUZZI®
FAUCETS, SPECIALTY ITEMS AND ACCESSORIES**

ERA™
WALL-MOUNTED AND
FLOOR-MOUNTED BATH FAUCET



Freestanding tub faucet (wall mounted or floor mounted)	EV19827 CHROME	\$ 882
	EV19826 BRUSHED NICKEL	\$ 932
	EV19829 BRIGHT BRASS	\$ 932
Freestanding tub supply lines with shutoffs	EV16827 CHROME	\$ 778
	EV16826 BRUSHED NICKEL	\$ 828
	EV16829 BRIGHT BRASS	\$ 828
Freestanding tub trip lever drain	EV23827 CHROME	\$ 312
	EV23826 BRUSHED NICKEL	\$ 362
	EV23829 BRIGHT BRASS	\$ 362

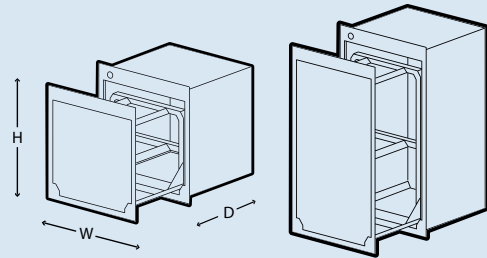
RADIANT FLOOR WARMING SYSTEM



SPECIALTY ITEMS

FLOOR WARMING SYSTEM				
<ul style="list-style-type: none"> • Ideal for remodeling • Easy to install • Conveniently controlled 	4-ft. Heated Floor Mat 48"L x 30"W	Shipping wt 2.7 LBS	EK85000	\$ 298
	6-ft. Heated Floor Mat 72"L x 30"W	Shipping wt 3.6 LBS	EK86000	\$ 355
	8-ft. Heated Floor Mat 96"L x 30"W	Shipping wt 4.1 LBS	EK87000	\$ 460
	10-ft. Heated Floor Mat 120"L x 30"W	Shipping wt 4.7 LBS	EK88000	\$ 520
	Must buy! Programmable Thermostat 120 VAC / 16 amp. (required for floor mat) 2.25"L x 4.25"W x 1.94"H	Shipping wt 1.6 LBS	White EK90000	\$ 298

TOWEL WARMING DRAWER



TOWEL WARMING DRAWER				
<ul style="list-style-type: none"> • Designed to fit in standard cabinet dimensions • Energy efficient • Prevent mildew from wet towels • Multiple uses — also warms slippers and robes 	24-inch Drawer 22¾" W x 23⅝" H x 19½" D	Shipping wt 53 LBS	Unfinished EU48000	\$ 2,500
	42-inch Drawer 22¾" W x 41⅝" H x 19½" D	Shipping wt 90 LBS	Unfinished EU49000	\$ 3,132

OPTIONS / ACCESSORIES

OPTIONS & ADD-ONS

Chromatherapy 256-color light kit — <i>field installed</i>		GD56000	\$ 349
Tile flange kit		5817000	\$ 69
RapidHeat™ in-line heater		S750000 (inlet version)	\$ 349
Small curved neck pillow, 4 x 9"		H682959 WHITE	\$ 65
		H682958 ALMOND	\$ 65
		H682969 OYSTER	\$ 65
Curved pillow, 6 x 15"		C263959 WHITE	\$ 65
		C263958 ALMOND	\$ 65
		C263969 OYSTER	\$ 65
Straight pillow, 5 x 15"		C262959 WHITE	\$ 65
		C262958 ALMOND	\$ 65
		C262969 OYSTER	\$ 65
21" straight pillow		EK91959 WHITE	\$ 103
		EK91958 ALMOND	\$ 103
		EK91969 OYSTER	\$ 103
5.2 x 20" Fuzion pillow		DD50959 WHITE	\$ 103
		DD50958 ALMOND	\$ 103
		DD50969 OYSTER	\$ 103

HANDRAILS

Hand rails (2), Sabella	D461827 CHROME	\$ 408
	D461826 BRUSHED NICKEL	\$ 458
	D461845 OIL RUBBED BRONZE	\$ 458
Hand rails (2) <i>Bellavista, Cortina, Elara, Reál, Sia and Venicia</i>	G864827 CHROME	\$ 219
	G864826 BRUSHED NICKEL	\$ 269
	G864845 OIL RUBBED BRONZE	\$ 269

FRAMES & LEGS

Decorative Ring Frame: Gallery & Riva Freestanding (fits all product codes starting with GLF7242 and RVF7242) Can be installed without legs.	GN75964 RED	\$1,650
	GN75917 BLACK	\$1,650
Decorative Legs: Gallery & Riva Freestanding (fits all product codes starting with GLF7242 and RVF7242) Decorative ring must be installed and ordered separately.	GN77964 RED	\$2,100
	GN77917 BLACK	\$2,100
Fuzion 7236 no control cut-out optional wood frame (for use on Soaker model FUZ7236B includes template for all control panels for alternate location mounting on Pure Air, Whirlpools and Salon Spas)	HB73900 UNFINISHED	\$1,568
	HB73935 WENGE	\$1,568
	HB73936 TEAK	\$1,568
Fuzion 7236 Left Hand Tub control cut-out for J4 and J5 controls (for use on Pure Air, Whirlpool and Salon Spa models with product codes starting FUZ7236ALR, FUZ7236WLR and FUZ7236CLR)	HB72900 UNFINISHED	\$1,568
	HB72935 WENGE	\$1,568
	HB72936 TEAK	\$1,568
Fuzion 7236 Right Hand Tub control cut-out for J4 and J5 controls (for use on Pure Air, Whirlpool and Salon Spa models with product codes starting FUZ7236ARL, FUZ7236WRL and FUZ7236CRL)	HB77900 UNFINISHED	\$1,568
	HB77935 WENGE	\$1,568
	HB77936 TEAK	\$1,568
Fuzion 7242 no control cut-out optional wood frame (for use on Soaker model FUZ7242B includes template for all control panels for alternate location mounting on Pure Air, Whirlpools and Salon Spas)	GP95900 UNFINISHED	\$1,633
	GP95935 WENGE	\$1,633
	GP95936 TEAK	\$1,633
Fuzion 7242 control cut-out for J4 and J5 controls (for use on Pure Air, Whirlpool and Salon Spa models with product codes starting FUZ7242ACR, FUZ7242WCR and FUZ7242CCR)	GU05900 UNFINISHED	\$1,633
	GU05935 WENGE	\$1,633
	GU05936 TEAK	\$1,633
Fuzion 7260 no control cut-out optional wood frame (for use on Soaker model FUZ7260B includes template for all control panels for alternate location mounting on Pure Air, Whirlpools and Salon Spas)	HB75900 UNFINISHED	\$1,698
	HB75935 WENGE	\$1,698
	HB75936 TEAK	\$1,698
Fuzion 7260 control cut-out for J4 and J5 controls (for use on Pure Air, Whirlpool and Salon Spa models with product codes starting FUZ7260ACR, FUZ7260WCR and FUZ7260CCR)	HB74900 UNFINISHED	\$1,698
	HB74935 WENGE	\$1,698
	HB74936 TEAK	\$1,698
Fuzion 7260 two control cut-outs for J4 and J5 controls (for use on dual-zone Whirlpools with product codes starting FUZ7260WCD)	HB76900 UNFINISHED	\$1,698
	HB76935 WENGE	\$1,698
	HB76936 TEAK	\$1,698
Fuzion 6666 no control cut-out optional wood frame (for use on Soaker model FUZ6666B includes template for all control panels for alternate location mounting on Pure Air, Whirlpools and Salon Spas)	HB79900 UNFINISHED	\$1,698
	HB79935 WENGE	\$1,698
	HB79936 TEAK	\$1,698
Fuzion 6666 control cut-out for J4 and J5 controls (for use on Pure Air, Whirlpool and Salon Spa models with product codes starting FUZ6666ACR, FUZ6666WCR and FUZ6666CCR)	HB78900 UNFINISHED	\$1,698
	HB78935 WENGE	\$1,698
	HB78936 TEAK	\$1,698
Era Double Ended Tub Ball & Claw Feet (for use on Era Freestanding Double-Ended, product codes starting ERD6636 and ERD7142)	EV01959 WHITE	\$529
	EV01827 CHROME	\$529
	EV01826 BRUSHED NICKEL	\$579
	EV01829 BRIGHT BRASS	\$579
Era Double Ended Tub wood frame with legs (for use on Era Freestanding Double-Ended, product codes starting ERD6636 and ERD7142)	EV11000 (ERD6636 only)	\$1,141
	EV12000 (ERD7142 only)	\$1,245
Era Double Ended Tub pedestal base (white) (for use on Era Freestanding Double-Ended, product codes starting ERD6636 and ERD7142)	EV17959 (ERD6636 only)	\$706
	EV14959 (ERD7142 only)	\$737
Era Slipper Tub Claw Feet (for use on Era Freestanding Slipper, product codes starting ERS6032 and ERS6934)	EV07959 WHITE	\$529
	EV07827 CHROME	\$529
	EV07826 BRUSHED NICKEL	\$579
	EV07829 BRIGHT BRASS	\$579






OPTIONS / ACCESSORIES

SKIRTS

60" L x 18" H optional skirt (for Nova 6042)	F953959 WHITE	\$ 317
	F953958 ALMOND	\$ 362
	F953969 OYSTER	\$ 362
	F953917 BLACK	\$ 362
60" L x 20" H optional skirt (for Luxura 6032)	F954959 WHITE	\$ 306
	F954958 ALMOND	\$ 351
	F954969 OYSTER	\$ 351
	F954917 BLACK	\$ 351
60" L x 21" H optional skirt (for Mito 6042 & Cetra 6032 / 6036)	F955959 WHITE	\$ 306
	F955958 ALMOND	\$ 351
	F955969 OYSTER	\$ 351
	F955917 BLACK	\$ 351
60" L x 22" H optional skirt (for Signa 6042)	K405959 WHITE	\$ 306
	K405958 ALMOND	\$ 351
	K405969 OYSTER	\$ 351
	K405917 BLACK	\$ 351
66" L x 20" H optional skirt (for Luxura 6634)	F956959 WHITE	\$ 345
	F956958 ALMOND	\$ 390
	F956969 OYSTER	\$ 390
	F956917 BLACK	\$ 390
72" L x 20" H optional skirt (for Amiga and Nova 7242)	F958959 WHITE	\$ 387
	F958958 ALMOND	\$ 432
	F958969 OYSTER	\$ 432
	F958917 BLACK	\$ 432
Optional skirt (for Capella 55)	9917959 WHITE	\$ 700
	9917958 ALMOND	\$ 745
	9917969 OYSTER	\$ 745
	9917917 BLACK	\$ 745
Optional skirt (for Tara)	9930959 WHITE	\$ 700
	9930958 ALMOND	\$ 745
	9930969 OYSTER	\$ 745
	9930917 BLACK	\$ 745

OPTIONS / ACCESSORIES

JET TRIM KITS

Trim kit: 4 TheraPro jet rings*		D095827 CHROME	\$ 159
		D095826 BRUSHED NICKEL	\$ 209
		D095845 OIL RUBBED BRONZE	\$ 209
Trim kit: 4 TheraPro jet rings*		GU44827 CHROME	\$ 60
		GU44826 BRUSHED NICKEL	\$ 70
		GU44845 OIL RUBBED BRONZE	\$ 70
Trim kit: 2 TheraPro jet rings		P413827 CHROME	\$ 80
		P413826 BRUSHED NICKEL	\$ 130
		P413845 OIL RUBBED BRONZE	\$ 130
Trim kit: 2 AccuPro jet rings*		GU45827 CHROME	\$ 40
		GU45826 BRUSHED NICKEL	\$ 50
		GU45845 OIL RUBBED BRONZE	\$ 50
Trim kit: 2 AccuPro jet rings*		P556827 CHROME	\$ 80
		P556826 BRUSHED NICKEL	\$ 130
		P556845 OIL RUBBED BRONZE	\$ 130

* See specific tub family listed accessories for proper jet trim parts for your tub

OPTIONS / ACCESSORIES

DRAINS & DRAIN KITS

Trip-lever drain kit <i>while supplies last</i>	X559827 CHROME	\$ 186
	X559826 BRUSHED NICKEL	\$ 236
	X559845 OIL RUBBED BRONZE	\$ 236
Universal rotary/cable drain kit, 26" cable	HP55827 CHROME	\$ 186
	HP55826 BRUSHED NICKEL	\$ 236
	HP55845 OIL RUBBED BRONZE	\$ 236
Rotary drain PVC drain kit, 26" cable (does not include waste and overflow pipes)	DA34827 CHROME	\$ 226
	DA34826 BRUSHED NICKEL	\$ 276
	DA34845 OIL RUBBED BRONZE	\$ 276
Era Freestanding trip lever drain kit	EV23827 CHROME	\$ 312
	EV23826 BRUSHED NICKEL	\$ 362
	EV23829 BRIGHT BRASS	\$ 362
Finestra drain trim kit	BN21826 BRUSHED NICKEL	\$ 180
	BN21845 OIL RUBBED BRONZE	\$ 180
Shower Drain with Chrome Strainer	EM79827 CHROME	\$ 34

Systems Clean™ by Jacuzzi. A two part plumbing system cleaner made specially for whirlpool baths.

Systems Clean™ minimizes the build-up of residuals, such as soap scum, bath and body oils, and dirt from inside the whirlpool bath's pipes, pumps, fittings and circulation system.

- **Breathe new life into any whirlpool bath**
- **Cleans & deodorizes all whirlpool plumbing**
- **Fast acting, deep cleaning power**



Systems Clean

Case (Contains Twelve 5-Packs per case)
Product Code #T628000

\$ 279

Display Case (Contains Five 5-Packs per case)
Product Code #BG93000

\$ 129

DISCONTINUED ITEMS

CORE	PART NUMBER	DESCRIPTION	LIST PRICE	
			WHITE 1/1/09	COLOR 1/1/09
9635	9635	OPALIA 72x44 BATH LH	\$1,213	\$1,263
6000	6000805	WATER RAINBOW COVER PLI	\$605	-
6000	6000815	WATER RAINBOW COVER SNI	\$605	-
6000	6000827	WATER RAINBOW COVER CRM	\$550	-
6000	6000829	WATER RAINBOW COVER BBR	\$550	-
6000	6000914	WATER RAINBOW COVER ALM	\$605	-
6000	6000917	WATER RAINBOW COVER BLK	\$605	-
6000	6000940	WATER RAINBOW COVER WHT	\$550	-
6000	6000969	WATER RAINBOW COVER OYS	\$605	-
8730	8730805	DRAIN KIT ROTARY PLI	\$236	-
8730	8730815	DRAIN KIT ROTARY SNI	\$236	-
8730	8730826	DRAIN KIT ROTARY BNI	\$236	-
8730	8730827	DRAIN KIT ROTARY CRM	\$186	-
8730	8730829	DRAIN KIT ROTARY BBR	\$236	-
8730	8730845	DRAIN KIT ROTARY ORB	\$236	-
8730	8730898	DRAIN KIT ROTARY BCH	\$236	-
A849	A849805	TRIM KIT PLI	\$250	-
A849	A849815	TRIM KIT SNI	\$250	-
A849	A849829	TRIM KIT BBR	\$250	-
A849	A849898	TRIM KIT BCH	\$250	-
A852	A852805	TRIM KIT PLI	\$497	-
A852	A852815	TRIM KIT SNI	\$497	-
A852	A852826	TRIM KIT BNI	\$497	-
A852	A852827	TRIM KIT CRM	\$447	-
A852	A852829	TRIM KIT BBR	\$497	-
A852	A852845	TRIM KIT ORB	\$497	-
B548	B548917	EXTENSION KIT 2.25L BK	\$170	-
B549	B549917	EXTENSION KIT 3.25 BLK	\$185	-
B875	B875805	EXTENSION KIT 3.25 ULTRA PLI	\$199	-
B875	B875815	EXTENSION KIT 3.25 ULTRA SNI	\$199	-
B875	B875826	EXTENSION KIT 3.25 ULTRA BNI	\$199	-
B875	B875827	EXTENSION KIT 3.25 ULTRA CRM	\$149	-
B875	B875829	EXTENSION KIT 3.25 ULTRA BBR	\$199	-
B875	B875845	EXTENSION KIT 3.25 ULTRA ORB	\$199	-
BK38	BK38959	ERA 4" PEDESTL/CONSOLE LAV WHT	\$145	-
BK39	BK39959	ERA 8" PEDESTAL/CONSOLE LAV	\$145	-
BK45	BK45959	ERA 4" CT LAVATORY WHT	\$130	-
BK46	BK46959	ERA 8" CT LAVATORY WHT	\$130	-
BM85	BM85	FRESCO 72x42 NJ	\$1,161	\$1,211
BM90	BM90	FRESCO 72x42 RH WP	\$2,617	\$2,667
BM95	BM95	FRESCO 72x42 LH WP	\$2,617	\$2,667
BN00	BN00	OPALIA 72x44 RH WP	\$3,032	\$3,082
BN05	BN05	OPALIA 72x44 LH WP	\$3,032	\$3,082
BN10	BN10	OPALIA 72x44 FM WB RH WP	\$3,032	\$3,082
BN15	BN15	OPALIA 72x44 FM LH WP	\$3,032	\$3,032
BN21	BN21805	TRIM KIT ROTARY D/O CRM PLI	\$180	-
BN21	BN21815	TRIM KIT ROTARY D/O CRM SNI	\$180	-
BN21	BN21829	TRIM KIT ROTARY D/O CRM BBR	\$180	-
BN21	BN21898	TRIM KIT ROTARY D/O CRM BCH	\$180	-
C995	C995827	SHOWERHEAD W.P. H.H. DMNT CRM	\$268	-
C995	C995829	SHOWERHEAD W.P. H.H. DMNT BBR	\$318	-
C995	C995959	SHOWERHEAD W.P. H.H. DMNT WHT	\$328	-
C996	C996000	DIVERTER DECK MOUNT NFI	\$308	-
C998	C998827	HANDLE TEARDROP ANTI/S CRM	\$69	-
C998	C998829	HANDLE TEARDROP ANTI/S BBR	\$119	-
C998	C998959	HANDLE TEARDROP ANTI/S WHT	\$69	-
C999	C999827	HANDLE TEARDROP DECKMOUNT CRM	\$115	-
C999	C999829	HANDLE TEARDROP DECKMOUNT BBR	\$165	-
C999	C999959	HANDLE TEARDROP DECKMOUNT WHT	\$115	-
D095	D095805	TRIM KIT BUILDER PLI	\$209	-
D095	D095815	TRIM KIT BUILDER SNI	\$209	-
D095	D095829	TRIM KIT BUILDER BBR	\$209	-
D095	D095898	TRIM KIT BUILDER BCH	\$209	-
D461	D461805	HANDLE KIT DOUBLE PLI	\$458	-
D461	D461815	HANDLE KIT DOUBLE SNI	\$458	-
D461	D461829	HANDLE KIT DOUBLE BBR	\$458	-
D461	D461898	HANDLE KIT DOUBLE BCH	\$458	-
DA34	DA34805	DRAIN KIT SCH40 ROTARY PLI	\$276	-
DA34	DA34815	DRAIN KIT SCH40 ROTARY SNI	\$276	-
DA34	DA34829	DRAIN KIT SCH40 ROTARY BBR	\$276	-
DA34	DA34898	DRAIN KIT SCH40 ROTARY BCH	\$276	-
DA39	DA39	OPALIA 72x44 W/BKM LH WP	\$3,032	\$3,082
DB05	DB05	BELLAVISTA 72x42 RFM RH WP HTR	\$5,536	\$5,586
DB11	DB11	BELLAVISTA 72x42 RBM RH WP HTR	\$5,536	\$5,586
DB17	DB17	BLLAVSTA 66x42 FM RH WP HTR	\$5,216	\$5,266

DISCONTINUED ITEMS

CORE	PART NUMBER	DESCRIPTION	LIST PRICE WHITE 1/1/09	LIST PRICE COLOR 1/1/09
DB23	DB23	BLLAVSTA 66x42 BM RH WP HTR	\$5,216	\$5,266
DP55	DP55959	MAXIMA EL TOILET BOWL WHT	\$169	-
DX20	DX20	DUETTA 66x36 RH SLN HTR UMT	\$4,987	\$5,037
DX50	DX50	ELARA 72x42 CM RH SLN HTR UMT	\$5,407	\$5,457
DX60	DX60	ELARA 66x36 CM RH SLN HTR UMT	\$5,196	\$5,246
DX70	DX70	ELARA 60x42 CM RH SLN HTR UMT	\$4,987	\$5,037
DY90	DY90	DUETTA 72x42 RH SLN HTR UMT	\$5,407	\$5,457
DZ05	DZ05	DUETTA 66x42 RH SLN HTR UMT	\$5,196	\$5,246
DZ20	DZ20	DUETTA 66x36 RH SLN HTR UMT	\$4,987	\$5,037
DZ35	DZ35	DUETTA 60x42 RH SLN HTR UMT	\$4,775	\$4,825
DZ95	DZ95	MITO 72x42 RH SLN WHT	\$3,526	\$3,576
EE40	EE40	DUETTA 60x42 CM RH WP HTR UMT	\$4,002	\$4,052
EE50	EE50	DUETTA 66x36 CM RH WP HTR UMT	\$4,213	\$4,263
EE60	EE60	DUETTA 66x42 CM RH WP HTR UMT	\$4,422	\$4,472
EE70	EE70	DUETTA 72x42 CM RH WP HTR UMT	\$4,633	\$4,683
EE80	EE80	ELARA 60x42 CM LH WP HTR	\$4,213	\$4,263
EE85	EE85	ELARA 60x42 CM RH WP HTR	\$4,213	\$4,263
EF00	EF00	ELARA 66x36 CM LH WP HTR	\$4,422	\$4,472
EF05	EF05	ELARA 66x36 CM RH WP HTR	\$4,422	\$4,472
EF20	EF20	ELARA 72x42 CM LH WP HTR	\$4,633	\$4,683
EF25	EF25	ELARA 72x42 RH WP HTR	\$4,633	\$4,683
EH95	EH95	TORRETTA 72x36 CM LH WP HTR	\$4,727	\$4,777
EL61	EL61959	MAXIMA TOILET TANK W/LID WHT	\$91	-
EN60	EN60	FRESCO 72x42 PLUS RH WP HTR	\$3,108	\$3,158
EN70	EN70	FRESCO 72x42 PLUS LH WP HTR	\$3,108	\$3,158
EV77	EV77959	REFRESH HYGIENE SYSTEM - ELONG	\$1,400	-
EY20	EY20	FINSTRA 60x30 17 LH AB SKT	\$9,399	\$9,449
EY25	EY25	FINSTRA 60x30 17 RH AB SKT	\$9,399	\$9,449
EY60	EY60	FINSTRA 60x36 17 LH AB SKT	\$9,933	\$9,983
EY65	EY65	FINSTRA 60x36 17 RH AB SKT	\$9,933	\$9,983
FZ90	FZ90	DUETTA 72x42 RH AB	\$4,473	\$4,523
G053	G053805	HANDLE KIT SINGLE PLI	\$171	-
G053	G053815	HANDLE KIT SINGLE SNI	\$171	-
G053	G053826	HANDLE KIT SINGLE BNI	\$171	-
G053	G053827	HANDLE KIT SINGLE CRM	\$121	-
G053	G053829	HANDLE KIT SINGLE BBR	\$171	-
G053	G053845	HANDLE KIT SINGLE ORB	\$171	-
G053	G053898	HANDLE KIT SINGLE BCH	\$171	-
G082	G082827	MIXER SHOWER - 300 CRM	\$675	-
G082	G082829	MIXER SHOWER - 300 BBR	\$725	-
G082	G082959	MIXER SHOWER - 300 WHT	\$635	-
G864	G864805	HANDRAILS PLI	\$269	-
G864	G864815	HANDRAILS SNI	\$269	-
G864	G864829	HANDRAILS BBR	\$269	-
G864	G864898	HANDRAILS BCH	\$269	-
GA00	GA00	DUETTA 66x42 RH AB	\$4,317	\$4,367
GA10	GA10	DUETTA 66x36 RH AB	\$4,169	\$4,219
GA20	GA20	DUETTA 60x42 RH AB	\$3,919	\$3,969
GA30	GA30	ELARA 72x42 LH AB	\$4,473	\$4,523
GA40	GA40	ELARA 72x42 RH AB	\$4,473	\$4,523
GA50	GA50	ELARA 66x36 LH AB	\$4,169	\$4,219
GA60	GA60	ELARA 66x36 RH AB	\$4,169	\$4,219
GA70	GA70	ELARA 60x42 LH AB	\$3,919	\$3,969
GA80	GA80	ELARA 60x42 RH AB	\$3,919	\$3,969
GL60	GL60	FUZION 72x42 RH AB	\$7,199	\$7,249
GM00	GM00	RIVA 66x38 SKT LH AB WHT	\$5,299	\$5,349
GM04	GM04	RIVA 66x38 SKT LH WHT	\$3,699	\$3,749
GM40	GM40	SIA 66x36 RH AB	\$4,999	\$5,049
GM70	GM70	SIA 72x42 RH AB	\$5,299	\$5,349
GN55	GN55959	NESSO FS NJ	\$12,190	\$12,190
GT40	GT40	ELARA II 72x42 CH LH WP HTR	\$6,589	\$6,639
GU06	GU06900	WOOD FRAME, FUZION 72x42 AB	\$1,633	-
GU06	GU06935	WOOD FRAME, FUZION 72x42 AB	\$1,633	-
GU06	GU06936	WOOD FRAME, FUZION 72x42 AB	\$1,633	-
GU07	GU07900	WOOD FRAME, FUZION 72x36 WP/SLN	\$1,568	-
GU07	GU07935	WOOD FRAME, FUZION 72x36 WP/SLN	\$1,568	-
GU07	GU07936	WOOD FRAME, FUZION 72x36 WP/SLN	\$1,568	-
GU08	GU08900	WOOD FRAME, FUZION 72x60 WP/SLN	\$1,698	-
GU08	GU08935	WOOD FRAME, FUZION 72x60 WP/SLN	\$1,698	-
GU08	GU08936	WOOD FRAME, FUZION 72x60 WP/SLN	\$1,698	-
GU09	GU09900	WOOD FRAME, FUZION 72x60 WP/DUAL	\$1,698	-
GU09	GU09935	WOOD FRAME, FUZION 72x60 WP/DUAL	\$1,698	-
GU09	GU09936	WOOD FRAME, FUZION 72x60 WP/DUAL	\$1,698	-
GU10	GU10900	WOOD FRAME, FUZION 66x66 WP/SLN	\$1,698	-
GU10	GU10935	WOOD FRAME, FUZION 66x66 WP/SLN	\$1,698	-

DISCONTINUED ITEMS

CORE	PART NUMBER	DESCRIPTION	LIST PRICE WHITE 1/1/09	LIST PRICE COLOR 1/1/09
GU10	GU10936	WOOD FRAME, FUZION 66x66 WP/SLN	\$1,698	-
H682	H682945	PILLOW SMALL CURVED SLV	\$65	-
K606	K606805	DRAIN KIT ROTARY LONG PLI	\$236	-
K606	K606815	DRAIN KIT ROTARY LONG SNI	\$236	-
K606	K606826	DRAIN KIT ROTARY LONG BNI	\$236	-
K606	K606827	DRAIN KIT ROTARY LONG CRM	\$186	-
K606	K606829	DRAIN KIT ROTARY LONG BBR	\$236	-
K606	K606845	DRAIN KIT ROTARY LONG ORB	\$236	-
K606	K606898	DRAIN KIT ROTARY LONG BCH	\$236	-
M952	M952805	TRIM KIT 4 HTA PLI	\$212	-
M952	M952815	TRIM KIT 4 HTA SNI	\$212	-
M952	M952829	TRIM KIT 4 HTA BBR	\$212	-
M952	M952898	TRIM KIT 4 HTA BCH	\$212	-
P412	P412805	TRIM KIT 2 HTA PLI	\$130	-
P412	P412815	TRIM KIT 2 HTA SNI	\$130	-
P412	P412829	TRIM KIT 2 HTA BBR	\$130	-
P412	P412898	TRIM KIT 2 HTA BCH	\$130	-
P413	P413805	TRIM KIT 2 HTC PLI	\$130	-
P413	P413815	TRIM KIT 2 HTC SNI	\$130	-
P413	P413829	TRIM KIT 2 HTC BBR	\$130	-
P413	P413898	TRIM KIT 2 HTC BCH	\$130	-
P556	P556805	TRIM KIT SPINNING JET PLI	\$130	-
P556	P556815	TRIM KIT SPINNING JET SNI	\$130	-
P556	P556829	TRIM KIT SPINNING JET BBR	\$130	-
P556	P556898	TRIM KIT SPINNING JET BCH	\$130	-
SH00	SH00845	SHOWER HEAD FUZION 12" RN ORB	\$770	-
SH01	SH01845	SHOWER HEADFUZION 12" SQR ORB	\$770	-
SH02	SH02845	SHOWER HEAD FUZION 8" RN ORB	\$490	-
SH03	SH03845	SHOWER HEAD FUZION 8" SQR ORB	\$490	-
SH04	SH04845	SHOWER HEADBLLAVSTA 10"RN ORB	\$630	-
SH05	SH05845	SHOWER HEADBLLAVSTA 8" RN ORB	\$490	-
SH06	SH06845	SHOWER HEADBLLAVSTA 8 JET ORB	\$280	-
SH07	SH07845	SHOWER HEADBLLAVSTA 6 JET ORB	\$224	-
SH08	SH08845	SHOWER ARM 6" CEILING MNT ORB	\$105	-
SH09	SH09845	SHOWER ARM12" CEILING MNT ORB	\$140	-
SH10	SH10845	SHOWER ARM HIGH ARCH ORB	\$154	-
SH11	SH11845	SHOWER ARM 8" WALL MNT ORB	\$84	-
SH12	SH12845	SHOWER ARM 14" WALL MNT ORB	\$140	-
SH13	SH13845	SHOWER FLANGE SQR ORB	\$35	-
SH14	SH14845	SHOWER FLANGE ROUND ORB	\$35	-
T581	T581805	TRIM KITFAUCET/WTR RAINBW PLI	\$530	-
T581	T581815	TRIM KITFAUCET/WTR RAINBW SNI	\$530	-
T581	T581826	TRIM KITFAUCET/WTR RAINBW BNI	\$530	-
T581	T581827	TRIM KITFAUCET/WTR RAINBW CRM	\$480	-
T581	T581829	TRIM KITFAUCET/WTR RAINBW BBR	\$480	-
T581	T581845	TRIM KITFAUCET/WTR RAINBW ORB	\$530	-
T581	T581914	TRIM KITFAUCET/WTR RAINBW ALM	\$530	-
T581	T581917	TRIM KITFAUCET/WTR RAINBW BLK	\$530	-
T581	T581940	TRIM KITFAUCET/WTR RAINBW WHT	\$480	-
T581	T581969	TRIM KITFAUCET/WTR RAINBW OYS	\$530	-
T582	T582000	PLUMBING KIT NTR	\$189	-
T582	T582000	Rough Plumbing / Valves and Fill Spout (Model T581)	\$189	-
U395	U395000	RAPID HEAT DSCHRG HEATER KIT	\$363	-
X523	X523805	BAND HANDLE SINGLE PLI	\$185	-
X523	X523815	BAND HANDLE SINGLE SNI	\$185	-
X523	X523826	BAND HANDLE SINGLE BNI	\$185	-
X523	X523827	BAND HANDLE SINGLE CRM	\$135	-
X523	X523829	BAND HANDLE SINGLE BBR	\$185	-
X523	X523845	BAND HANDLE SINGLE ORB	\$185	-
X523	X523860	BAND HANDLE SINGLE CBC	\$185	-
X523	X523868	BAND HANDLE SINGLE BCB	\$185	-
X524	X524805	RING HANDLE SINGLE PLI	\$185	-
X524	X524815	RING HANDLE SINGLE SNI	\$185	-
X524	X524826	RING HANDLE SINGLE BNI	\$185	-
X524	X524827	RING HANDLE SINGLE CRM	\$135	-
X524	X524829	RING HANDLE SINGLE BBR	\$185	-
X524	X524845	RING HANDLE SINGLE ORB	\$185	-
X524	X524860	RING HANDLE SINGLE CBC	\$185	-
X524	X524868	RING HANDLE SINGLE BCB	\$185	-
X525	X525805	ROPE HANDLE SINGLE PLI	\$250	-
X525	X525815	ROPE HANDLE SINGLE SNI	\$250	-
X525	X525826	ROPE HANDLE SINGLE BNI	\$250	-
X525	X525827	ROPE HANDLE SINGLE CRM	\$200	-
X525	X525829	ROPE HANDLE SINGLE BBR	\$250	-
X525	X525845	ROPE HANDLE SINGLE ORB	\$250	-

DISCONTINUED ITEMS

CORE	PART NUMBER	DESCRIPTION	LIST PRICE WHITE 1/1/09	LIST PRICE COLOR 1/1/09
X525	X525860	ROPE HANDLE SINGLE CBC	\$250	-
X525	X525868	ROPE HANDLE SINGLE BCB	\$250	-
X526	X526805	FACETED HANDLE SINGLE PLI	\$185	-
X526	X526815	DIAMOND HANDLE SINGLE SNI	\$185	-
X526	X526826	DIAMOND HANDLE SINGLE BNI	\$185	-
X526	X526827	DIAMOND HANDLE SINGLE CRM	\$135	-
X526	X526829	DIAMOND HANDLE SINGLE BBR	\$185	-
X526	X526845	DIAMOND HANDLE SINGLE ORB	\$185	-
X526	X526860	DIAMOND HANDLE SINGLE CBC	\$185	-
X526	X526868	DIAMOND HANDLE SINGLE BCB	\$185	-
X550	X550805	W/R ULTRA F/S BATH PLI	\$930	-
X550	X550815	W/R ULTRA F/S BATH SNI	\$930	-
X550	X550826	W/R ULTRA F/S BATH BNI	\$930	-
X550	X550827	W/R ULTRA F/S BATH CRM	\$840	-
X550	X550829	W/R ULTRA F/S BATH BBR	\$840	-
X550	X550845	W/R ULTRA F/S BATH ORB	\$930	-
X553	X553805	W/R LS FILL SPOUT W/VALVES PLI	\$880	-
X553	X553815	W/R LS FILL SPOUT W/VALVES SNI	\$880	-
X553	X553826	W/R LS FILL SPOUT W/VALVES BNI	\$880	-
X553	X553827	W/R LS FILL SPOUT W/VALVES CRM	\$800	-
X553	X553829	W/R LS FILL SPOUT W/VALVES BBR	\$800	-
X553	X553845	W/R LS FILL SPOUT W/VALVES ORB	\$880	-
X559	X559805	TRIP LEVER DRAIN PLI	\$236	-
X559	X559815	TRIP LEVER DRAIN SNI	\$236	-
X559	X559829	TRIP LEVER DRAIN BBR	\$236	-
Y200	Y200	ALLUSION 72x42 RH AB	\$4,828	\$4,878
Y750	Y750	ALLUSION 72x36 RH AB	\$4,554	\$4,604
Y800	Y800	ALLUSION 66x36 RH AB	\$4,282	\$4,332
Y850	Y850	BELLAVISTA 72x42 RH AB	\$4,829	\$4,879
Y875	Y875	BELLAVISTA 66x42 RH AB	\$4,501	\$4,551
Y950	Y950	FRESCO 72x42 LUX RH AB WHT	\$4,053	\$4,103

TERMS AND CONDITIONS OF SALE

ACCEPTANCE OF ORDER:

Acceptance by JACUZZI LUXURY BATH (the "Company") of all orders is expressly made conditional on assent to the terms and conditions stated herein unless otherwise agreed to in writing by a duly authorized officer of the Company. In any and all cases of conflict between the terms and conditions stated herein and the provisions of any purchase order, the terms and conditions stated herein shall prevail.

Our terms and conditions of sale can change without notice and any orders accepted by the Company are subject to the terms and conditions in effect at the time the order was received by the Company.

- a. **Written Purchase Orders:** The Company requires Distributor purchase orders or changes in purchase orders be submitted in writing to the Company's Home Office in Chino, CA. Oral orders or changes to purchase orders will not be accepted.
- b. **Order Acknowledgements:** Company Acknowledgements of orders should be examined carefully and promptly and any questions pertaining to our interpretation of any order or item should be promptly called to our attention. Unless otherwise confirmed in writing by the Company, the Company will ship the order as described in our original Acknowledgement.
- c. **Order Change or Cancellation:** No change or cancellation of an order will be accepted without prior written approval by the Company and prior agreement by the customer to pay all costs reasonably incurred by the Company with respect to such order. A three-day grace period is provided on all acrylic bath and shower orders for changes and cancellations. After three days, cancellations or changes will result in a \$100 cancellation or restocking fee.
- d. **Special Orders:** Cancellations or changes in specifications will not be accepted after production has started on special orders for (1) accessories and options which involve special drilled items or modifications or fittings, or (2) parts produced for the Company by other manufacturers.

DELIVERY:

All merchandise shall be deemed delivered to, and title thereto shall be deemed to pass to, the customer at the time the merchandise is placed in the hands of the carrier for shipment to the customer; the risk of loss, damage or destruction of any merchandise is assumed by the customer upon such delivery. No claim for shipping errors may be made unless submitted to the Company within ten (10) days after receipt of merchandise by the customer and unless the claim is based on the terms and conditions of sale listed herein. Delivery, shipping, or due dates undertaken by the Company are approximate and not to be construed as a condition or term of sale. The Company reserves the right to ship products to Distributor in installments or separate lots and to fill Distributor's orders in the order of the Company's choice. The Company shall not be liable for any delay in shipping or delivery of goods.

ROUTING:

Shipment of merchandise shall be to the customer's warehouse unless another point of shipment is requested by the customer and agreed to by the Company. Distributor may not reject or revoke its acceptance of any Product unless the non-conformity of such Product is substantial. No non-conformity in any lot or installment shall constitute grounds for claiming breach of an entire purchase order or the Distribution Agreement, and any products, lots or installments whose conformity Distributor does not dispute shall be paid for in accordance with the current terms and conditions of sale, regardless of any dispute concerning other shipments or installments, undelivered Products, outstanding warranty or advertising claims or credits, or accounting disputes. The Company reserves the right to cure, by repair or replacement, any non-conformity within a reasonable time after receiving written notice of such defects from Distributor. Distributor has ten (10) days following delivery of Products hereunder to give Company written notice of any claimed non-conformity of such Products. Distributor agrees that such notice period is reasonable. Failure to give timely notice, as provided above, shall be deemed irrevocable acceptance of such Products.

RETURNS:

Unless expressly authorized in correction of Company error, all new merchandise approved by the Company for return must be in resalable condition and is subject to restocking charge of twenty-five percent (25%) of the invoice price at the time of sale of the returned merchandise. Merchandise must be returned prepaid to an address designated by the Company. Credit due to the customer shall not be taken as a deduction against the payment of an invoice, but will be paid by the Company only on a credit memorandum issued by the Company.

DESIGN:

The Company reserves the right to make revisions without notice in the design of products or packaging. Products are designed for domestic use only and electrical products are available only with 60 cycle motors.

SECURITY AGREEMENT:

Unless otherwise prohibited by law, the Company shall have a Perfected Purchase Money Security Interest in all merchandise sold to the Dealer, Distributor or customer. Such Dealer, Distributor or customer agrees to promptly execute any such documents requested by the Company pursuant to this section and hereby authorizes Company to execute and file any such documents necessary to protect Company's interest in the merchandise. Dealer, Distributor and customer expressly agree not to encumber the merchandise or grant any subsequent security interests to any third parties and expressly agree to waive any rights to object to the Purchase Money Security Interest.

TERMS AND CONDITIONS OF SALE

WAIVER:

The waiver or non-enforcement by the Company of any of the foregoing terms and conditions shall not be deemed a waiver of any other term or condition and shall not be deemed a waiver of such term or condition with respect to future sales transactions. Any judicial determination that any of the foregoing terms or conditions is invalid or unenforceable shall not affect the validity or enforceability of any other term or condition.

CODES:

Since local code requirements vary greatly throughout the country, Distributors, Dealers, installation contractors, and users of electric and plumbing products should determine whether there are any code restrictions on the use of a specific product. The Company makes no representation or warranty regarding and shall not be responsible for, any code compliance.

TAXES:

The Company's price does not include sales, use, excise or similar taxes and the same will be added to the price.

PRICES:

Prices, quotations and pricing agreements are subject to change without notice and will be applied as in effect at the time of shipment. Prices may be adjusted by the Company from time to time as described on price lists and notices to Distributor. Prices do not include shipping, special packaging, insurance and other similar charges.

WARRANTY RESPONSIBILITIES:

The Company provides an express limited warranty to the consumer. For the specific provisions of the warranty, refer to the published warranty applicable to the particular product.

The Distributor and Dealer are responsible for providing a copy of the applicable express limited warranty to users, installers, and contractors, at or before sale of each product, and obtaining evidence of receipt of the warranty by these persons. Distributor and Dealer each agree to include within any contract for sale of JACUZZI LUXURY BATH product, and will require that any purchaser include within any contract whereby purchaser resells such product, the following terms:

"Buyer acknowledges receipt, at or before the time of sale, of a copy of the applicable express limited warranty for each JACUZZI LUXURY BATH product purchased. Buyer agrees to furnish to any subsequent purchaser, at or before resale of any JACUZZI LUXURY BATH product, a copy of the applicable express limited warranty, and Buyer further agrees that the terms of this paragraph will be incorporated within any such contract of sale or resale."

In addition to the above, the Distributor and Dealer are responsible for communicating the procedure for resolving claims for warranty service to users, installers and contractors and shall:

- A.** Promptly refer written and oral warranty claims by users and installers to an Authorized Service Agent or an Authorized Representative of the Company.
- B.** Retrieve and exchange defective or damaged units when requested to do so by an Authorized Representative of the Company.
- C.** Return replaced units to the Company or destroy such units when instructed by an Authorized Representative of the Company.

PRODUCT MODIFICATIONS OR DISCONTINUANCE:

The Company reserves the right to discontinue the manufacture of any model, or to make changes in design for product improvement, without incurring any obligation to furnish or install the same on any product previously furnished. Upon the mailing by the Company to the purchaser hereunder (e.g., Distributor or Dealer) of Notice of Discontinuance of Manufacture, all warranty claims arising after the date set forth in said Notice shall be the sole responsibility of the purchaser hereunder, and said purchaser shall indemnify the Company against all costs and/or liability resulting from such warranty claims.

TERMS OF PAYMENT:

Payment terms are 2% 30 Net 60 - Invoices are dated according to the date product is shipped. A 2% discount for product only (this excludes freight, taxes, literature, sales aids, displays, parts and repairs) may be taken if payment for the invoice is received at our lock box 30 days from the date of shipment. Net payment of the invoice is due 60 days from the date of shipment. A one and one half percent (1-1/2%) per month finance charge or the legal maximum rate, whichever is less, will be assessed on any amount not paid within thirty (30) days of the discount date. All charges for literature, sales aids, displays and parts are due net thirty (30) days. In case of any nonpayment, the Company may require immediate payment in full or terminate the contract with the right to require the return of any shipped products and to retain any payments already received as compensation for damages, reserving the right to bring an action for damages. In the event counsel must be employed for collection, Distributor agrees to pay all reasonable fees and cost without protest.

FORCE MAJEURE:

Any delay, failure to deliver, or breach by the Company due to fire, explosion, flood, riot, labor dispute, shortage, act of war, act of terrorism, failure of supplier, carrier, accident, act of God, change in law, government or police act, order or restriction, or other event or circumstance beyond the Company's reasonable control shall be excused.

WARRANTY SUMMARY*

LUXURY BATHS	Limited Lifetime Warranty, 2 Years for Labor and Travel, Accessories 90 days for parts only
WALK-IN BATHS	Limited Lifetime Warranty, 2 Years for Labor and Travel, Accessories 90 days for parts only
FREESTANDING BATHS	Limited Lifetime Warranty, 2 Years for Labor and Travel, Accessories 90 days for parts only
COMFORT BATHS	Limited Lifetime Warranty, 2 Years for Labor and Travel, Accessories 90 days for parts only
SHOWER HEADS	Limited Lifetime on all finishes except Oil Rubbed Bronze (Five Years)
SHOWER PANELS	One-Year Limited Warranty
SHOWER BASES	One-Year Limited Warranty
SHOWER SYSTEMS	One-Year Limited Warranty
SHOWER ACCESSORIES	90-Day Parts Only
STEAMPRO 120	One-Year Limited Warranty
STEAMPRO 5kW, 7kW, 10kW	Five-Year Limited Warranty
TOILETS	Five-Year Parts Only
TOILET SEATS	One-Year Parts Only
REFRESH TOILET SEAT	Two-Year Parts Only
SINKS	Two-Year Parts Only
FLOOR WARMING	Fifteen-Year Parts Only for Mat, Eighteen Months Parts Only for Control
TOWEL WARMING DRAWER	One-Year Limited Warranty

*Please see full warranty on the website or on your product manual for more detailed information.

WARRANTY LIMITATIONS

Our limited warranty does not cover defects, damage, or failure caused by the common carrier, installer, user, or other persons, pets, or rodents, or resulting from, without limitation, any of the following: careless handling (lifting unit by plumbing, abrading finish, etc.) including its own negligence; modification of any type for any reason (including modification to meet local codes); improper installation (including installation not in accordance with instructions and specifications provided with the unit); connections supplied by the installer of the equipment; improper voltage supply or unauthorized electrical modification; misuse; incorrect operation, or lack of proper routine maintenance; operation of the unit without specified minimum amount of water or at inappropriate water temperature; use of abrasive or improper cleaners; or acts of God, such as lightning, floods, earthquakes, etc.

In addition, THE COMPANY WILL NOT BE RESPONSIBLE FOR INCIDENTAL OR CONSEQUENTIAL DAMAGES or losses arising from any cause (e.g., water damage to carpet, ceiling, tiles, marble, loss of use, etc.) including its own negligence; damages to, respecting, or resulting from: plated parts when pool and/or spa chemicals are used in the unit or hard water conditions; optional bath equipment not manufactured by the Company but supplied by Dealer, installer or the Company; the unit's prior usage as an operational display; or defects that should have been discovered before installation.

This limited warranty does not include: labor, transportation, or other costs incurred in the removal and/or reinstallation of the original unit and/or installation of a replacement unit; any costs relating to obtaining access for repair; or loss of use damage, including loss of sales, profit or business advantage of any kind under any circumstances. Bath units are excluded from any warranty coverage if any addition, deletion, or modification of any kind whatsoever has been made to the unit (or to any component).

Warranty coverage is provided in the United States of America and Canada only.

EXCLUSION OF IMPLIED WARRANTIES

IMPLIED WARRANTIES OF MERCHANTABILITY AND FITNESS FOR A PARTICULAR PURPOSE ARE DISCLAIMED TOGETHER OR TO THE FULLEST EXTENT ALLOWED BY LAW.

NOTICE: This warranty gives you specific legal rights, and you may also have other rights which vary from state to state. There are no warranties applicable to Jacuzzi Luxury Bath products except as expressly stated herein or as implied by applicable state and federal laws. The Company will not be responsible for any statements or representations made in any form that go beyond, are broader than or are inconsistent with any authorized literature or specifications furnished by the Company.

WARRANTY SUMMARY*

Some states do not allow limitations on how long an implied warranty lasts, or the exclusion or limitation of incidental or consequential damages, so the above limitations and exclusions may not apply to you.

RETURN OF WARRANTY CARD

The attached Warranty Registration Card MUST be filled out by the purchaser within thirty (30) days from purchase and received by Jacuzzi Luxury Bath in order for this warranty to become effective.

RESPONSIBILITIES OF OTHERS

Inspecting the unit prior to installation is the responsibility of the installer or building contractor who acts on behalf of the user. They are responsible for ensuring the unit is free of defect or damage. Notices are placed on and in the unit and on the shipping carton advising the installer of this responsibility. In the event of a problem, the unit must not be installed. The Company is not responsible for failures or damage that could have been discovered, repaired, or avoided by proper inspection and testing (including proper water testing) prior to installation.

Damage occurring in transit is the responsibility of the carrier. The user or installer MUST open the crate and inspect the unit for damage when it is delivered. If damage is discovered, it must be reported immediately to the seller and the carrier in writing, and an inspection requested. Failure of the carrier to respond should be reported to the seller and the carrier. Your freight claims should be filed promptly thereafter.

It is the responsibility of the installer, building contractor, or user to provide access for service. The Company is not responsible for any costs relating to obtaining access for repair. The user shall bear such costs and, if appropriate, must seek recovery from the installer.

Damage occurring to the unit during installation is the responsibility of the installer and/or building contractor and damage occurring thereafter is the responsibility of the user.

Failure of any optional equipment is the sole responsibility of the equipment manufacturer except as provided above and shall not extend to or apply to any replacement parts for the Options and accessories. Any replacement parts shall be covered by the original equipment manufacturer.

The Distributor or Dealer is responsible for knowing local code requirements and notifying the installing contractor and/or user of these requirements at the time of purchase. The Company is not responsible for costs to modify any product to obtain any code approval, such as city, county, or state building codes in U.S.A. or municipal or provincial codes in Canada.

WARRANTY SERVICE

For the customer's benefit, the Company maintains a list of independent service personnel to perform required warranty service repairs. Such firms are not agents or representatives of the Company and cannot bind the Company by words or conduct.

The Company will provide the warranty service described above when the following conditions have been met: the failure is of the nature or type covered by the warranty; the user has informed an Authorized Jacuzzi Luxury Bath Service Agent or Warranty Service Department Representative of the nature of the problem during the warranty period; conclusive evidence (e.g., proof of purchase or installation) is provided to the foregoing by the user proving that the failure occurred or was discovered within the warranty period; an authorized independent service person or Company representative has been permitted to inspect the unit during regular business hours within a reasonable time after the problem was reported by the user.

In order to obtain warranty service, contact the nearest Jacuzzi Luxury Bath Authorized Service Agent (http://www.jacuzzi.com/trade/bath_product_support/repairs/) for listing. Describe the problem and the Authorized Service Agent will inspect the unit and provide the required warranty service.

If you are unable to contact a Jacuzzi Luxury Bath Authorized Service Agent, call or write:

Jacuzzi Luxury Bath
Warranty Service Department
14525 Monte Vista Avenue
Chino, California 91710
Call: 1-(800) 288-4002

To obtain warranty replacement for factory-installed components for Company supplied options and accessories manufactured and supplied by the Company, call or write the above. Provide a description of the problem and proof of purchase. You will be instructed how to obtain replacements and where to return, at your expense, the failed component(s), option(s), or accessory(ies).

All replacement parts, equipment, and repairs shall assume the remaining warranty period of the part(s) replaced.

The Company's warranty obligation shall be discharged upon tender of replacement or repair. The customer's refusal to accept the tender terminates the Company's warranty obligation.

FREIGHT TERMS

<p>LUXURY COLLECTION BATHS Luxury & Walk-In Whirlpool Baths Luxury & Walk-In Salon™ Spas Luxury & Freestanding Pure Air® Baths Luxury & Freestanding Soaker Baths • All customers at Silver Level or above • Includes Luxury Collection Product ONLY orders</p>	<p>1 or more Luxury Collection Products</p> <p>FFA</p>	
<p>COMFORT SERIES BATHS Comfort & Comfort Plus Series Whirlpool Baths Comfort Series Pure Air® Baths Comfort Series Soaker Baths Bath Skirts</p> <p>SHOWER PRODUCTS Tru-Level™ Shower Bases Bonaire™ Sedona™ Ristorre™</p>	<p>1,000 lbs. or more</p> <p>FFA</p>	<p>0 – 1,000 lbs.</p> <p>\$75 HANDLING CHARGE PER PURCHASE ORDER</p>
<p>ACCESSORIES Bath Accessories Trim Kits Fill Spouts Drain Kits Jacuzzi® Radiant Floor Warming System Jacuzzi® Towel Warming Drawer Refresh™ Personal Hygiene System • Excludes Acrylic, China Fixtures</p>	<p>30 - 1,000 lbs.</p> <p>\$75 HANDLING CHARGE PER PURCHASE ORDER</p>	<p>Less than 30 lbs.</p> <p>\$25 HANDLING CHARGE PER PURCHASE ORDER</p>
<p>JACUZZI SYSTEM CLEAN™ Minimum of Case Quantity</p>	<p>FFA</p>	

OLD CORE #	NEW PRODUCT CODE	DESCRIPTION	PAGE	OLD CORE #	NEW PRODUCT CODE	DESCRIPTION	PAGE
4480	NOV6042 WLR 2XX	Nova 6042 Whirlpool LH	74	DB65	AMI7236 WRG 2CJ	Amiga 7236 Whirlpool Heater Chroma Plus RH	56
4481	NOV6042 BUX XXX	Nova 6042 Bath	74	DB77	TAR6060 WCB 2CJ	Tara 6060 Whirlpool Heater Chroma Plus RB	83
6800	NOV7242 WLR 2XX	Nova 7242 Whirlpool LH	75	DB83	TAR6060 WCL 2CJ	Tara 6060 Whirlpool Heater Chroma Plus LH	83
6880	SIG6042 WCR 2XX	Signa 6042 Whirlpool RH	80	DB89	TAR6060 WCE 2CJ	Tara 6060 Whirlpool Heater Chroma Plus LB	83
7263	NOV7242 BUX XXX	Nova 7242 Bath	75	DB95	BEL6060 WCF 4CH	Bellavista 6060 Whirlpool Chroma RF	14
8450	TAR6060 WCR 2XX	Tara 6060 Whirlpool RH	83	DC01	BEL6060 WCL 4CH	Bellavista 6060 Whirlpool Chroma LH	13
9180	AMI7236 BUX XXX	Amiga 7236 Bath	56	DT00	REA7242 CCR 4CH	Real 7242 Salon Chroma RH	33
9191	TAR6060 BCX XXX	Tara 6060 Bath	83	DT10	BEL6042 CCR 4CH	Bellavista 6042 Salon Chroma RH	9
9230	NOV6042 WRL 2XX	Nova 6042 Whirlpool RH	74	DT20	BEL6060 CCR 4CH	Bellavista 6060 Salon Chroma RH	14
9235	NOV7242 WRL 2XX	Nova 7242 Whirlpool RH	75	DX95	SIG6042 WCF 2XX	Signa 6042 Whirlpool RF	80
9330	RIV6243 WLR 2XX	Riva 6243 Whirlpool LH	78	DY03	SIG7242 WCF 2XX	Signa 7242 Whirlpool RF	81
9360	RIV6243 BUX XXX	Riva 6243 Bath	78	DY06	SIG6042 WCG 2XX	Signa 6042 Whirlpool LF	80
9590	CAP5555 WCR 2XX	Capella 5555 Whirlpool RH	58	DY45	BEL6642 CCR 4CH	Bellavista 6642 Salon Chroma RH	10
9625	SIG6042 BCX XXX	Signa 6042 Bath	80	DY75	BEL7242 CCR 4CH	Bellavista 7242 Salon Chroma RH	12
B460	SIG7242 WCR 2XX	Signa 7242 Whirlpool RH	81	EA00	NOV6042 ALR 2XX	Nova 6042 Pure Air LH	74
B540	SIG7242 WCL 2XX	Signa 7242 Whirlpool LH	81	EA10	NOV7242 ALR 2XX	Nova 7242 Pure Air LH	75
B685	RIV7242 BUX XXX	Riva 7242 Bath	79	EA30	RIV6243 ALR 2XX	Riva 6243 Pure Air LH	78
B690	RIV7242 WLR 2XX	Riva 7242 Whirlpool LH	79	EA40	RIV7242 ALR 2XX	Riva 7242 Pure Air LH	79
B950	TAR6060 WCL 2XX	Tara 6060 Whirlpool LH	83	EA50	LXS6032 ALR 2XX	Luxura Skirted 6032 Pure Air LH	69
BA05	ALL7242 BCX XXX	Allusion 7242 Bath	8	EA60	LXS6032 ARL 2XX	Luxura Skirted 6032 Pure Air RH	69
BA06	ALL7236 BCX XXX	Allusion 7236 Bath	7	EA70	MIT6042 ACR 2XX	Mito 6042 Pure Air RH	72
BA07	ALL6636 BCX XXX	Allusion 6636 Bath	6	EA80	SIG6042 ACR 2XX	Signa 6042 Pure Air RH	80
BE20	MIT7242 ACR 2XX	Mito 7242 Pure Air RH	72	EA90	SIG7242 ACR 2XX	Signa 7242 Pure Air RH	81
BE30	AMI7236 ALR 2XX	Amiga 7236 Pure Air LH	56	EB00	TAR6060 ACR 2XX	Tara 6060 Pure Air RH	83
BE60	CAP6060 ACR 2XX	Capella 6060 Pure Air RH	58	EB20	LUN7242 ACR 2XX	Luna 7242 Pure Air RH	66
BF75	LUN7242 WCR 2XX	Luna 7242 Whirlpool RH	66	EB30	CET6032 ALR 2XX	Cetra 6032 Pure Air LH	61
BF90	CET6036 ALR 2XX	Cetra 6036 Pure Air LH	61	ED75	ALL7242 WCR 4CH	Allusion 7242 Whirlpool Chroma RH	8
BG55	CAP6060 WCG 2XX	Capella 6060 Whirlpool LF	58	ED80	ALL7236 WCR 4CH	Allusion 7236 Whirlpool Chroma RH	7
BK10	ALL7242 CCR 4CH	Allusion 7242 Salon Chroma RH	8	ED85	ALL6636 WCR 4CH	Allusion 6636 Whirlpool Chroma RH	6
BK20	ALL7236 CCR 4CH	Allusion 7236 Salon Chroma RH	7	EE10	BEL6042 WCR 4CH	Bellavista 6042 Whirlpool Chroma RH	9
BK30	ALL6636 CCR 4CH	Allusion 6636 Salon Chroma RH	6	EE15	BEL6642 WCR 4CH	Bellavista 6642 Whirlpool Chroma RH	10
BP69	AMI7236 WLR 2CJ	Amiga 7236 Whirlpool Heater Chroma Plus LH	56	EE20	BEL7242 WCR 4CH	Bellavista 7242 Whirlpool Chroma RH	11
BP75	LUN7242 WCR 2CJ	Luna 7242 Whirlpool Heater Chroma Plus RH	66	EE25	BEL6060 WCR 4CH	Bellavista 6060 Whirlpool Chroma RH	13
BP81	SIG6042 WCR 2CJ	Signa 6042 Whirlpool Heater Chroma Plus RH	80	EE45	DUE6042 WCR 4IH	Duetta 6042 Whirlpool Illuma RH	15
BP87	SIG7242 WCR 2CJ	Signa 7242 Whirlpool Heater Chroma Plus RH	81	EE55	DUE6636 WCR 4IH	Duetta 6636 Whirlpool Illuma RH	16
BP93	CTS6036 WLR 2CJ	Cetra Skirted 6036 WP Heater Chroma Plus LH	62	EE65	DUE6642 WCR 4IH	Duetta 6642 Whirlpool Illuma RH	17
BP99	CTS6036 WRL 2CJ	Cetra Skirted 6036 WP Heater Chroma Plus RH	62	EE75	DUE7242 WCR 4IH	Duetta 7242 Whirlpool Illuma RH	18
BR05	TAR6060 WCR 2CJ	Tara 6060 Whirlpool Heater Chroma Plus RH	83	EE90	ELA6042 WLR 4IH	Elara 6042 Whirlpool Illuma LH	19
BT60	ALL7242 CCR 4IH	Allusion 7242 Salon Illuma RH	8	EE95	ELA6042 WRL 4IH	Elara 6042 Whirlpool Illuma RH	19
BT65	BEL7242 WCL 4CH	Bellavista 7242 Whirlpool Chroma LH	11	EF10	ELA6636 WLR 4IH	Elara 6636 Whirlpool Illuma LH	20
BT70	ALL7236 CCR 4IH	Allusion 7236 Salon Illuma RH	7	EF15	ELA6636 WRL 4IH	Elara 6636 Whirlpool Illuma RH	20
BT80	ALL6636 CCR 4IH	Allusion 6636 Salon Illuma RH	6	EF30	ELA7242 WLR 4IH	Elara 7242 Whirlpool Illuma LH	21
C100	SIG7242 BCX XXX	Signa 7242 Bath	81	EF35	ELA7242 WRL 4IH	Elara 7242 Whirlpool Illuma RH	21
C540	SIG6042 WCL 2XX	Signa 6042 Whirlpool LH	80	EF50	FUZ7236 WRL 4CH	Fuzion 7236 Whirlpool Chroma RH	23
C800	CAP5555 BCX XXX	Capella 5555 Bath	58	EF65	FUZ7236 WRL 4IH	Fuzion 7236 Whirlpool Illuma RH	23
DA50	NOV6042 WLB 2XX	Nova 6042 Whirlpool LH	74	EF80	FUZ7236 WLR 4CH	Fuzion 7236 Whirlpool Chroma LH	22
DA55	NOV6042 WRG 2XX	Nova 6042 Whirlpool RH	74	EF95	FUZ7236 WLR 4IH	Fuzion 7236 Whirlpool Illuma LH	22
DA70	NOV7242 WLB 2XX	Nova 7242 Whirlpool LH	75	EG10	FUZ7260 WCR 4CH	Fuzion 7260 Whirlpool Chroma LH	26
DB35	AMI7236 WLB 2CJ	Amiga 7236 Whirlpool Heater Chroma Plus LH	56	EG25	FUZ7260 WCR 4IH	Fuzion 7260 Whirlpool Illuma LH	26
DB47	AMI7236 WLF 2CJ	Amiga 7236 Whirlpool Heater Chroma Plus LH	56	EG40	FUZ7260 WCL 4CH	Fuzion 7260 Whirlpool Chroma RH	26
DB53	AMI7236 WRE 2CJ	Amiga 7236 Whirlpool Heater Chroma Plus RH	56	EG55	FUZ7260 WCL 4IH	Fuzion 7260 Whirlpool Illuma RH	26

OLD CORE #	NEW PRODUCT CODE	DESCRIPTION	PAGE
EG70	FUZ7260 WCD 4CH	Fuzion 7260 Dual WP Chroma	27
EG85	FUZ7260 WCD 4IH	Fuzion 7260 Dual WP Illuma	27
EH00	FUZ6666 WCR 4CH	Fuzion 6666 Whirlpool Chroma RH	29
EH15	FUZ6666 WCR 4IH	Fuzion 6666 Whirlpool Illuma RH	29
EH30	FUZ6666 WCL 4CH	Fuzion 6666 Whirlpool Chroma LH	29
EH45	FUZ6666 WCL 4IH	Fuzion 6666 Whirlpool Illuma LH	29
EH85	REA7242 WCR 4CH	Real 7242 Whirlpool Chroma RH	33
EJ91	LXS6030 BLX XXX	Luxura Skirted 6030 Bath LH	69
EJ96	LXS6030 BRX XXX	Luxura Skirted 6030 Bath RH	69
EK75	LUN7242 WCL 2XX	Luna 7242 Whirlpool LH	66
EM80	AMI7236 WRL 2CJ	Amiga 7236 Whirlpool Heater Chroma Plus RH	56
EM90	CAP6060 WCR 2CJ	Capella 6060 WP Heater Chroma Plus RH	58
EN00	CAP6060 WCL 2CJ	Capella 6060 Whirlpool Heater Chroma Plus LH	58
EN10	CPS6060 WCF 2CJ	Capella Skirted 6060 WP Heater Chroma Plus RF	59
EN20	CET6032 WLR 2CJ	Cetra 6032 Whirlpool Heater Chroma Plus LH	61
EN30	CET6032 WRL 2CJ	Cetra 6032 Whirlpool Heater Chroma Plus RH	61
EN40	CET6036 WLR 2CJ	Cetra 6036 Whirlpool LH	61
EN50	CET6036 WRL 2CJ	Cetra 6036 Whirlpool RH	61
EN80	LUN7242 WCL 2CJ	Luna 7242 Whirlpool Heater Chroma Plus LH	66
EN90	MIT6042 WCR 2CJ	Mito 6042 Whirlpool Heater Chroma Plus RH	72
EP00	MIT6042 WCL 2CJ	Mito 6042 Whirlpool Heater Chroma Plus LH	72
EP10	MIT7242 WCR 2CJ	Mito 7242 Whirlpool Heater Chroma Plus RH	72
EP20	MIT7242 WCL 2CJ	Mito 7242 Whirlpool Heater Chroma Plus LH	72
EP30	SIG6042 WCL 2CJ	Signa 6042 Whirlpool Heater Chroma Plus LH	80
EP40	SIG7242 WCL 2CJ	Signa 7242 Whirlpool Heater Chroma Plus LH	81
EP60	TRS6060 WCR 2CJ	Tara Skirted 6060 WP Heater Chroma Plus RH	83
ER30	GAL6243 WLR 2CJ	Gallery 6243 Whirlpool Heater Chroma Plus LH	64
ER40	GAL6243 WRL 2CJ	Gallery 6243 Whirlpool Heater Chroma Plus RH	64
ER50	GAL7242 WLR 2CJ	Gallery 7242 Whirlpool Heater Chroma Plus LH	64
ER60	GAL7242 WRL 2CJ	Gallery 7242 Whirlpool Heater Chroma Plus RH	64
ER70	LXS6032 WLR 2CJ	Luxura SK 6032 WP Heater Chroma Plus LH	69
ER80	LXS6032 WRL 2CJ	Luxura SK 6032 WP Heater Chroma Plus RH	69
ER90	NOV6042 WLR 2CJ	Nova 6042 Whirlpool Heater Chroma Plus LH	74
ES00	NOV6042 WRL 2CJ	Nova 6042 Whirlpool Heater Chroma Plus RH	74
ES10	NOV7242 WLR 2CJ	Nova 7242 Whirlpool Heater Chroma Plus LH	75
ES20	NOV7242 WRL 2CJ	Nova 7242 Whirlpool Heater Chroma Plus RH	75
ES30	RIV6243 WLR 2CJ	Riva 6243 Whirlpool Heater Chroma Plus LH	78
ES40	RIV6243 WRL 2CJ	Riva 6243 Whirlpool Heater Chroma Plus RH	78
ES50	RIV7242 WLR 2CJ	Riva 7242 Whirlpool Heater Chroma Plus LH	79
ES60	RIV7242 WRL 2CJ	Riva 7242 Whirlpool Heater Chroma Plus RH	79
ES75	LUN7242 BCX XXX	Luna 7242 Bath	66
ET50	RIV6243 WLF 2XX	Riva 6243 Whirlpool LH	78
EU50	F4N6030 WLR 4CH	Finestra 14" 6030 Whirlpool Chroma LH	41
EU55	F4N6030 WRL 4CH	Finestra 14" 6030 Whirlpool Chroma RH	41
EU60	F4N6036 WLR 4CH	Finestra 14" 6036 Whirlpool Chroma LH	45
EU65	F4N6036 WRL 4CH	Finestra 14" 6036 Whirlpool Chroma RH	45
EU70	ERS6032 BUX XXX	Era Slipper 6032 Bath	50
EU75	ERS6934 BUX XXX	Era Slipper 6934 Bath	51
EU95	ERD6636 BCX XXX	Era Double-Ended 6636 Bath	48
EV00	ERD7142 BCX XXX	Era Double-Ended 7142 Bath	49
EV85	F4N6030 BLX XXX	Finestra 14" 6030 Bath LH	41

OLD CORE #	NEW PRODUCT CODE	DESCRIPTION	PAGE
EV90	F4N6030 BRX XXX	Finestra 14" 6030 Bath RH	41
EW05	F4N6030 CLR 4CH	Finestra 14" 6030 Salon Chroma LH	42
EW10	F4N6030 CRL 4CH	Finestra 14" 6030 Salon Chroma RH	42
EW15	F4N6036 BLX XXX	Finestra 14" 6036 Bath LH	45
EW20	F4N6036 BRX XXX	Finestra 14" 6036 Bath RH	45
EW35	F4N6036 CLR 4CH	Finestra 14" 6036 Salon Chroma LH	46
EW40	F4N6036 CRL 4CH	Finestra 14" 6036 Salon Chroma RH	46
EY00	F7N6030 BLX XXX	Finestra 17" 6030 Bath LH	39
EY05	F7N6030 BRX XXX	Finestra 17" 6030 Bath RH	39
EY10	F7N6030 WLR 4CH	Finestra 17" 6030 Whirlpool Chroma LH	39
EY15	F7N6030 WRL 4CH	Finestra 17" 6030 Whirlpool Chroma RH	39
EY30	F7N6030 CLR 4CH	Finestra 17" 6030 Salon Chroma LH	40
EY35	F7N6030 CRL 4CH	Finestra 17" 6030 Salon Chroma RH	40
EY40	F7N6036 BLX XXX	Finestra 17" 6036 Bath LH	43
EY45	F7N6036 BRX XXX	Finestra 17" 6036 Bath RH	43
EY50	F7N6036 WLR 4CH	Finestra 17" 6036 Whirlpool Chroma LH	43
EY55	F7N6036 WRL 4CH	Finestra 17" 6036 Whirlpool Chroma RH	43
EY70	F7N6036 CLR 4CH	Finestra 17" 6036 Salon Chroma LH	44
EY75	F7N6036 CRL 4CH	Finestra 17" 6036 Salon Chroma RH	44
F933	CAP6060 BCX XXX	Capella 6060 Bath	58
F934	CAP6060 WCR 2XX	Capella 6060 Whirlpool RH	58
F941	LUX6032 WLR 2XX	Luxura 6032 Whirlpool LH	68
F942	LUX6032 WRL 2XX	Luxura 6032 Whirlpool RH	68
F943	LUX6032 BLX XXX	Luxura 6032 Bath LH	68
F946	LUX6634 WLR 2XX	Luxura 6634 Whirlpool LH	68
F947	LUX6634 WRL 2XX	Luxura 6634 Whirlpool RH	68
F948	LUX6634 BUX XXX	Luxura 6634 Bath	68
FE05	FUZ7236 CRL 4CH	Fuzion 7236 Salon Chroma RH	23
FG45	FUZ6666 CCR 4CH	Fuzion 6666 Salon Chroma RH	29
FM25	FUZ7260 CCR 4CH	Fuzion 7260 Salon Chroma RH	27
FX00	RIV6638 WLR 2CJ	Riva 6638 Whirlpool Heater Chroma Plus LH	78
FX05	RIV6638 WRL 2CJ	Riva 6638 Whirlpool Heater Chroma Plus RH	78
FX50	RIV6638 WLR 2XX	Riva 6638 Whirlpool LH	78
FX55	RIV6638 WRL 2XX	Riva 6638 Whirlpool RH	78
FX60	RIV6638 ALR 2XX	Riva 6638 Pure Air LH	78
FX65	RIV6638 BUX XXX	Riva 6638 Bath	78
G145	NVS6042 BLX XXX	Nova Skirted 6042 Bath LH	76
G150	NVS6042 BRX XXX	Nova Skirted 6042 Bath RH	76
G775	CAP6060 WCL 2XX	Capella 6060 Whirlpool LH	58
GA95	GLF7242 ALR 2XX	Gallery Freestanding 7242 Pure Air LH	52
GA99	GLF7242 BUX XXX	Gallery Freestanding 7242 Bath	52
GL25	RVF7242 AUX 2XX	Riva Freestanding 7242 Pure Air LH	54
GL26	RVF7242 BUX XXX	Riva Freestanding 7242 Bath	54
GL30	FUZ7242 WCR 5CH	Fuzion 7242 Whirlpool Chroma Lcd RH	24
GL40	FUZ7242 WCR 5IH	Fuzion 7242 Whirlpool Illuma Lcd RH	24
GL50	FUZ7242 CCR 5CH	Fuzion 7242 Salon Chroma Lcd RH	25
GL55	FUZ7242 CCR 5IH	Fuzion 7242 Salon Illuma Lcd RH	25
GL95	FUZ7242 BCX XXX	Fuzion 7242 Bath	24
GM10	MOR7537 BCX XXX	Morphosis 7537 Bath	53
GM50	SIA6636 BCX XXX	Sia 6636 Bath	36
GM55	SIA6636 WCR 5CH	Sia 6636 Whirlpool Chroma Lcd RH	36

OLD CORE #	NEW PRODUCT CODE	DESCRIPTION	PAGE
GM80	SIA7242 BCX XXX	Sia 7242 Bath	37
GM85	SIA7242 WCR 5CH	Sia 7242 Whirlpool Chroma Lcd RH	37
GN05	SIA7242 CCR 5CH	Sia 7242 Salon Chroma Lcd RH	37
GN07	SIA6636 CCR 5CH	Sia 6636 Salon Chroma Lcd RH	36
GX40	SAL6636 BCX XXX	Salerno 6636 Bath	34
GX60	SAL6636 WCR 5CH	Salerno 6636 Whirlpool Chroma Lcd RH	34
GX70	SAL6636 CCR 5CH	Salerno 6636 Salon Chroma Lcd RH	34
H168	LUX6032 BRX XXX	Luxura 6032 Bath RH	68
H265	NVS6042 WLR 2XX	Nova Skirted 6042 Whirlpool LH	76
H270	NVS6042 WRL 2XX	Nova Skirted 6042 Whirlpool RH	76
H519	MIT6042 WCL 2XX	Mito 6042 Whirlpool LH	72
H520	MIT6042 WCR 2XX	Mito 6042 Whirlpool RH	72
H521	MIT6042 BCX XXX	Mito 6042 Bath	72
H522	MIT7242 WCL 2XX	Mito 7242 Whirlpool LH	72
H523	MIT7242 WCR 2XX	Mito 7242 Whirlpool RH	72
H524	MIT7242 BCX XXX	Mito 7242 Bath	72
H525	CTS6032 WLR 2XX	Cetra Skirted 6032 Whirlpool LH	62
H526	CTS6032 WRL 2XX	Cetra Skirted 6032 Whirlpool RH	62
H527	CTS6032 BLX XXX	Cetra Skirted 6032 Bath LH	62
H528	NVS6036 WLR 2XX	Nova Skirted 6036 Whirlpool LH	75
H529	NVS6036 WRL 2XX	Nova Skirted 6036 Whirlpool RH	75
H530	NVS6036 BLX XXX	Nova Skirted 6036 Bath LH	75
H531	NOV6036 WLR 2XX	Nova 6036 Whirlpool LH	74
H532	NOV6036 WRL 2XX	Nova 6036 Whirlpool RH	74
H533	NOV6036 BUX XXX	Nova 6036 Bath	74
H534	NVS7236 WLR 2XX	Nova Skirted 7236 Whirlpool LH	76
H535	NVS7236 WRL 2XX	Nova Skirted 7236 Whirlpool RH	76
H536	NVS7236 BLX XXX	Nova Skirted 7236 Bath LH	76
H581	CTS6032 BRX XXX	Cetra Skirted 6032 Bath RH	62
H582	NVS7236 BRX XXX	Nova Skirted 7236 Bath RH	76
H583	NVS6036 BRX XXX	Nova Skirted 6036 Bath RH	75
HA70	SAL7242 BCX XXX	Salerno 7242 Bath	35
HA90	SAL7242 WCR 5CH	Salerno 7242 Whirlpool Chroma Lcd RH	35
HB00	SAL7242 CCR 5CH	Salerno 7242 Salon Chroma Lcd RH	35
K372	CPS6060 WCR 2XX	Capella Skirted 6060 Whirlpool RH	59
K374	CPS6060 BCX XXX	Capella Skirted 6060 Bath	59
K615	MJS7242 WLR 2XX	Majora Skirted 7242 Whirlpool LH	71
K618	MJS7242 BLX XXX	Majora Skirted 7242 Bath LH	71
K640	MJS7242 WRL 2XX	Majora Skirted 7242 Whirlpool RH	71
K643	MJS7242 BRX XXX	Majora Skirted 7242 Bath RH	71
K717	CPS5555 WCR 2XX	Capella Skirted 5555 Whirlpool RH	59
K723	CPS5555 BCX XXX	Capella Skirted 5555 Bath	59
KN60	FUZ7260 CCR 4IH	Fuzion 7260 Salon Illuma RH	27
N210	RIV6243 WRL 2XX	Riva 6243 Whirlpool RH	78
N274	RIV7242 WRL 2XX	Riva 7242 Whirlpool RH	79
N600	LXS6032 WLR 2XX	Luxura Skirted 6032 Whirlpool LH	69
N601	LXS6032 BLX XXX	Luxura Skirted 6032 Bath LH	69
N605	LXS6032 WRL 2XX	Luxura Skirted 6032 Whirlpool RH	69
N606	LXS6032 BRX XXX	Luxura Skirted 6032 Bath RH	69
N790	LXS6030 WLR 2XX	Luxura Skirted 6030 Whirlpool LH	69
N795	LXS6030 WRL 2XX	Luxura Skirted 6030 Whirlpool RH	69

OLD CORE #	NEW PRODUCT CODE	DESCRIPTION	PAGE
N820	TRS6060 WCR 2XX	Tara Skirted 6060 Whirlpool RH	83
N821	TRS6060 BCX XXX	Tara Skirted 6060 Bath	83
N845	GAL6243 WLR 2XX	Gallery 6243 Whirlpool LH	64
N850	GAL6243 WRL 2XX	Gallery 6243 Whirlpool RH	64
N855	GAL6243 BUX XXX	Gallery 6243 Bath	64
N860	GAL7242 WLR 2XX	Gallery 7242 Whirlpool LH	64
N865	GAL7242 WRL 2XX	Gallery 7242 Whirlpool RH	64
N870	GAL7242 BUX XXX	Gallery 7242 Bath	64
N875	CET6036 WLR 2XX	Cetra 6036 Whirlpool LH	61
N880	CET6036 WRL 2XX	Cetra 6036 Whirlpool RH	61
N885	CET6036 BUX XXX	Cetra 6036 Bath	61
N888	AMI7236 WLR 2XX	Amiga 7236 Whirlpool LH	56
N890	AMI7236 WRL 2XX	Amiga 7236 Whirlpool RH	56
R090	CTS6036 WLR 2XX	Cetra Skirted 6036 Whirlpool LH	62
R095	CTS6036 BLX XXX	Cetra Skirted 6036 Bath LH	62
R100	CTS6036 WRL 2XX	Cetra Skirted 6036 Whirlpool RH	62
R105	CTS6036 BRX XXX	Cetra Skirted 6036 Bath RH	62
T700	AMS7236 WLR 2XX	Amiga Skirted 7236 Whirlpool LH	57
T705	AMS7236 BLX XXX	Amiga Skirted 7236 Bath LH	57
T710	AMS7236 WRL 2XX	Amiga Skirted 7236 Whirlpool RH	57
T715	AMS7236 BRX XXX	Amiga Skirted 7236 Bath RH	57
T720	CET6032 WLR 2XX	Cetra 6032 Whirlpool LH	61
T725	CET6032 WRL 2XX	Cetra 6032 Whirlpool RH	61
T730	CET6032 BUX XXX	Cetra 6032 Bath	61
Y345	SGS6042 WCF 2XX	Signa Skirted 6042 Whirlpool RF	81
Y350	SGS6042 BCX XXX	Signa Skirted 6042 Bath	81
Y870	BEL7242 BCX XXX	Bellavista 7242 Bath	11
Y890	BEL6642 BCX XXX	Bellavista 6642 Bath	10
Y900	GAL6243 ALR 2XX	Gallery 6243 Pure Air LH	64
Y925	GAL7242 ALR 2XX	Gallery 7242 Pure Air LH	64

INDEX BY DIMENSIONS

EXTERIOR DIMENSIONS (LXWXH)	PRODUCT CODE (begins with)	DESCRIPTION	LIST PRICE White	LIST PRICE Color	PAGE #
2.25x4.25x1.94"	EK90000	Heated Floor Mat thermostat	\$298	n/a	102
22.75x19.5x23.06"	EU48000	Towel warming drawer 24-inch	\$2,500	n/a	102
22.75x19.5x41.06"	EU49000	Towel warming drawer 42-inch	\$3,132	n/a	102
36x36x6"	S344	Tru-Level Showerbase	\$538	\$558	95
36x42x6"	T354	Tru-Level Showerbase	\$621	\$641	95
38x38x6"	T358	Tru-Level Showerbase neo-angle	\$591	\$611	96
42x34x6"	T232	Tru-Level Showerbase	\$653	\$673	95
42x36x6"	T362	Tru-Level Showerbase	\$632	\$652	95
42x42x6"	S348	Tru-Level Showerbase	\$694	\$714	95
42x42x6"	S352	Tru-Level Showerbase neo-angle	\$653	\$673	96
42x48x6"	T366	Tru-Level Showerbase	\$725	\$745	95
48"x48x24.5"	DR52	Bonaire Showerbase LH	\$1,231	\$1,281	97
48"x48x24.5"	EU20	Bonaire Showerbase RH	\$1,231	\$1,281	97
48x30"	EK85000	Heated Floor Mat 4-ft	\$298	n/a	102
48x32x6"	T374	Tru-Level Showerbase	\$703	\$723	95
48x34x24.5"	EK21	Bonaire Showerbase LH	\$1,193	\$1,243	97
48x34x24.5"	EU25	Bonaire Showerbase RH	\$1,193	\$1,243	97
48x34x6"	S356	Tru-Level Showerbase	\$746	\$766	95
48x48x6"	S360	Tru-Level Showerbase neo-angle	\$725	\$745	96
48x48x6"	S364	Tru-Level Showerbase	\$735	\$755	95
5.62x4.45x10.83"	EV07	Era Slipper Clawfeet	\$529	\$579	51
50.67"x30.11x6.22"	EV17959	Era Double-Ended Pedestal Base - 66x36	\$706	N/A	48
54.05"x35.47x6.22"	EV14959	Era Double-Ended Pedestal Base - 71x42	\$737	N/A	49
55x55x20.25"	CAP5555 WCR	Capella 5555 Whirlpool RH	\$2,393	\$2,443	58
55x55x20.25"	CPS5555 WCR	Capella Skirted 5555 Whirlpool RH	\$3,138	\$3,188	59
55x55x20.25"	CAP5555 BCX	Capella 5555 Bath	\$1,161	\$1,211	58
55x55x20.25"	CPS5555 BCX	Capella Skirted 5555 Bath	\$1,732	\$1,782	59
60x18"	F953	Skirt (optional) for Nova 6042	\$317	\$362	105
60x20"	F954	Skirt (optional) for Luxura 6032	\$306	\$351	105
60x21"	F955	Skirt (optional) for Mito & Cetra	\$351	\$351	105

EXTERIOR DIMENSIONS (LXWXH)	PRODUCT CODE (begins with)	DESCRIPTION	LIST PRICE White	LIST PRICE Color	PAGE #
60x22"	K405	Skirt (optional) for Signa 6042	\$351	\$351	105
60x30x20.25"	LXS6030 WLR	Luxura Skirted 6030 Whirlpool LH	\$2,052	\$2,102	69
60x30x20.25"	LXS6030 WRL	Luxura Skirted 6030 Whirlpool RH	\$2,052	\$2,102	69
60x30x20.25"	LXS6030 BLX	Luxura Skirted 6030 Bath LH	\$912	\$962	69
60x30x20.25"	LXS6030 BRX	Luxura Skirted 6030 Bath RH	\$912	\$962	69
60x30x38.5"	F4N6030 CLR	Finestra 14" 6030 Salon Chroma LH	\$10,234	\$10,284	42
60x30x38.5"	F4N6030 CRL	Finestra 14" 6030 Salon Chroma RH	\$10,234	\$10,284	42
60x30x38.5"	F4N6030 WLR	Finestra 14" 6030 Whirlpool Chroma LH	\$8,757	\$8,807	41
60x30x38.5"	F4N6030 WRL	Finestra 14" 6030 Whirlpool Chroma RH	\$8,757	\$8,807	41
60x30x38.5"	F7N6030 CLR	Finestra 17" 6030 Salon Chroma LH	\$10,339	\$10,389	40
60x30x38.5"	F7N6030 CRL	Finestra 17" 6030 Salon Chroma RH	\$10,339	\$10,389	40
60x30x38.5"	F7N6030 WLR	Finestra 17" 6030 Whirlpool Chroma LH	\$8,862	\$8,912	39
60x30x38.5"	F7N6030 WRL	Finestra 17" 6030 Whirlpool Chroma RH	\$8,862	\$8,912	39
60x30x38.5"	F4N6030 ALR	Finestra 14" 6030 Pure Air Chroma LH	\$8,535	\$8,585	41
60x30x38.5"	F4N6030 ARL	Finestra 14" 6030 Pure Air Chroma RH	\$8,535	\$8,585	41
60x30x38.5"	F7N6030 ALR	Finestra 17" 6030 Pure Air Chroma LH	\$8,639	\$8,689	39
60x30x38.5"	F7N6030 ARL	Finestra 17" 6030 Pure Air Chroma RH	\$8,639	\$8,689	39
60x30x38.5"	F4N6030 BLX	Finestra 14" 6030 Bath LH	\$7,079	\$7,129	41
60x30x38.5"	F4N6030 BRX	Finestra 14" 6030 Bath RH	\$7,079	\$7,129	41
60x30x38.5"	F7N6030 BLX	Finestra 17" 6030 Bath LH	\$7,183	\$7,233	39
60x30x38.5"	F7N6030 BRX	Finestra 17" 6030 Bath RH	\$7,183	\$7,233	39
60x32x18.63"	T865	Sedona Steam Shower System RH	\$3,700	\$3,750	97
60x32x18.63"	T870	Sedona Steam Shower System LH	\$3,700	\$3,750	97
60x32x20.25"	LXS6032 WLR	Luxura Skirted 6032 Whirlpool Plus LH	\$2,701	\$2,751	69
60x32x20.25"	LXS6032 WRL	Luxura Skirted 6032 Whirlpool Plus RH	\$2,701	\$2,751	69
60x32x20.25"	LUX6032 WLR	Luxura 6032 Whirlpool LH	\$2,090	\$2,140	68
60x32x20.25"	LUX6032 WRL	Luxura 6032 Whirlpool RH	\$2,090	\$2,140	68
60x32x20.25"	LXS6032 ALR	Luxura Skirted 6032 Pure Air LH	\$2,050	\$2,100	69
60x32x20.25"	LXS6032 ARL	Luxura Skirted 6032 Pure Air RH	\$2,050	\$2,100	69
60x32x20.25"	LXS6032 WLR	Luxura Skirted 6032 Whirlpool LH	\$1,989	\$2,039	69

INDEX BY DIMENSIONS

EXTERIOR DIMENSIONS (LXWXH)	PRODUCT CODE (begins with)	DESCRIPTION	LIST PRICE White	LIST PRICE Color	PAGE #
60x32x20.25"	LXS6032 WRL	Luxura Skirted 6032 Whirlpool RH	\$1,989	\$2,039	69
60x32x20.25"	LUX6032 BLX	Luxura 6032 Bath LH	\$860	\$910	68
60x32x20.25"	LUX6032 BRX	Luxura 6032 Bath RH	\$860	\$910	68
60x32x20.25"	LXS6032 BLX	Luxura Skirted 6032 Bath LH	\$912	\$962	69
60x32x20.25"	LXS6032 BRX	Luxura Skirted 6032 Bath RH	\$912	\$962	69
60x32x20.5"	CTS6032 WLR	Cetra Skirted 6032 Whirlpool LH	\$1,914	\$1,964	62
60x32x20.5"	CTS6032 WRL	Cetra Skirted 6032 Whirlpool RH	\$1,914	\$1,964	62
60x32x20.5"	CTS6032 BLX	Cetra Skirted 6032 Bath LH	\$1,121	\$1,171	62
60x32x20.5"	CTS6032 BRX	Cetra Skirted 6032 Bath RH	\$1,121	\$1,171	62
60x32x21.25"	CET6032 WLR	Cetra 6032 Whirlpool Plus LH	\$2,401	\$2,451	61
60x32x21.25"	CET6032 WRL	Cetra 6032 Whirlpool Plus RH	\$2,401	\$2,451	61
60x32x21.25"	CET6032 ALR	Cetra 6032 Pure Air LH	\$1,740	\$1,790	61
60x32x21.25"	CET6032 WLR	Cetra 6032 Whirlpool LH	\$1,851	\$1,901	61
60x32x21.25"	CET6032 WRL	Cetra 6032 Whirlpool RH	\$1,851	\$1,901	61
60x32x21.25"	CET6032 BUX	Cetra 6032 Bath	\$860	\$910	61
60x32x24.5"	N656	Bonaire Showerbase LH	\$1,080	\$1,130	97
60x32x24.5"	N658	Bonaire Showerbase RH	\$1,080	\$1,130	97
60x32x25.8"	ERS6032 BUX	Era Slipper 6032 Bath	\$2,187	N/A	50
60x32x84.5"	M055	Bonaire Showerbase LH	\$2,850	\$2,900	97
60x32x84.5"	J279	Bonaire Showerbase RH	\$2,850	\$2,900	97
60x34x6"	T228	Tru-Level Showerbase	\$859	\$879	95
60x36x19.25"	NOV6036 WLR	Nova 6036 Whirlpool LH	\$2,022	\$2,072	74
60x36x19.25"	NOV6036 WRL	Nova 6036 Whirlpool RH	\$2,022	\$2,072	74
60x36x19.25"	NVS6036 WLR	Nova Skirted 6036 Whirlpool LH	\$2,233	\$2,283	75
60x36x19.25"	NVS6036 WRL	Nova Skirted 6036 Whirlpool RH	\$2,233	\$2,283	75
60x36x19.25"	NOV6036 BUX	Nova 6036 Bath	\$829	\$879	74
60x36x19.25"	NVS6036 BLX	Nova Skirted 6036 Bath LH	\$912	\$962	75
60x36x19.25"	NVS6036 BRX	Nova Skirted 6036 Bath RH	\$912	\$962	75
60x36x21.25"	CET6036 WLR	Cetra 6036 Whirlpool LH	\$2,560	\$2,610	61
60x36x21.25"	CET6036 WRL	Cetra 6036 Whirlpool RH	\$2,560	\$2,610	61

EXTERIOR DIMENSIONS (LXWXH)	PRODUCT CODE (begins with)	DESCRIPTION	LIST PRICE White	LIST PRICE Color	PAGE #
60x36x21.25"	CTS6036 WLR	Cetra Skirted 6036 Whirlpool Plus LH	\$2,687	\$2,737	62
60x36x21.25"	CTS6036 WRL	Cetra Skirted 6036 Whirlpool Plus RH	\$2,687	\$2,737	62
60x36x21.25"	CET6036 ALR	Cetra 6036 Pure Air LH	\$1,740	\$1,790	61
60x36x21.25"	CET6036 WLR	Cetra 6036 Whirlpool LH	\$2,010	\$2,060	61
60x36x21.25"	CET6036 WRL	Cetra 6036 Whirlpool RH	\$2,010	\$2,060	61
60x36x21.25"	CTS6036 WLR	Cetra Skirted 6036 Whirlpool LH	\$2,137	\$2,187	62
60x36x21.25"	CTS6036 WRL	Cetra Skirted 6036 Whirlpool RH	\$2,137	\$2,187	62
60x36x21.25"	CET6036 BUX	Cetra 6036 Bath	\$829	\$879	61
60x36x21.25"	CTS6036 BLX	Cetra Skirted 6036 Bath LH	\$1,151	\$1,201	62
60x36x21.25"	CTS6036 BRX	Cetra Skirted 6036 Bath RH	\$1,151	\$1,201	62
60x36x38.5"	F4N6036 CLR	Finestra 14" 6036 Salon Chroma LH	\$10,761	\$10,811	46
60x36x38.5"	F4N6036 CRL	Finestra 14" 6036 Salon Chroma RH	\$10,761	\$10,811	46
60x36x38.5"	F4N6036 WLR	Finestra 14" 6036 Whirlpool Chroma LH	\$9,284	\$9,334	45
60x36x38.5"	F4N6036 WRL	Finestra 14" 6036 Whirlpool Chroma RH	\$9,284	\$9,334	45
60x36x38.5"	F7N6036 CLR	Finestra 17" 6036 Salon Chroma LH	\$10,867	\$10,917	44
60x36x38.5"	F7N6036 CRL	Finestra 17" 6036 Salon Chroma RH	\$10,867	\$10,917	44
60x36x38.5"	F7N6036 WLR	Finestra 17" 6036 Whirlpool Chroma LH	\$9,390	\$9,440	43
60x36x38.5"	F7N6036 WRL	Finestra 17" 6036 Whirlpool Chroma RH	\$9,390	\$9,440	43
60x36x38.5"	F4N6036 ALR	Finestra 14" 6036 Pure Air Chroma LH	\$9,035	\$9,085	45
60x36x38.5"	F4N6036 ARL	Finestra 14" 6036 Pure Air Chroma RH	\$9,035	\$9,085	45
60x36x38.5"	F7N6036 ALR	Finestra 17" 6036 Pure Air Chroma LH	\$9,139	\$9,189	43
60x36x38.5"	F7N6036 ARL	Finestra 17" 6036 Pure Air Chroma RH	\$9,139	\$9,189	43
60x36x38.5"	F4N6036 BLX	Finestra 14" 6036 Bath LH	\$7,600	\$7,650	45
60x36x38.5"	F4N6036 BRX	Finestra 14" 6036 Bath RH	\$7,600	\$7,650	45
60x36x38.5"	F7N6036 BLX	Finestra 17" 6036 Bath LH	\$7,704	\$7,754	43
60x36x38.5"	F7N6036 BRX	Finestra 17" 6036 Bath RH	\$7,704	\$7,754	43
60x36x6"	S368	Tru-Level Showerbase	\$890	\$910	94
60x42x18.5"	NOV6042 WLR	Nova 6042 Whirlpool Plus LH	\$2,517	\$2,567	74
60x42x18.5"	NOV6042 WRL	Nova 6042 Whirlpool Plus RH	\$2,517	\$2,567	74
60x42x18.5"	NOV6042 ALR	Nova 6042 Pure Air LH	\$1,873	\$1,923	74

INDEX BY DIMENSIONS

EXTERIOR DIMENSIONS (LXWXH)	PRODUCT CODE (begins with)	DESCRIPTION	LIST PRICE White	LIST PRICE Color	PAGE #
60x42x18.5"	NOV6042 WLB	Nova 6042 Whirlpool LH	\$2,142	\$2,192	74
60x42x18.5"	NOV6042 WLR	Nova 6042 Whirlpool LH	\$1,967	\$2,017	74
60x42x18.5"	NOV6042 WRG	Nova 6042 Whirlpool RH	\$2,142	\$2,192	74
60x42x18.5"	NOV6042 WRL	Nova 6042 Whirlpool RH	\$1,967	\$2,017	74
60x42x18.5"	NVS6042 WLR	Nova Skirted 6042 Whirlpool LH	\$2,170	\$2,220	76
60x42x18.5"	NVS6042 WRL	Nova Skirted 6042 Whirlpool RH	\$2,170	\$2,220	76
60x42x18.5"	NOV6042 BUX	Nova 6042 Bath	\$726	\$776	74
60x42x18.5"	NVS6042 BLX	Nova Skirted 6042 Bath LH	\$809	\$859	76
60x42x18.5"	NVS6042 BRX	Nova Skirted 6042 Bath RH	\$809	\$859	76
60x42x21"	MIT6042 WCL	Mito 6042 Whirlpool Plus LH	\$2,602	\$2,652	72
60x42x21"	MIT6042 WCR	Mito 6042 Whirlpool Plus RH	\$2,602	\$2,652	72
60x42x21"	MIT6042 ACR	Mito 6042 Pure Air RH	\$1,934	\$1,984	72
60x42x21"	MIT6042 WCL	Mito 6042 Whirlpool LH	\$2,052	\$2,102	72
60x42x21"	MIT6042 WCR	Mito 6042 Whirlpool RH	\$2,052	\$2,102	72
60x42x21"	MIT6042 BCX	Mito 6042 Bath	\$787	\$837	72
60x42x22"	SIG6042 WCL	Signa 6042 Whirlpool Plus LH	\$2,592	\$2,642	80
60x42x22"	SIG6042 WCR	Signa 6042 Whirlpool Plus RH	\$2,592	\$2,642	80
60x42x22"	SGS6042 WCF	Signa Skirted 6042 Whirlpool RF	\$2,372	\$2,422	81
60x42x22"	SIG6042 ACR	Signa 6042 Pure Air RH	\$1,954	\$2,004	80
60x42x22"	SIG6042 WCF	Signa 6042 Whirlpool RF	\$2,217	\$2,267	80
60x42x22"	SIG6042 WCG	Signa 6042 Whirlpool LF	\$2,217	\$2,267	80
60x42x22"	SIG6042 WCL	Signa 6042 Whirlpool LH	\$2,042	\$2,092	80
60x42x22"	SIG6042 WCR	Signa 6042 Whirlpool RH	\$2,042	\$2,092	80
60x42x22"	SGS6042 BCX	Signa Skirted 6042 Bath	\$912	\$962	81
60x42x22"	SIG6042 BCX	Signa 6042 Bath	\$757	\$807	80
60x42x26"	BEL6042 CCR	Bellavista 6042 Salon Chroma RH	\$6,058	\$6,108	9
60x42x26"	BEL6042 WCR	Bellavista 6042 Whirlpool Chroma RH	\$4,786	\$4,836	9
60x42x26"	DUE6042 CCR	Duetta 6042 Salon Chroma RH	\$5,866	\$5,916	15
60x42x26"	DUE6042 WCR	Duetta 6042 Whirlpool Chroma RH	\$4,633	\$4,683	15
60x42x26"	ELA6042 CRL	Elara 6042 Salon Chroma RH	\$5,866	\$5,916	19

EXTERIOR DIMENSIONS (LXWXH)	PRODUCT CODE (begins with)	DESCRIPTION	LIST PRICE White	LIST PRICE Color	PAGE #
60x42x26"	ELA6042 WLR	Elara 6042 Whirlpool Chroma LH	\$4,633	\$4,683	19
60x42x26"	ELA6042 WRL	Elara 6042 Whirlpool Chroma RH	\$4,633	\$4,683	19
60x42x26"	BEL6042 ACR	Bellavista 6042 Pure Air Chroma RH	\$3,460	\$3,510	9
60x42x26"	DUE6042 ACR	Duetta 6042 Pure Air Chroma RH	\$3,353	\$3,403	15
60x42x26"	ELA6042 ALR	Elara 6042 Pure Air Chroma LH	\$3,353	\$3,403	19
60x42x26"	ELA6042 ARL	Elara 6042 Pure Air Chroma RH	\$3,353	\$3,403	19
60x42x26"	BEL6042 BCX	Bellavista 6042 Bath	\$1,022	\$1,072	9
60x42x26"	DUE6042 BCX	Duetta 6042 Bath	\$1,673	\$1,723	15
60x42x26"	ELA6042 BUX	Elara 6042 Bath	\$1,673	\$1,723	19
60x42x6"	T370	Tru-Level Showerbase	\$1,046	\$1,066	95
60x60x20.5"	CAP6060 WCL	Capella 6060 Whirlpool Plus LH	\$3,177	\$3,227	58
60x60x20.5"	CAP6060 WCR	Capella 6060 Whirlpool Plus RH	\$3,177	\$3,227	58
60x60x20.5"	CPS6060 WCF	Capella Skirted 6060 Whirlpool Plus RF	\$3,751	\$3,801	59
60x60x20.5"	CAP6060 ACR	Capella 6060 Pure Air RH	\$2,561	\$2,611	58
60x60x20.5"	CAP6060 WCG	Capella 6060 Whirlpool LF	\$2,736	\$2,852	58
60x60x20.5"	CAP6060 WCL	Capella 6060 Whirlpool LH	\$2,627	\$2,677	58
60x60x20.5"	CAP6060 WCR	Capella 6060 Whirlpool RH	\$2,627	\$2,677	58
60x60x20.5"	CPS6060 WCR	Capella Skirted 6060 Whirlpool RH	\$3,201	\$3,251	59
60x60x20.5"	CAP6060 BCX	Capella 6060 Bath	\$1,265	\$1,315	58
60x60x20.5"	CPS6060 BCX	Capella Skirted 6060 Bath	\$1,792	\$1,842	59
60x60x20.75"	TAR6060 WCB	Tara 6060 Whirlpool Plus RB	\$3,511	\$3,561	83
60x60x20.75"	TAR6060 WCE	Tara 6060 Whirlpool Plus LB	\$3,511	\$3,561	83
60x60x20.75"	TAR6060 WCL	Tara 6060 Whirlpool Plus LH	\$3,336	\$3,386	83
60x60x20.75"	TAR6060 WCR	Tara 6060 Whirlpool Plus RH	\$3,336	\$3,386	83
60x60x20.75"	TRS6060 WCR	Tara Skirted 6060 Whirlpool Plus RH	\$3,911	\$3,961	83
60x60x20.75"	TAR6060 ACR	Tara 6060 Pure Air RH	\$2,716	\$2,766	83
60x60x20.75"	TAR6060 WCL	Tara 6060 Whirlpool LH	\$2,786	\$2,836	83
60x60x20.75"	TAR6060 WCR	Tara 6060 Whirlpool RH	\$2,786	\$2,836	83
60x60x20.75"	TRS6060 WCR	Tara Skirted 6060 Whirlpool RH	\$3,361	\$3,411	83
60x60x20.75"	TAR6060 BCX	Tara 6060 Bath	\$1,255	\$1,305	83

INDEX BY DIMENSIONS

EXTERIOR DIMENSIONS (LXWXH)	PRODUCT CODE (begins with)	DESCRIPTION	LIST PRICE White	LIST PRICE Color	PAGE #
60x60x20.75"	TRS6060 BCX	Tara Skirted 6060 Bath	\$1,866	\$1,916	83
60x60x25"	BEL6060 CCR	Bellavista 6060 Salon Chroma RH	\$6,658	\$6,708	14
60x60x25"	BEL6060 WCF	Bellavista 6060 Whirlpool Chroma RF	\$5,386	\$5,436	14
60x60x25"	BEL6060 WCL	Bellavista 6060 Whirlpool Chroma LH	\$5,386	\$5,436	13
60x60x25"	BEL6060 WCR	Bellavista 6060 Whirlpool Chroma RH	\$5,386	\$5,436	13
60x60x25"	BEL6060 ACR	Bellavista 6060 Pure Air Chroma RH	\$4,060	\$4,110	13
60x60x25"	BEL6060 BCX	Bellavista 6060 Bath	\$1,727	\$1,777	13
62.04x36.02x23.03"	EV11000	Era Double-Ended Wood Frame 66x36	\$1,141	N/A	48
62x43x19"	GAL6243 WLR	Gallery 6243 Whirlpool Plus LH	\$2,624	\$2,674	64
62x43x19"	GAL6243 WRL	Gallery 6243 Whirlpool Plus RH	\$2,624	\$2,674	64
62x43x19"	RIV6243 WLR	Riva 6243 Whirlpool Plus LH	\$2,486	\$2,536	78
62x43x19"	RIV6243 WRL	Riva 6243 Whirlpool Plus RH	\$2,486	\$2,536	78
62x43x19"	GAL6243 ALR	Gallery 6243 Pure Air LH	\$1,973	\$2,023	64
62x43x19"	GAL6243 WLR	Gallery 6243 Whirlpool LH	\$2,074	\$2,124	64
62x43x19"	GAL6243 WRL	Gallery 6243 Whirlpool RH	\$2,074	\$2,124	64
62x43x19"	RIV6243 ALR	Riva 6243 Pure Air LH	\$1,883	\$1,933	78
62x43x19"	RIV6243 WLF	Riva 6243 Whirlpool LH	\$2,111	\$2,161	78
62x43x19"	RIV6243 WLR	Riva 6243 Whirlpool LH	\$1,936	\$1,986	78
62x43x19"	RIV6243 WRL	Riva 6243 Whirlpool RH	\$1,936	\$1,986	78
62x43x19"	GAL6243 BUX	Gallery 6243 Bath	\$809	\$859	64
62x43x19"	RIV6243 BUX	Riva 6243 Bath	\$757	\$807	78
66.25x38.25x19.5"	RIV6638 WLR	Riva 6638 Whirlpool Plus LH	\$2,849	\$2,899	78
66.25x38.25x19.5"	RIV6638 WRL	Riva 6638 Whirlpool Plus RH	\$2,849	\$2,899	78
66.25x38.25x19.5"	RIV6638 ALR	Riva 6638 Pure Air LH	\$2,158	\$2,208	78
66.25x38.25x19.5"	RIV6638 WLR	Riva 6638 Whirlpool LH	\$2,299	\$2,349	78
66.25x38.25x19.5"	RIV6638 WRL	Riva 6638 Whirlpool RH	\$2,299	\$2,349	78
66.25x38.25x19.5"	RIV6638 BUX	Riva 6638 Bath	\$936	\$986	78
66.92x42x23.03"	EV12000	Era Double-Ended Wood Frame 71x42	\$1,245	N/A	49
66x20"	F956	Skirt (optional) for Luxura 6634	\$345	\$390	105
66x34x20"	LUX6634 WLR	Luxura 6634 Whirlpool LH	\$2,117	\$2,167	68

EXTERIOR DIMENSIONS (LXWXH)	PRODUCT CODE (begins with)	DESCRIPTION	LIST PRICE White	LIST PRICE Color	PAGE #
66x34x20"	LUX6634 WRL	Luxura 6634 Whirlpool RH	\$2,117	\$2,167	68
66x34x20"	LUX6634 BUX	Luxura 6634 Bath	\$903	\$953	68
66x36x20"	ERD6636 BCX	Era Double-Ended 6636 Bath	\$1,666	N/A	48
66x36x24"	SIA6636 CCR	Sia 6636 Salon Chroma RH	\$5,050	\$5,100	36
66x36x24"	SIA6636 WCR	Sia 6636 Whirlpool Chroma RH	\$4,000	\$4,050	36
66x36x24"	SIA6636 ACR	Sia 6636 Pure Air Chroma RH	\$2,940	\$2,990	36
66x36x24"	SIA6636 BCX	Sia 6636 Bath	\$1,480	\$1,530	36
66x36x25"	G930	Fiore Skirted 6666 Whirlpool RH	\$9,744	\$9,794	88
66x36x25"	ACE6636 CCR	Acero 6636 Salon Chroma RH	\$5,675	\$5,725	4
66x36x25"	ACE6636 WCR	Acero 6636 Whirlpool Chroma RH	\$4,500	\$4,550	4
66x36x25"	MIO6636 CCR	Mio 6636 Salon Chroma RH	\$5,425	\$5,475	31
66x36x25"	MIO6636 WCR	Mio 6636 Whirlpool Chroma RH	\$4,300	\$4,350	31
66x36x25"	SAL6636 CCR	Salerno 6636 Salon Chroma RH	\$6,675	\$6,725	34
66x36x25"	SAL6636 WCR	Salerno 6636 Whirlpool Chroma RH	\$5,300	\$5,350	34
66x36x25"	ACE6636 ACR	Acero 6636 Pure Air Chroma RH	\$3,290	\$3,340	4
66x36x25"	MIO6636 ACR	Mio 6636 Pure Air Chroma RH	\$3,150	\$3,200	31
66x36x25"	SAL6636 ACR	Salerno 6636 Pure Air Chroma RH	\$3,850	\$3,900	34
66x36x25"	ACE6636 BCX	Acero 6636 Bath	\$1,680	\$1,730	4
66x36x25"	MIO6636 BCX	Mio 6636 Bath	\$1,600	\$1,650	31
66x36x25"	SAL6636 BCX	Salerno 6636 Bath	\$2,000	\$2,050	34
66x36x26"	ALL6636 CCR	Allusion 6636 Salon Chroma RH	\$6,150	\$6,200	6
66x36x26"	ALL6636 WCR	Allusion 6636 Whirlpool Chroma RH	\$4,880	\$4,930	6
66x36x26"	DUE6636 CCR	Duetta 6636 Salon Chroma RH	\$5,966	\$6,016	16
66x36x26"	DUE6636 WCR	Duetta 6636 Whirlpool Chroma RH	\$4,733	\$4,783	16
66x36x26"	ELA6636 CRL	Elara 6636 Salon Chroma RH	\$5,966	\$6,016	20
66x36x26"	ELA6636 WLR	Elara 6636 Whirlpool Chroma LH	\$4,733	\$4,783	20
66x36x26"	ELA6636 WRL	Elara 6636 Whirlpool Chroma RH	\$4,733	\$4,783	20
66x36x26"	ALL6636 ACR	Allusion 6636 Pure Air Chroma RH	\$3,556	\$3,606	6
66x36x26"	DUE6636 ACR	Duetta 6636 Pure Air Chroma RH	\$3,453	\$3,503	16
66x36x26"	ELA6636 ALR	Elara 6636 Pure Air Chroma LH	\$3,453	\$3,503	20

INDEX BY DIMENSIONS

EXTERIOR DIMENSIONS (LXWXH)	PRODUCT CODE (begins with)	DESCRIPTION	LIST PRICE White	LIST PRICE Color	PAGE #
66x36x26"	ELA6636 ARL	Elara 6636 Pure Air Chroma RH	\$3,453	\$3,503	20
66x36x26"	ALL6636 BCX	Allusion 6636 Bath	\$1,267	\$1,317	6
66x36x26"	DUE6636 BCX	Duetta 6636 Bath	\$1,773	\$1,823	16
66x36x26"	ELA6636 BUX	Elara 6636 Bath	\$1,773	\$1,823	20
66x42x26"	BEL6642 CCR	Bellavista 6642 Salon Chroma RH	\$6,258	\$6,308	10
66x42x26"	BEL6642 WCR	Bellavista 6642 Whirlpool Chroma RH	\$4,986	\$5,036	10
66x42x26"	DUE6642 CCR	Duetta 6642 Salon Chroma RH	\$6,066	\$6,116	17
66x42x26"	DUE6642 WCR	Duetta 6642 Whirlpool Chroma RH	\$4,833	\$4,883	17
66x42x26"	BEL6642 ACR	Bellavista 6642 Pure Air Chroma RH	\$3,660	\$3,710	10
66x42x26"	DUE6642 ACR	Duetta 6642 Pure Air Chroma RH	\$3,553	\$3,603	17
66x42x26"	BEL6642 BCX	Bellavista 6642 Bath	\$1,322	\$1,372	10
66x42x26"	DUE6642 BCX	Duetta 6642 Bath	\$1,873	\$1,923	17
66x66x1.375"	HB78	Fuzion 6666 Wood Frame J4/J5	\$1,698	\$1,698	30
66x66x1.375"	HB79	Fuzion 6666 Wood Frame No Controls	\$1,698	\$1,698	30
66x66x24"	FUZ6666 CCR	Fuzion 6666 Salon Chroma RH	\$7,423	\$7,473	29
66x66x24"	FUZ6666 WCL	Fuzion 6666 Whirlpool Chroma LH	\$6,377	\$6,427	29
66x66x24"	FUZ6666 WCR	Fuzion 6666 Whirlpool Chroma RH	\$6,377	\$6,427	29
66x66x24"	FUZ6666 ACR	Fuzion 6666 Pure Air Chroma RH	\$4,944	\$4,994	28
66x66x24"	FUZ6666 BCX	Fuzion 6666 Bath	\$2,600	\$2,650	28
66x66x27.25"	T601	Fiore 6666 Whirlpool RH	\$9,145	\$9,195	87
69x34x25.4"	ERS6934 BUX	Era Slipper 6934 Bath	\$2,473	n/a	51
71x35x1.25"	HB72	Fuzion 7236 Wood Frame J4/J5 LH	\$1,568	\$1,568	23
71x35x1.25"	HB73	Fuzion 7236 Wood Frame No Controls	\$1,568	\$1,568	23
71x35x1.25"	HB77	Fuzion 7236 Wood Frame J4/J5 RH	\$1,568	\$1,568	23
71x35x24"	FUZ7236 CRL	Fuzion 7236 Salon Chroma RH	\$5,520	\$5,570	23
71x35x24"	FUZ7236 WLR	Fuzion 7236 Whirlpool Chroma LH	\$4,745	\$4,795	22
71x35x24"	FUZ7236 WRL	Fuzion 7236 Whirlpool Chroma RH	\$4,745	\$4,795	23
71x35x24"	FUZ7236 ALR	Fuzion 7236 Pure Air Chroma LH	\$4,544	\$4,594	22
71x35x24"	FUZ7236 ARL	Fuzion 7236 Pure Air Chroma RH	\$4,544	\$4,594	22
71x35x24"	FUZ7236 BUX	Fuzion 7236 Bath	\$2,200	\$2,250	22

EXTERIOR DIMENSIONS (LXWXH)	PRODUCT CODE (begins with)	DESCRIPTION	LIST PRICE White	LIST PRICE Color	PAGE #
71x42x20"	ERD7142 BCX	Era Double-Ended 7142 Bath	\$1,770	n/a	49
72x20"	F958	Skirt (optional) for Amiga and Nova 7242	\$387	\$432	105
72x30"	EK86000	Heated Floor Mat 6-ft	\$355	n/a	102
72x36x19"	NVS7236 WLR	Nova Skirted 7236 Whirlpool LH	\$2,404	\$2,454	76
72x36x19"	NVS7236 WRL	Nova Skirted 7236 Whirlpool RH	\$2,404	\$2,454	76
72x36x19"	NVS7236 BLX	Nova Skirted 7236 Bath LH	\$985	\$1,035	76
72x36x19"	NVS7236 BRX	Nova Skirted 7236 Bath RH	\$985	\$1,035	76
72x36x20.75"	AMI7236 WLB	Amiga 7236 Whirlpool Plus LH	\$3,013	\$3,063	56
72x36x20.75"	AMI7236 WLF	Amiga 7236 Whirlpool Plus LH	\$3,013	\$3,063	56
72x36x20.75"	AMI7236 WLR	Amiga 7236 Whirlpool Plus LH	\$2,838	\$2,888	56
72x36x20.75"	AMI7236 WRE	Amiga 7236 Whirlpool Plus RH	\$3,013	\$3,063	56
72x36x20.75"	AMI7236 WRG	Amiga 7236 Whirlpool Plus RH	\$3,013	\$3,063	56
72x36x20.75"	AMI7236 WRL	Amiga 7236 Whirlpool Plus RH	\$2,838	\$2,888	56
72x36x20.75"	AMI7236 ALR	Amiga 7236 Pure Air LH	\$2,164	\$2,214	56
72x36x20.75"	AMI7236 WLR	Amiga 7236 Whirlpool LH	\$2,280	\$2,330	56
72x36x20.75"	AMI7236 WRL	Amiga 7236 Whirlpool RH	\$2,280	\$2,330	56
72x36x20.75"	AMS7236 WLR	Amiga Skirted 7236 Whirlpool LH	\$3,041	\$3,091	57
72x36x20.75"	AMS7236 WRL	Amiga Skirted 7236 Whirlpool RH	\$3,041	\$3,091	57
72x36x20.75"	AMI7236 BUX	Amiga 7236 Bath	\$829	\$879	56
72x36x20.75"	AMS7236 BLX	Amiga Skirted 7236 Bath LH	\$1,514	\$1,564	57
72x36x20.75"	AMS7236 BRX	Amiga Skirted 7236 Bath RH	\$1,514	\$1,564	57
72x36x24.5"	DD26	Bonaire Showerbase LH	\$1,285	\$1,335	97
72x36x24.5"	EU15	Bonaire Showerbase RH	\$1,285	\$1,335	97
72x36x26"	ALL7236 CCR	Allusion 7236 Salon Chroma RH	\$6,250	\$6,300	7
72x36x26"	ALL7236 WCR	Allusion 7236 Whirlpool Chroma RH	\$4,980	\$5,030	7
72x36x26"	ALL7236 ACR	Allusion 7236 Pure Air Chroma RH	\$3,656	\$3,706	7
72x36x26"	ALL7236 BCX	Allusion 7236 Bath	\$1,339	\$1,389	7
72x42x1.375"	GP95	Fuzion 7242 Wood Frame No Controls	\$1,633	\$1,633	25
72x42x1.375"	GU05	Fuzion 7242 Wood Frame J4/J5	\$1,633	\$1,633	25
72x42x19.75"	MJ57242 WLR	Majora Skirted 7242 Whirlpool LH	\$2,989	\$3,039	71

INDEX BY DIMENSIONS

EXTERIOR DIMENSIONS (LXWXH)	PRODUCT CODE (begins with)	DESCRIPTION	LIST PRICE White	LIST PRICE Color	PAGE #
72x42x19.75"	MJS7242 WRL	Majora Skirted 7242 Whirlpool RH	\$2,989	\$3,039	71
72x42x19.75"	MJS7242 BLX	Majora Skirted 7242 Bath LH	\$1,483	\$1,533	71
72x42x19.75"	MJS7242 BRX	Majora Skirted 7242 Bath RH	\$1,483	\$1,533	71
72x42x20.5"	GAL7242 WLR	Gallery 7242 Whirlpool Plus LH	\$2,995	\$3,045	64
72x42x20.5"	GAL7242 WRL	Gallery 7242 Whirlpool Plus RH	\$2,995	\$3,045	64
72x42x20.5"	NOV7242 WLR	Nova 7242 Whirlpool Plus LH	\$2,890	\$2,940	75
72x42x20.5"	NOV7242 WRL	Nova 7242 Whirlpool Plus RH	\$2,890	\$2,940	75
72x42x20.5"	RIV7242 WLR	Riva 7242 Whirlpool Plus LH	\$2,900	\$2,950	79
72x42x20.5"	RIV7242 WRL	Riva 7242 Whirlpool Plus RH	\$2,900	\$2,950	79
72x42x20.5"	GAL7242 ALR	Gallery 7242 Pure Air LH	\$2,323	\$2,373	64
72x42x20.5"	GAL7242 WLR	Gallery 7242 Whirlpool LH	\$2,445	\$2,495	64
72x42x20.5"	GAL7242 WRL	Gallery 7242 Whirlpool RH	\$2,445	\$2,495	64
72x42x20.5"	GLF7242 ALR	Gallery Freestanding 7242 Pure Air LH	\$5,499	\$5,549	52
72x42x20.5"	NOV7242 ALR	Nova 7242 Pure Air LH	\$2,223	\$2,273	75
72x42x20.5"	NOV7242 WLB	Nova 7242 Whirlpool LH	\$2,515	\$2,565	75
72x42x20.5"	NOV7242 WLR	Nova 7242 Whirlpool LH	\$2,340	\$2,390	75
72x42x20.5"	NOV7242 WRL	Nova 7242 Whirlpool RH	\$2,340	\$2,390	75
72x42x20.5"	RIV7242 ALR	Riva 7242 Pure Air LH	\$2,233	\$2,283	79
72x42x20.5"	RIV7242 WLR	Riva 7242 Whirlpool LH	\$2,350	\$2,400	79
72x42x20.5"	RIV7242 WRL	Riva 7242 Whirlpool RH	\$2,350	\$2,400	79
72x42x20.5"	RVF7242 AUX	Riva Freestanding 7242 Pure Air LH	\$5,499	\$5,549	54
72x42x20.5"	GAL7242 BUX	Gallery 7242 Bath	\$954	\$1,004	64
72x42x20.5"	GLF7242 BUX	Gallery Freestanding 7242 Bath	\$3,899	\$3,949	52
72x42x20.5"	NOV7242 BUX	Nova 7242 Bath	\$912	\$962	75
72x42x20.5"	RIV7242 BUX	Riva 7242 Bath	\$943	\$993	79
72x42x20.5"	RVF7242 BUX	Riva Freestanding 7242 Bath	\$3,899	\$3,949	54
72x42x21.5"	MIT7242 WCL	Mito 7242 Whirlpool Plus LH	\$2,954	\$3,004	72
72x42x21.5"	MIT7242 WCR	Mito 7242 Whirlpool Plus RH	\$2,954	\$3,004	72
72x42x21.5"	MIT7242 ACR	Mito 7242 Pure Air RH	\$2,284	\$2,334	72
72x42x21.5"	MIT7242 WCL	Mito 7242 Whirlpool LH	\$2,404	\$2,454	72

EXTERIOR DIMENSIONS (LXWXH)	PRODUCT CODE (begins with)	DESCRIPTION	LIST PRICE White	LIST PRICE Color	PAGE #
72x42x21.5"	MIT7242 WCR	Mito 7242 Whirlpool RH	\$2,404	\$2,454	72
72x42x21.5"	MIT7242 BCX	Mito 7242 Bath	\$934	\$984	72
72x42x22"	SIG7242 WCL	Signa 7242 Whirlpool Plus LH	\$2,975	\$3,025	81
72x42x22"	SIG7242 WCR	Signa 7242 Whirlpool Plus RH	\$2,975	\$3,025	81
72x42x22"	SIG7242 ACR	Signa 7242 Pure Air RH	\$2,304	\$2,354	81
72x42x22"	SIG7242 WCF	Signa 7242 Whirlpool RF	\$2,600	\$2,650	81
72x42x22"	SIG7242 WCL	Signa 7242 Whirlpool LH	\$2,425	\$2,475	81
72x42x22"	SIG7242 WCR	Signa 7242 Whirlpool RH	\$2,425	\$2,475	81
72x42x22"	SIG7242 BCX	Signa 7242 Bath	\$934	\$984	81
72x42x23"	LUN7242 WCL	Luna 7242 Whirlpool Plus LH	\$2,602	\$2,652	66
72x42x23"	LUN7242 WCR	Luna 7242 Whirlpool Plus RH	\$2,602	\$2,652	66
72x42x23"	LUN7242 ACR	Luna 7242 Pure Air RH	\$2,256	\$2,306	66
72x42x23"	LUN7242 WCL	Luna 7242 Whirlpool LH	\$2,052	\$2,102	66
72x42x23"	LUN7242 WCR	Luna 7242 Whirlpool RH	\$2,052	\$2,102	66
72x42x23"	LUN7242 BCX	Luna 7242 Bath	\$976	\$1,026	66
72x42x24"	FUZ7242 CCR	Fuzion 7242 Salon Chroma RH	\$7,349	\$7,399	25
72x42x24"	FUZ7242 WCR	Fuzion 7242 Whirlpool Chroma RH	\$6,349	\$6,399	24
72x42x24"	SIA7242 CCR	Sia 7242 Salon Chroma RH	\$5,250	\$5,300	37
72x42x24"	SIA7242 WCR	Sia 7242 Whirlpool Chroma RH	\$4,200	\$4,250	37
72x42x24"	FUZ7242 ACR	Fuzion 7242 Pure Air Chroma RH	\$4,644	\$4,694	24
72x42x24"	SIA7242 ACR	Sia 7242 Pure Air Chroma RH	\$3,140	\$3,190	37
72x42x24"	FUZ7242 BCX	Fuzion 7242 Bath	\$2,300	\$2,350	24
72x42x24"	SIA7242 BCX	Sia 7242 Bath	\$1,680	\$1,730	37
72x42x25"	ACE7242 CCR	Acero 7242 Salon Chroma RH	\$5,875	\$5,925	5
72x42x25"	ACE7242 WCR	Acero 7242 Whirlpool Chroma RH	\$4,700	\$4,750	5
72x42x25"	MIO7242 CCR	Mio 7242 Salon Chroma RH	\$5,625	\$5,675	32
72x42x25"	MIO7242 WCR	Mio 7242 Whirlpool Chroma RH	\$4,500	\$4,550	32
72x42x25"	SAL7242 CCR	Salerno 7242 Salon Chroma RH	\$6,875	\$6,925	35
72x42x25"	SAL7242 WCR	Salerno 7242 Whirlpool Chroma RH	\$5,500	\$5,550	35
72x42x25"	ACE7242 ACR	Acero 7242 Pure Air Chroma RH	\$3,490	\$3,540	5

INDEX BY DIMENSIONS

EXTERIOR DIMENSIONS (LXWXH)	PRODUCT CODE (begins with)	DESCRIPTION	LIST PRICE White	LIST PRICE Color	PAGE #
72x42x25"	MIO7242 ACR	Mio 7242 Pure Air Chroma RH	\$3,350	\$3,400	32
72x42x25"	SAL7242 ACR	Salerno 7242 Pure Air Chroma RH	\$4,050	\$4,100	35
72x42x25"	ACE7242 BCX	Acero 7242 Bath	\$1,880	\$1,930	5
72x42x25"	MIO7242 BCX	Mio 7242 Bath	\$1,800	\$1,850	32
72x42x25"	SAL7242 BCX	Salerno 7242 Bath	\$2,200	\$2,250	35
72x42x26"	ALL7242 CCR	Allusion 7242 Salon Chroma RH	\$6,350	\$6,400	8
72x42x26"	ALL7242 WCR	Allusion 7242 Whirlpool Chroma RH	\$5,080	\$5,130	8
72x42x26"	BEL7242 CCR	Bellavista 7242 Salon Chroma RH	\$6,358	\$6,408	12
72x42x26"	BEL7242 WCL	Bellavista 7242 Whirlpool Chroma LH	\$5,086	\$5,136	11
72x42x26"	BEL7242 WCR	Bellavista 7242 Whirlpool Chroma RH	\$5,086	\$5,136	11
72x42x26"	DUE7242 CCR	Duetta 7242 Salon Chroma RH	\$6,166	\$6,216	18
72x42x26"	DUE7242 WCR	Duetta 7242 Whirlpool Chroma RH	\$4,933	\$4,983	18
72x42x26"	ELA7242 CRL	Elara 7242 Salon Chroma RH	\$6,166	\$6,216	21
72x42x26"	ELA7242 WLR	Elara 7242 Whirlpool Chroma LH	\$4,933	\$4,983	21
72x42x26"	ELA7242 WRL	Elara 7242 Whirlpool Chroma RH	\$4,933	\$4,983	21
72x42x26"	REA7242 CCR	Real 7242 Salon Chroma RH	\$4,651	\$4,701	33
72x42x26"	REA7242 WCR	Real 7242 Whirlpool Chroma RH	\$3,721	\$3,771	33
72x42x26"	ALL7242 ACR	Allusion 7242 Pure Air Chroma RH	\$3,756	\$3,806	8
72x42x26"	BEL7242 ACR	Bellavista 7242 Pure Air Chroma RH	\$3,760	\$3,810	11
72x42x26"	DUE7242 ACR	Duetta 7242 Pure Air Chroma RH	\$3,653	\$3,703	18
72x42x26"	ELA7242 ALR	Elara 7242 Pure Air Chroma LH	\$3,653	\$3,703	21
72x42x26"	ELA7242 ARL	Elara 7242 Pure Air Chroma RH	\$3,653	\$3,703	21
72x42x26"	REA7242 ACR	Real 7242 Pure Air Chroma RH	\$2,805	\$2,855	33
72x42x26"	EJ00	Venicia 7242 Whirlpool Chroma RH	\$5,336	\$5,386	90
72x42x26"	ALL7242 BCX	Allusion 7242 Bath	\$1,442	\$1,492	8
72x42x26"	BEL7242 BCX	Bellavista 7242 Bath	\$1,427	\$1,477	11
72x42x26"	DUE7242 BCX	Duetta 7242 Bath	\$1,973	\$2,023	18
72x42x26"	ELA7242 BUX	Elara 7242 Bath	\$1,973	\$2,023	21
72x42x26"	REA7242 BCX	Real 7242 Bath	\$1,488	\$1,538	33
72x42x26"	DY60	Venicia 7242 Salon Chroma RH	\$6,111	\$6,161	90

EXTERIOR DIMENSIONS (LXWXH)	PRODUCT CODE (begins with)	DESCRIPTION	LIST PRICE White	LIST PRICE Color	PAGE #
72x47x23.75"	EH90	Sabella 7247 Whirlpool Chroma RH	\$5,966	\$6,016	89
72x47x26.5"	DT40	Sabella 7247 Salon Chroma RH	\$6,741	\$6,791	89
72x48x20.5"	F500	Bianca 7248 Whirlpool LH	\$2,808	\$2,858	86
72x48x20.5"	F505	Bianca 7248 Bath LH	\$1,161	\$1,211	86
72x60x1.375"	HB74	Fuzion 7260 Wood Frame J4/J5	\$1,698	\$1,698	27
72x60x1.375"	HB75	Fuzion 7260 Wood Frame No Controls	\$1,698	\$1,698	27
72x60x1.375"	HB76	Fuzion 7260 Wood Frame J4/J5 x2	\$1,698	\$1,698	27
72x60x24"	FUZ7260 CCR	Fuzion 7260 Salon Chroma RH	\$7,523	\$7,573	27
72x60x24"	FUZ7260 WCD	Fuzion 7260 Dual WP Chroma	\$7,477	\$7,527	27
72x60x24"	FUZ7260 WCL	Fuzion 7260 Whirlpool Chroma LH	\$6,477	\$6,527	26
72x60x24"	FUZ7260 WCR	Fuzion 7260 Whirlpool Chroma RH	\$6,477	\$6,527	26
72x60x24"	FUZ7260 ACR	Fuzion 7260 Pure Air Chroma RH	\$5,044	\$5,094	26
72x60x24"	FUZ7260 BCX	Fuzion 7260 Bath	\$2,700	\$2,750	26
72x72x22.25"	EE35	Cortina 7272 Whirlpool RH	\$6,352	\$6,402	87
74.8x37.4x23.2"	MOR7537 BCX	Morphosis 7537 Bath	\$6,999	n/a	53
96x30"	EK87000	Heated Floor Mat 8-ft	\$460	n/a	102
120x30"	EK88000	Heated Floor Mat 10-ft	\$520	n/a	102

PRODUCT CODE (begins with)	DESCRIPTION	EXTERIOR DIMENSIONS (LxWxH)	LIST PRICE White	LIST PRICE Color	PAGE #	PRODUCT CODE (begins with)	DESCRIPTION	EXTERIOR DIMENSIONS (LxWxH)	LIST PRICE White	LIST PRICE Color	PAGE #
9917	Skirt (optional) for Capella 55		\$700	\$745	105	AMI7236 WRG	Amiga 7236 Whirlpool Plus RH	72x36x20.75"	\$3,013	\$3,063	56
9930	Skirt (optional) for Tara		\$700	\$745	105	AMI7236 WRL	Amiga 7236 Whirlpool Plus RH	72x36x20.75"	\$2,838	\$2,888	56
5817000	Tile Flange Kit		\$69	n/a	103	AMI7236 WRL	Amiga 7236 Whirlpool RH	72x36x20.75"	\$2,280	\$2,330	56
ACE6636 ACR	Acero 6636 Pure Air Chroma RH	66x36x25"	\$3,290	\$3,340	4	AMS7236 BLX	Amiga Skirted 7236 Bath LH	72x36x20.75"	\$1,514	\$1,564	57
ACE6636 BCX	Acero 6636 Bath	66x36x25"	\$1,680	\$1,730	4	AMS7236 BRX	Amiga Skirted 7236 Bath RH	72x36x20.75"	\$1,514	\$1,564	57
ACE6636 CCR	Acero 6636 Salon Chroma RH	66x36x25"	\$5,675	\$5,725	4	AMS7236 WLR	Amiga Skirted 7236 Whirlpool LH	72x36x20.75"	\$3,041	\$3,091	57
ACE6636 WCR	Acero 6636 Whirlpool Chroma RH	66x36x25"	\$4,500	\$4,550	4	AMS7236 WRL	Amiga Skirted 7236 Whirlpool RH	72x36x20.75"	\$3,041	\$3,091	57
ACE7242 ACR	Acero 7242 Pure Air Chroma RH	72x42x25"	\$3,490	\$3,540	5	BEL6042 ACR	Bellavista 6042 Pure Air Chroma RH	60x42x26"	\$3,460	\$3,510	9
ACE7242 BCX	Acero 7242 Bath	72x42x25"	\$1,880	\$1,930	5	BEL6042 BCX	Bellavista 6042 Bath	60x42x26"	\$1,022	\$1,072	9
ACE7242 CCR	Acero 7242 Salon Chroma RH	72x42x25"	\$5,875	\$5,925	5	BEL6042 CCR	Bellavista 6042 Salon Chroma RH	60x42x26"	\$6,058	\$6,108	9
ACE7242 WCR	Acero 7242 Whirlpool Chroma RH	72x42x25"	\$4,700	\$4,750	5	BEL6042 WCR	Bellavista 6042 Whirlpool Chroma RH	60x42x26"	\$4,786	\$4,836	9
ALL6636 ACR	Allusion 6636 Pure Air Chroma RH	66x36x26"	\$3,556	\$3,606	6	BEL6060 ACR	Bellavista 6060 Pure Air Chroma RH	60x60x25"	\$4,060	\$4,110	13
ALL6636 BCX	Allusion 6636 Bath	66x36x26"	\$1,267	\$1,317	6	BEL6060 BCX	Bellavista 6060 Bath	60x60x25"	\$1,727	\$1,777	13
ALL6636 CCR	Allusion 6636 Salon Chroma RH	66x36x26"	\$6,150	\$6,200	6	BEL6060 CCR	Bellavista 6060 Salon Chroma RH	60x60x25"	\$6,658	\$6,708	14
ALL6636 WCR	Allusion 6636 Whirlpool Chroma RH	66x36x26"	\$4,880	\$4,930	6	BEL6060 WCF	Bellavista 6060 Whirlpool Chroma RF	60x60x25"	\$5,386	\$5,436	14
ALL7236 ACR	Allusion 7236 Pure Air Chroma RH	72x36x26"	\$3,656	\$3,706	7	BEL6060 WCL	Bellavista 6060 Whirlpool Chroma LH	60x60x25"	\$5,386	\$5,436	13
ALL7236 BCX	Allusion 7236 Bath	72x36x26"	\$1,339	\$1,389	7	BEL6060 WCR	Bellavista 6060 Whirlpool Chroma RH	60x60x25"	\$5,386	\$5,436	13
ALL7236 CCR	Allusion 7236 Salon Chroma RH	72x36x26"	\$6,250	\$6,300	7	BEL6642 ACR	Bellavista 6642 Pure Air Chroma RH	66x42x26"	\$3,660	\$3,710	10
ALL7236 WCR	Allusion 7236 Whirlpool Chroma RH	72x36x26"	\$4,980	\$5,030	7	BEL6642 BCX	Bellavista 6642 Bath	66x42x26"	\$1,322	\$1,372	10
ALL7242 ACR	Allusion 7242 Pure Air Chroma RH	72x42x26"	\$3,756	\$3,806	8	BEL6642 CCR	Bellavista 6642 Salon Chroma RH	66x42x26"	\$6,258	\$6,308	10
ALL7242 BCX	Allusion 7242 Bath	72x42x26"	\$1,442	\$1,492	8	BEL6642 WCR	Bellavista 6642 Whirlpool Chroma RH	66x42x26"	\$4,986	\$5,036	10
ALL7242 CCR	Allusion 7242 Salon Chroma RH	72x42x26"	\$6,350	\$6,400	8	BEL7242 ACR	Bellavista 7242 Pure Air Chroma RH	72x42x26"	\$3,760	\$3,810	11
ALL7242 WCR	Allusion 7242 Whirlpool Chroma RH	72x42x26"	\$5,080	\$5,130	8	BEL7242 BCX	Bellavista 7242 Bath	72x42x26"	\$1,427	\$1,477	11
AMI7236 ALR	Amiga 7236 Pure Air LH	72x36x20.75"	\$2,164	\$2,214	56	BEL7242 CCR	Bellavista 7242 Salon Chroma RH	72x42x26"	\$6,358	\$6,408	12
AMI7236 BUX	Amiga 7236 Bath	72x36x20.75"	\$829	\$879	56	BEL7242 WCL	Bellavista 7242 Whirlpool Chroma LH	72x42x26"	\$5,086	\$5,136	11
AMI7236 WLB	Amiga 7236 Whirlpool Plus LH	72x36x20.75"	\$3,013	\$3,063	56	BEL7242 WCR	Bellavista 7242 Whirlpool Chroma RH	72x42x26"	\$5,086	\$5,136	11
AMI7236 WLF	Amiga 7236 Whirlpool Plus LH	72x36x20.75"	\$3,013	\$3,063	56	BG93000	Systems Clean 5 boxes/Seach		\$129	n/a	107
AMI7236 WLR	Amiga 7236 Whirlpool Plus LH	72x36x20.75"	\$2,838	\$2,888	56	BN21	Finestra drain trim kit		\$180	\$180	107
AMI7236 WLR	Amiga 7236 Whirlpool LH	72x36x20.75"	\$2,280	\$2,330	56	C262	Pillow 5" x 15" Straight	5x15"	\$65	\$65	103
AMI7236 WRE	Amiga 7236 Whirlpool Plus RH	72x36x20.75"	\$3,013	\$3,063	56	C263	Pillow 6" x 15"	6x15"	\$65	\$65	103

PRODUCT CODE (begins with)	DESCRIPTION	EXTERIOR DIMENSIONS (LxWxH)	LIST PRICE White	LIST PRICE Color	PAGE #	PRODUCT CODE (begins with)	DESCRIPTION	EXTERIOR DIMENSIONS (LxWxH)	LIST PRICE White	LIST PRICE Color	PAGE #
CAP5555 BCX	Capella 5555 Bath	55x55x20.25"	\$1,161	\$1,211	58	CTS6036 BLX	Cetra Skirted 6036 Bath LH	60x36x21.25"	\$1,151	\$1,201	62
CAP5555 WCR	Capella 5555 Whirlpool RH	55x55x20.25"	\$2,393	\$2,443	58	CTS6036 BRX	Cetra Skirted 6036 Bath RH	60x36x21.25"	\$1,151	\$1,201	62
CAP6060 ACR	Capella 6060 Pure Air RH	60x60x20.5"	\$2,561	\$2,611	58	CTS6036 WLR	Cetra Skirted 6036 Whirlpool Plus LH	60x36x21.25"	\$2,687	\$2,737	62
CAP6060 BCX	Capella 6060 Bath	60x60x20.5"	\$1,265	\$1,315	58	CTS6036 WLR	Cetra Skirted 6036 Whirlpool LH	60x36x21.25"	\$2,137	\$2,187	62
CAP6060 WCG	Capella 6060 Whirlpool LF	60x60x20.5"	\$1,440	\$2,852	58	CTS6036 WRL	Cetra Skirted 6036 Whirlpool Plus RH	60x36x21.25"	\$2,687	\$2,737	62
CAP6060 WCL	Capella 6060 Whirlpool Plus LH	60x60x20.5"	\$3,177	\$3,227	58	CTS6036 WRL	Cetra Skirted 6036 Whirlpool RH	60x36x21.25"	\$2,137	\$2,187	62
CAP6060 WCL	Capella 6060 Whirlpool LH	60x60x20.5"	\$2,627	\$2,677	58	D095	Jet Rings 4 TheraPro		\$159	\$209	106
CAP6060 WCR	Capella 6060 Whirlpool Plus RH	60x60x20.5"	\$3,177	\$3,227	58	D461	Hand rails (2) Sabella		\$408	\$458	103
CAP6060 WCR	Capella 6060 Whirlpool RH	60x60x20.5"	\$2,627	\$2,677	58	DA34	Rotary/Cable drain, 26" cable		\$226	\$276	107
CET6032 ALR	Cetra 6032 Pure Air LH	60x32x21.25"	\$1,740	\$1,790	61	DD26	Bonaire Showerbase LH	72x36x24.5"	\$1,285	\$1,335	97
CET6032 BUX	Cetra 6032 Bath	60x32x21.25"	\$860	\$910	61	DD50	Pillow 5.2x20" Fuzion	5.2x20"	\$103	\$103	103
CET6032 WLR	Cetra 6032 Whirlpool Plus LH	60x32x21.25"	\$2,401	\$2,451	61	DR52	Bonaire Showerbase LH	48"x48x24.5"	\$1,231	\$1,281	97
CET6032 WLR	Cetra 6032 Whirlpool LH	60x32x21.25"	\$1,851	\$1,901	61	DT40	Sabella 7247 Salon Chroma RH	72x47x26.5"	\$6,741	\$6,791	89
CET6032 WRL	Cetra 6032 Whirlpool Plus RH	60x32x21.25"	\$2,401	\$2,451	61	DUE6042 ACR	Duetta 6042 Pure Air Chroma RH	60x42x26"	\$3,353	\$3,403	15
CET6032 WRL	Cetra 6032 Whirlpool RH	60x32x21.25"	\$1,851	\$1,901	61	DUE6042 BCX	Duetta 6042 Bath	60x42x26"	\$1,673	\$1,723	15
CET6036 ALR	Cetra 6036 Pure Air LH	60x36x21.25"	\$1,740	\$1,790	61	DUE6042 CCR	Duetta 6042 Salon Chroma RH	60x42x26"	\$5,866	\$5,916	15
CET6036 BUX	Cetra 6036 Bath	60x36x21.25"	\$829	\$879	61	DUE6042 WCR	Duetta 6042 Whirlpool Chroma RH	60x42x26"	\$4,633	\$4,683	15
CET6036 WLR	Cetra 6036 Whirlpool LH	60x36x21.25"	\$2,560	\$2,610	61	DUE6636 ACR	Duetta 6636 Pure Air Chroma RH	66x36x26"	\$3,453	\$3,503	16
CET6036 WLR	Cetra 6036 Whirlpool LH	60x36x21.25"	\$2,010	\$2,060	61	DUE6636 BCX	Duetta 6636 Bath	66x36x26"	\$1,773	\$1,823	16
CET6036 WRL	Cetra 6036 Whirlpool RH	60x36x21.25"	\$2,560	\$2,610	61	DUE6636 CCR	Duetta 6636 Salon Chroma RH	66x36x26"	\$5,966	\$6,016	16
CET6036 WRL	Cetra 6036 Whirlpool RH	60x36x21.25"	\$2,010	\$2,060	61	DUE6636 WCR	Duetta 6636 Whirlpool Chroma RH	66x36x26"	\$4,733	\$4,783	16
CPS5555 BCX	Capella Skirted 5555 Bath	55x55x20.25"	\$1,732	\$1,782	59	DUE6642 ACR	Duetta 6642 Pure Air Chroma RH	66x42x26"	\$3,553	\$3,603	17
CPS5555 WCR	Capella Skirted 5555 Whirlpool RH	55x55x20.25"	\$3,138	\$3,188	59	DUE6642 BCX	Duetta 6642 Bath	66x42x26"	\$1,873	\$1,923	17
CPS6060 BCX	Capella Skirted 6060 Bath	60x60x20.5"	\$1,792	\$1,842	59	DUE6642 CCR	Duetta 6642 Salon Chroma RH	66x42x26"	\$6,066	\$6,116	17
CPS6060 WCF	Capella Skirted 6060 Whirlpool Plus RF	60x60x20.5"	\$3,751	\$3,801	59	DUE6642 WCR	Duetta 6642 Whirlpool Chroma RH	66x42x26"	\$4,833	\$4,883	17
CPS6060 WCR	Capella Skirted 6060 Whirlpool RH	60x60x20.5"	\$3,201	\$3,251	59	DUE7242 ACR	Duetta 7242 Pure Air Chroma RH	72x42x26"	\$3,653	\$3,703	18
CTS6032 BLX	Cetra Skirted 6032 Bath LH	60x32x20.5"	\$1,121	\$1,171	62	DUE7242 BCX	Duetta 7242 Bath	72x42x26"	\$1,973	\$2,023	18
CTS6032 BRX	Cetra Skirted 6032 Bath RH	60x32x20.5"	\$1,121	\$1,171	62	DUE7242 CCR	Duetta 7242 Salon Chroma RH	72x42x26"	\$6,166	\$6,216	18
CTS6032 WLR	Cetra Skirted 6032 Whirlpool LH	60x32x20.5"	\$1,914	\$1,964	62	DUE7242 WCR	Duetta 7242 Whirlpool Chroma RH	72x42x26"	\$4,933	\$4,983	18
CTS6032 WRL	Cetra Skirted 6032 Whirlpool RH	60x32x20.5"	\$1,914	\$1,964	62	DY60	Venicia 7242 Salon Chroma RH	72x42x26"	\$6,111	\$6,161	90

PRODUCT CODE (begins with)	DESCRIPTION	EXTERIOR DIMENSIONS (LxWxH)	LIST PRICE White	LIST PRICE Color	PAGE #
E203	SteamPro nozzle		\$150	\$170	98
E205000	SteamPro shield		\$189	n/a	98
EC30000	Ristorre Onda®	12x3.13x51"	\$1,068	n/a	92
EC31000	Ristorre Ovale®	10.25x3x43"	\$1,068	n/a	92
EC33000	Ristorre Metallo®	12.25x2.38x55.5"	\$1,176	n/a	92
EE35	Cortina 7272 Whirlpool RH	72x72x22.25"	\$6,352	\$6,402	87
EH90	Sabella 7247 Whirlpool Chroma RH	72x47x23.75"	\$5,966	\$6,016	89
EJ00	Venicia 7242 Whirlpool Chroma RH	72x42x26"	\$5,336	\$5,386	90
EK21	Bonaire Showerbase LH	48x34x24.5"	\$1,193	\$1,243	97
EK85000	Heated Floor Mat 4-ft	48x30"	\$298	n/a	102
EK86000	Heated Floor Mat 6-ft	72x30"	\$355	n/a	102
EK87000	Heated Floor Mat 8-ft	96x30"	\$460	n/a	102
EK88000	Heated Floor Mat 10-ft	120x30"	\$520	n/a	102
EK90000	Heated Floor Mat thermostat	2.25x4.25x1.94"	\$298	n/a	102
EK91	Pillow 7.5" x 21" Straight	7.5x21"	\$103	\$103	103
ELA6042 ALR	Elara 6042 Pure Air Chroma LH	60x42x26"	\$3,353	\$3,403	19
ELA6042 ARL	Elara 6042 Pure Air Chroma RH	60x42x26"	\$3,353	\$3,403	19
ELA6042 BUX	Elara 6042 Bath	60x42x26"	\$1,673	\$1,723	19
ELA6042 CRL	Elara 6042 Salon Chroma RH	60x42x26"	\$5,866	\$5,916	19
ELA6042 WLR	Elara 6042 Whirlpool Chroma LH	60x42x26"	\$4,633	\$4,683	19
ELA6042 WRL	Elara 6042 Whirlpool Chroma RH	60x42x26"	\$4,633	\$4,683	19
ELA6636 ALR	Elara 6636 Pure Air Chroma LH	66x36x26"	\$3,453	\$3,503	20
ELA6636 ARL	Elara 6636 Pure Air Chroma RH	66x36x26"	\$3,453	\$3,503	20
ELA6636 BUX	Elara 6636 Bath	66x36x26"	\$1,773	\$1,823	20
ELA6636 CRL	Elara 6636 Salon Chroma RH	66x36x26"	\$5,966	\$6,016	20
ELA6636 WLR	Elara 6636 Whirlpool Chroma LH	66x36x26"	\$4,733	\$4,783	20
ELA6636 WRL	Elara 6636 Whirlpool Chroma RH	66x36x26"	\$4,733	\$4,783	20
ELA7242 ALR	Elara 7242 Pure Air Chroma LH	72x42x26"	\$3,653	\$3,703	21
ELA7242 ARL	Elara 7242 Pure Air Chroma RH	72x42x26"	\$3,653	\$3,703	21
ELA7242 BUX	Elara 7242 Bath	72x42x26"	\$1,973	\$2,023	21

PRODUCT CODE (begins with)	DESCRIPTION	EXTERIOR DIMENSIONS (LxWxH)	LIST PRICE White	LIST PRICE Color	PAGE #
ELA7242 CRL	Elara 7242 Salon Chroma RH	72x42x26"	\$6,166	\$6,216	21
ELA7242 WLR	Elara 7242 Whirlpool Chroma LH	72x42x26"	\$4,933	\$4,983	21
ELA7242 WRL	Elara 7242 Whirlpool Chroma RH	72x42x26"	\$4,933	\$4,983	21
ERD6636 BCX	Era Double-Ended 6636 Bath	66x36x20"	\$1,666	N/A	48
ERD7142 BCX	Era Double-Ended 7142 Bath	71x42x20"	\$1,770	n/a	49
ERS6032 BUX	Era Slipper 6032 Bath	60x32x25.8"	\$2,187	N/A	50
ERS6934 BUX	Era Slipper 6934 Bath	69x34x25.4"	\$2,473	n/a	51
EU15	Bonaire Showerbase RH	72x36x24.5"	\$1,285	\$1,335	97
EU20	Bonaire Showerbase RH	48"x48x24.5"	\$1,231	\$1,281	97
EU25	Bonaire Showerbase RH	48x34x24.5"	\$1,193	\$1,243	97
EU48000	Towel warming drawer 24-inch	22.75x19.5x23.06"	\$2,500	n/a	102
EU49000	Towel warming drawer 42-inch	22.75x19.5x41.06"	\$3,132	n/a	102
EV01	Era Double Ended Tub Ball & Claw Feet		\$529	\$579	48
EV07	Era Slipper Clawfeet	5.62x4.45x10.83"	\$529	\$579	51
EV11000	Era Double-Ended Wood Frame 66x36	62.04x36.02x23.03"	\$1,141	N/A	48
EV12000	Era Double-Ended Wood Frame 71x42	66.92x42x23.03"	\$1,245	N/A	49
EV14959	Era Double-Ended Pedestal Base 71x42	54.05"x35.47x6.22"	\$737	N/A	49
EV16	Era Freestanding tub supply lines		\$778	\$828	101
EV17959	Era Double-Ended Pedestal Base 66x36	50.67"x30.11x6.22"	\$706	N/A	48
EV19	Era Freestanding tub faucet		\$882	\$932	101
EV23	Era Freestanding tub trip lever drain		\$312	\$362	101
F4N6030 ALR	Finestra 14" 6030 Pure Air Chroma LH	60x30x38.5"	\$8,535	\$8,585	41
F4N6030 ARL	Finestra 14" 6030 Pure Air Chroma RH	60x30x38.5"	\$8,535	\$8,585	41
F4N6030 BLX	Finestra 14" 6030 Bath LH	60x30x38.5"	\$7,079	\$7,129	41
F4N6030 BRX	Finestra 14" 6030 Bath RH	60x30x38.5"	\$7,079	\$7,129	41
F4N6030 CLR	Finestra 14" 6030 Salon Chroma LH	60x30x38.5"	\$10,234	\$10,284	42
F4N6030 CRL	Finestra 14" 6030 Salon Chroma RH	60x30x38.5"	\$10,234	\$10,284	42
F4N6030 WLR	Finestra 14" 6030 Whirlpool Chroma LH	60x30x38.5"	\$8,757	\$8,807	41
F4N6030 WRL	Finestra 14" 6030 Whirlpool Chroma RH	60x30x38.5"	\$8,757	\$8,807	41
F4N6036 ALR	Finestra 14" 6036 Pure Air Chroma LH	60x36x38.5"	\$9,035	\$9,085	45

PRODUCT CODE (begins with)	DESCRIPTION	EXTERIOR DIMENSIONS (LxWxH)	LIST PRICE White	LIST PRICE Color	PAGE #	PRODUCT CODE (begins with)	DESCRIPTION	EXTERIOR DIMENSIONS (LxWxH)	LIST PRICE White	LIST PRICE Color	PAGE #
F4N6036 ARL	Finestra 14" 6036 Pure Air Chroma RH	60x36x38.5"	\$9,035	\$9,085	45	FUZ6666 ACR	Fuzion 6666 Pure Air Chroma RH	66x66x24"	\$4,944	\$4,994	28
F4N6036 BLX	Finestra 14" 6036 Bath LH	60x36x38.5"	\$7,600	\$7,650	45	FUZ6666 BCX	Fuzion 6666 Bath	66x66x24"	\$2,600	\$2,650	28
F4N6036 BRX	Finestra 14" 6036 Bath RH	60x36x38.5"	\$7,600	\$7,650	45	FUZ6666 CCR	Fuzion 6666 Salon Chroma RH	66x66x24"	\$7,423	\$7,473	29
F4N6036 CLR	Finestra 14" 6036 Salon Chroma LH	60x36x38.5"	\$10,761	\$10,811	46	FUZ6666 WCL	Fuzion 6666 Whirlpool Chroma LH	66x66x24"	\$6,377	\$6,427	29
F4N6036 CRL	Finestra 14" 6036 Salon Chroma RH	60x36x38.5"	\$10,761	\$10,811	46	FUZ6666 WCR	Fuzion 6666 Whirlpool Chroma RH	66x66x24"	\$6,377	\$6,427	29
F4N6036 WLR	Finestra 14" 6036 Whirlpool Chroma LH	60x36x38.5"	\$9,284	\$9,334	45	FUZ7236 ALR	Fuzion 7236 Pure Air Chroma LH	71x35x24"	\$4,544	\$4,594	22
F4N6036 WRL	Finestra 14" 6036 Whirlpool Chroma RH	60x36x38.5"	\$9,284	\$9,334	45	FUZ7236 ARL	Fuzion 7236 Pure Air Chroma RH	71x35x24"	\$4,544	\$4,594	22
F500	Bianca 7248 Whirlpool LH	72x48x20.5"	\$2,808	\$2,858	86	FUZ7236 BUX	Fuzion 7236 Bath	71x35x24"	\$2,200	\$2,250	22
F505	Bianca 7248 Bath LH	72x48x20.5"	\$1,161	\$1,211	86	FUZ7236 CRL	Fuzion 7236 Salon Chroma RH	71x35x24"	\$5,520	\$5,570	23
F7N6030 ALR	Finestra 17" 6030 Pure Air Chroma LH	60x30x38.5"	\$8,639	\$8,689	39	FUZ7236 WLR	Fuzion 7236 Whirlpool Chroma LH	71x35x24"	\$4,745	\$4,795	22
F7N6030 ARL	Finestra 17" 6030 Pure Air Chroma RH	60x30x38.5"	\$8,639	\$8,689	39	FUZ7236 WRL	Fuzion 7236 Whirlpool Chroma RH	71x35x24"	\$4,745	\$4,795	23
F7N6030 BLX	Finestra 17" 6030 Bath LH	60x30x38.5"	\$7,183	\$7,233	39	FUZ7242 ACR	Fuzion 7242 Pure Air Chroma RH	72x42x24"	\$4,644	\$4,694	24
F7N6030 BRX	Finestra 17" 6030 Bath RH	60x30x38.5"	\$7,183	\$7,233	39	FUZ7242 BCX	Fuzion 7242 Bath	72x42x24"	\$2,300	\$2,350	24
F7N6030 CLR	Finestra 17" 6030 Salon Chroma LH	60x30x38.5"	\$10,339	\$10,389	40	FUZ7242 CCR	Fuzion 7242 Salon Chroma RH	72x42x24"	\$7,349	\$7,399	25
F7N6030 CRL	Finestra 17" 6030 Salon Chroma RH	60x30x38.5"	\$10,339	\$10,389	40	FUZ7242 WCR	Fuzion 7242 Whirlpool Chroma RH	72x42x24"	\$6,349	\$6,399	24
F7N6030 WLR	Finestra 17" 6030 Whirlpool Chroma LH	60x30x38.5"	\$8,862	\$8,912	39	FUZ7260 ACR	Fuzion 7260 Pure Air Chroma RH	72x60x24"	\$5,044	\$5,094	26
F7N6030 WRL	Finestra 17" 6030 Whirlpool Chroma RH	60x30x38.5"	\$8,862	\$8,912	39	FUZ7260 BCX	Fuzion 7260 Bath	72x60x24"	\$2,700	\$2,750	26
F7N6036 ALR	Finestra 17" 6036 Pure Air Chroma LH	60x36x38.5"	\$9,139	\$9,189	43	FUZ7260 CCR	Fuzion 7260 Salon Chroma RH	72x60x24"	\$7,523	\$7,573	27
F7N6036 ARL	Finestra 17" 6036 Pure Air Chroma RH	60x36x38.5"	\$9,139	\$9,189	43	FUZ7260 WCD	Fuzion 7260 Dual WP Chroma	72x60x24"	\$7,477	\$7,527	27
F7N6036 BLX	Finestra 17" 6036 Bath LH	60x36x38.5"	\$7,704	\$7,754	43	FUZ7260 WCL	Fuzion 7260 Whirlpool Chroma LH	72x60x24"	\$6,477	\$6,527	26
F7N6036 BRX	Finestra 17" 6036 Bath RH	60x36x38.5"	\$7,704	\$7,754	43	FUZ7260 WCR	Fuzion 7260 Whirlpool Chroma RH	72x60x24"	\$6,477	\$6,527	26
F7N6036 CLR	Finestra 17" 6036 Salon Chroma LH	60x36x38.5"	\$10,867	\$10,917	44	G864	Handrails (2) Venicia		\$219	\$269	103
F7N6036 CRL	Finestra 17" 6036 Salon Chroma RH	60x36x38.5"	\$10,867	\$10,917	44	G930	Fiore Skirted 6666 Whirlpool RH	66x36x25"	\$9,744	\$9,794	88
F7N6036 WLR	Finestra 17" 6036 Whirlpool Chroma LH	60x36x38.5"	\$9,390	\$9,440	43	GAL6243 ALR	Gallery 6243 Pure Air LH	62x43x19"	\$1,973	\$2,023	64
F7N6036 WRL	Finestra 17" 6036 Whirlpool Chroma RH	60x36x38.5"	\$9,390	\$9,440	43	GAL6243 BUX	Gallery 6243 Bath	62x43x19"	\$809	\$859	64
F953	Skirt (optional) for Nova 6042	60x18"	\$317	\$362	105	GAL6243 WLR	Gallery 6243 Whirlpool Plus LH	62x43x19"	\$2,624	\$2,674	64
F954	Skirt (optional) for Luxura 6032	60x20"	\$306	\$351	105	GAL6243 WLR	Gallery 6243 Whirlpool LH	62x43x19"	\$2,074	\$2,124	64
F955	Skirt (optional) for Mito & Cetra	60x21"	\$351	\$351	105	GAL6243 WRL	Gallery 6243 Whirlpool Plus RH	62x43x19"	\$2,624	\$2,674	64
F956	Skirt (optional) for Luxura 6634	66x20"	\$345	\$390	105	GAL6243 WRL	Gallery 6243 Whirlpool RH	62x43x19"	\$2,074	\$2,124	64
F958	Skirt (optional) for Amiga and Nova 7242	72x20"	\$387	\$432	105	GAL7242 ALR	Gallery 7242 Pure Air LH	72x42x20.5"	\$2,323	\$2,373	64

PRODUCT CODE (begins with)	DESCRIPTION	EXTERIOR DIMENSIONS (LxWxH)	LIST PRICE White	LIST PRICE Color	PAGE #
GAL7242 BUX	Gallery 7242 Bath	72x42x20.5"	\$954	\$1,004	64
GAL7242 WLR	Gallery 7242 Whirlpool Plus LH	72x42x20.5"	\$2,995	\$3,045	64
GAL7242 WLR	Gallery 7242 Whirlpool LH	72x42x20.5"	\$2,445	\$2,495	64
GAL7242 WRL	Gallery 7242 Whirlpool Plus RH	72x42x20.5"	\$2,995	\$3,045	64
GAL7242 WRL	Gallery 7242 Whirlpool RH	72x42x20.5"	\$2,445	\$2,495	64
GD56000	Chromatherapy- 256 color light kit		\$349	n/a	103
GLF7242 ALR	Gallery Freestanding 7242 Pure Air LH	72x42x20.5"	\$5,499	\$5,549	52
GLF7242 BUX	Gallery Freestanding 7242 Bath	72x42x20.5"	\$3,899	\$3,949	52
GN75	Gallery & Riva Freestanding Ring		\$1,650	\$1,650	104
GN77	Gallery & Riva Freestanding Legs		\$2,100	\$2,100	104
GP95	Fuzion 7242 Wood Frame No Controls	72x42x1.375"	\$1,633	\$1,633	25
GU05	Fuzion 7242 Wood Frame J4/J5	72x42x1.375"	\$1,633	\$1,633	25
GU05	Fuzion 7242 Wood Frame J4/J5	72x42x1.375"	\$1,633	\$1,633	25
GU44	Jet Rings 4 TheraPro		\$60	\$70	106
GU45	Jet Rings 2 AccuPro		\$40	\$50	106
H121000	SteamPro 120 plumbing kit (for T632 only)		\$103	n/a	97
H682	Pillow 4" x 9" small curved neck	4x9"	\$65	\$65	103
HB72	Fuzion 7236 Wood Frame J4/J5 LH	71x35x1.25"	\$1,568	\$1,568	23
HB73	Fuzion 7236 Wood Frame No Controls	71x35x1.25"	\$1,568	\$1,568	23
HB74	Fuzion 7260 Wood Frame J4/J5	72x60x1.375"	\$1,698	\$1,698	27
HB75	Fuzion 7260 Wood Frame No Controls	72x60x1.375"	\$1,698	\$1,698	27
HB76	Fuzion 7260 Wood Frame J4/J5 x2	72x60x1.375"	\$1,698	\$1,698	27
HB77	Fuzion 7236 Wood Frame J4/J5 RH	71x35x1.25"	\$1,568	\$1,568	23
HB78	Fuzion 6666 Wood Frame J4/J5	66x66x1.375"	\$1,698	\$1,698	30
HB79	Fuzion 6666 Wood Frame No Controls	66x66x1.375"	\$1,698	\$1,698	30
HP55	Universal rotary/cable drain kit, 26" cable		\$186	\$236	107
J279	Bonaire Showerbase RH	60x32x84.5"	\$2,850	\$2,900	96
K405	Skirt (optional) for Signa 6042	60x22"	\$351	\$351	105
LUN7242 ACR	Luna 7242 Pure Air RH	72x42x23"	\$2,256	\$2,306	66
LUN7242 BCX	Luna 7242 Bath	72x42x23"	\$976	\$1,026	66

PRODUCT CODE (begins with)	DESCRIPTION	EXTERIOR DIMENSIONS (LxWxH)	LIST PRICE White	LIST PRICE Color	PAGE #
LUN7242 WCL	Luna 7242 Whirlpool Plus LH	72x42x23"	\$2,602	\$2,652	66
LUN7242 WCL	Luna 7242 Whirlpool LH	72x42x23"	\$2,052	\$2,102	66
LUN7242 WCR	Luna 7242 Whirlpool Plus RH	72x42x23"	\$2,602	\$2,652	66
LUN7242 WCR	Luna 7242 Whirlpool RH	72x42x23"	\$2,052	\$2,102	66
LUX6032 BLX	Luxura 6032 Bath LH	60x32x20.25"	\$860	\$910	68
LUX6032 BRX	Luxura 6032 Bath RH	60x32x20.25"	\$860	\$910	68
LUX6032 WLR	Luxura 6032 Whirlpool LH	60x32x20.25"	\$2,090	\$2,140	68
LUX6032 WRL	Luxura 6032 Whirlpool RH	60x32x20.25"	\$2,090	\$2,140	68
LUX6634 BUX	Luxura 6634 Bath	66x34x20"	\$903	\$953	68
LUX6634 WLR	Luxura 6634 Whirlpool LH	66x34x20"	\$2,117	\$2,167	68
LUX6634 WRL	Luxura 6634 Whirlpool RH	66x34x20"	\$2,117	\$2,167	68
LXS6030 BLX	Luxura Skirted 6030 Bath LH	60x30x20.25"	\$912	\$962	69
LXS6030 BRX	Luxura Skirted 6030 Bath RH	60x30x20.25"	\$912	\$962	69
LXS6030 WLR	Luxura Skirted 6030 Whirlpool LH	60x30x20.25"	\$2,052	\$2,102	69
LXS6030 WRL	Luxura Skirted 6030 Whirlpool RH	60x30x20.25"	\$2,052	\$2,102	69
LXS6032 ALR	Luxura Skirted 6032 Pure Air LH	60x32x20.25"	\$2,050	\$2,100	69
LXS6032 ARL	Luxura Skirted 6032 Pure Air RH	60x32x20.25"	\$2,050	\$2,100	69
LXS6032 BLX	Luxura Skirted 6032 Bath LH	60x32x20.25"	\$912	\$962	69
LXS6032 BRX	Luxura Skirted 6032 Bath RH	60x32x20.25"	\$912	\$962	69
LXS6032 WLR	Luxura Skirted 6032 Whirlpool Plus LH	60x32x20.25"	\$2,701	\$2,751	69
LXS6032 WLR	Luxura Skirted 6032 Whirlpool LH	60x32x20.25"	\$1,989	\$2,039	69
LXS6032 WRL	Luxura Skirted 6032 Whirlpool Plus RH	60x32x20.25"	\$2,701	\$2,751	69
LXS6032 WRL	Luxura Skirted 6032 Whirlpool RH	60x32x20.25"	\$1,989	\$2,039	69
M055	Bonaire Showerbase LH	60x32x84.5"	\$2,850	\$2,900	97
MIO6636 ACR	Mio 6636 Pure Air Chroma RH	66x36x25"	\$3,150	\$3,200	31
MIO6636 BCX	Mio 6636 Bath	66x36x25"	\$1,600	\$1,650	31
MIO6636 CCR	Mio 6636 Salon Chroma RH	66x36x25"	\$5,425	\$5,475	31
MIO6636 WCR	Mio 6636 Whirlpool Chroma RH	66x36x25"	\$4,300	\$4,350	31
MIO7242 ACR	Mio 7242 Pure Air Chroma RH	72x42x25"	\$3,350	\$3,400	32
MIO7242 BCX	Mio 7242 Bath	72x42x25"	\$1,800	\$1,850	32

PRODUCT CODE (begins with)	DESCRIPTION	EXTERIOR DIMENSIONS (LxWxH)	LIST PRICE White	LIST PRICE Color	PAGE #
MIO7242 CCR	Mio 7242 Salon Chroma RH	72x42x25"	\$5,625	\$5,675	32
MIO7242 WCR	Mio 7242 Whirlpool Chroma RH	72x42x25"	\$4,500	\$4,550	32
MIT6042 ACR	Mito 6042 Pure Air RH	60x42x21"	\$1,934	\$1,984	72
MIT6042 BCX	Mito 6042 Bath	60x42x21"	\$787	\$837	72
MIT6042 WCL	Mito 6042 Whirlpool Plus LH	60x42x21"	\$2,602	\$2,652	72
MIT6042 WCL	Mito 6042 Whirlpool LH	60x42x21"	\$2,052	\$2,102	72
MIT6042 WCR	Mito 6042 Whirlpool Plus RH	60x42x21"	\$2,602	\$2,652	72
MIT6042 WCR	Mito 6042 Whirlpool RH	60x42x21"	\$2,052	\$2,102	72
MIT7242 ACR	Mito 7242 Pure Air RH	72x42x21.5"	\$2,284	\$2,334	72
MIT7242 BCX	Mito 7242 Bath	72x42x21.5"	\$934	\$984	72
MIT7242 WCL	Mito 7242 Whirlpool Plus LH	72x42x21.5"	\$2,954	\$3,004	72
MIT7242 WCL	Mito 7242 Whirlpool LH	72x42x21.5"	\$2,404	\$2,454	72
MIT7242 WCR	Mito 7242 Whirlpool Plus RH	72x42x21.5"	\$2,954	\$3,004	72
MIT7242 WCR	Mito 7242 Whirlpool RH	72x42x21.5"	\$2,404	\$2,454	72
MJS7242 BLX	Majora Skirted 7242 Bath LH	72x42x19.75"	\$1,483	\$1,533	71
MJS7242 BRX	Majora Skirted 7242 Bath RH	72x42x19.75"	\$1,483	\$1,533	71
MJS7242 WLR	Majora Skirted 7242 Whirlpool LH	72x42x19.75"	\$2,989	\$3,039	71
MJS7242 WRL	Majora Skirted 7242 Whirlpool RH	72x42x19.75"	\$2,989	\$3,039	71
MOR7537 BCX	Morphosis 7537 Bath	74.8x37.4x23.2"	\$6,999	n/a	53
N656	Bonaire Showerbase LH	60X32x24.5"	\$1,080	\$1,130	97
N658	Bonaire Showerbase RH	60X32x24.5"	\$1,080	\$1,130	97
NOV6036 BUX	Nova 6036 Bath	60x36x19.25"	\$829	\$879	74
NOV6036 WLR	Nova 6036 Whirlpool LH	60x36x19.25"	\$2,022	\$2,072	74
NOV6036 WRL	Nova 6036 Whirlpool RH	60x36x19.25"	\$2,022	\$2,072	74
NOV6042 ALR	Nova 6042 Pure Air LH	60x42x18.5"	\$1,873	\$1,923	74
NOV6042 BUX	Nova 6042 Bath	60x42x18.5"	\$726	\$776	74
NOV6042 WLB	Nova 6042 Whirlpool LH	60x42x18.5"	\$2,142	\$2,192	74
NOV6042 WLR	Nova 6042 Whirlpool Plus LH	60x42x18.5"	\$2,517	\$2,567	74
NOV6042 WLR	Nova 6042 Whirlpool LH	60x42x18.5"	\$1,967	\$2,017	74
NOV6042 WRG	Nova 6042 Whirlpool RH	60x42x18.5"	\$2,142	\$2,192	74

PRODUCT CODE (begins with)	DESCRIPTION	EXTERIOR DIMENSIONS (LxWxH)	LIST PRICE White	LIST PRICE Color	PAGE #
NOV6042 WRL	Nova 6042 Whirlpool Plus RH	60x42x18.5"	\$2,517	\$2,567	74
NOV6042 WRL	Nova 6042 Whirlpool RH	60x42x18.5"	\$1,967	\$2,017	74
NOV7242 ALR	Nova 7242 Pure Air LH	72x42x20.5"	\$2,223	\$2,273	75
NOV7242 BUX	Nova 7242 Bath	72x42x20.5"	\$912	\$962	75
NOV7242 WLB	Nova 7242 Whirlpool LH	72x42x20.5"	\$2,515	\$2,565	75
NOV7242 WLR	Nova 7242 Whirlpool Plus LH	72x42x20.5"	\$2,890	\$2,940	75
NOV7242 WLR	Nova 7242 Whirlpool LH	72x42x20.5"	\$2,340	\$2,390	75
NOV7242 WRL	Nova 7242 Whirlpool Plus RH	72x42x20.5"	\$2,890	\$2,940	75
NOV7242 WRL	Nova 7242 Whirlpool RH	72x42x20.5"	\$2,340	\$2,390	75
NVS6036 BLX	Nova Skirted 6036 Bath LH	60x36x19.25"	\$912	\$962	75
NVS6036 BRX	Nova Skirted 6036 Bath RH	60x36x19.25"	\$912	\$962	75
NVS6036 WLR	Nova Skirted 6036 Whirlpool LH	60x36x19.25"	\$2,233	\$2,283	75
NVS6036 WRL	Nova Skirted 6036 Whirlpool RH	60x36x19.25"	\$2,233	\$2,283	75
NVS6042 BLX	Nova Skirted 6042 Bath LH	60x42x18.5"	\$809	\$859	76
NVS6042 BRX	Nova Skirted 6042 Bath RH	60x42x18.5"	\$809	\$859	76
NVS6042 WLR	Nova Skirted 6042 Whirlpool LH	60x42x18.5"	\$2,170	\$2,220	76
NVS6042 WRL	Nova Skirted 6042 Whirlpool RH	60x42x18.5"	\$2,170	\$2,220	76
NVS7236 BLX	Nova Skirted 7236 Bath LH	72x36x19"	\$985	\$1,035	76
NVS7236 BRX	Nova Skirted 7236 Bath RH	72x36x19"	\$985	\$1,035	76
NVS7236 WLR	Nova Skirted 7236 Whirlpool LH	72x36x19"	\$2,404	\$2,454	76
NVS7236 WRL	Nova Skirted 7236 Whirlpool RH	72x36x19"	\$2,404	\$2,454	76
P413	Jet Rings 2 TheraPro		\$80	\$130	106
P556	Jet Rings 2 AccuPro		\$159	\$209	106
REA7242 ACR	Real 7242 Pure Air Chroma RH	72x42x26"	\$2,805	\$2,855	33
REA7242 BCX	Real 7242 Bath	72x42x26"	\$1,488	\$1,538	33
REA7242 CCR	Real 7242 Salon Chroma RH	72x42x26"	\$4,651	\$4,701	33
REA7242 WCR	Real 7242 Whirlpool Chroma RH	72x42x26"	\$3,721	\$3,771	33
RIV6243 ALR	Riva 6243 Pure Air LH	62x43x19"	\$1,883	\$1,933	78
RIV6243 BUX	Riva 6243 Bath	62x43x19"	\$757	\$807	78
RIV6243 WLF	Riva 6243 Whirlpool LH	62x43x19"	\$2,111	\$2,161	78

PRODUCT CODE (begins with)	DESCRIPTION	EXTERIOR DIMENSIONS (LxWxH)	LIST PRICE White	LIST PRICE Color	PAGE #
RIV6243 WLR	Riva 6243 Whirlpool Plus LH	62x43x19"	\$2,486	\$2,536	78
RIV6243 WLR	Riva 6243 Whirlpool LH	62x43x19"	\$1,936	\$1,986	78
RIV6243 WRL	Riva 6243 Whirlpool Plus RH	62x43x19"	\$2,486	\$2,536	78
RIV6243 WRL	Riva 6243 Whirlpool RH	62x43x19"	\$1,936	\$1,986	78
RIV6638 ALR	Riva 6638 Pure Air LH	66.25x38.25x19.5"	\$2,158	\$2,208	78
RIV6638 BUX	Riva 6638 Bath	66.25x38.25x19.5"	\$936	\$986	78
RIV6638 WLR	Riva 6638 Whirlpool Plus LH	66.25x38.25x19.5"	\$2,849	\$2,899	78
RIV6638 WLR	Riva 6638 Whirlpool LH	66.25x38.25x19.5"	\$2,299	\$2,349	78
RIV6638 WRL	Riva 6638 Whirlpool Plus RH	66.25x38.25x19.5"	\$2,849	\$2,899	78
RIV6638 WRL	Riva 6638 Whirlpool RH	66.25x38.25x19.5"	\$2,299	\$2,349	78
RIV7242 ALR	Riva 7242 Pure Air LH	72x42x20.5"	\$2,233	\$2,283	79
RIV7242 BUX	Riva 7242 Bath	72x42x20.5"	\$943	\$993	79
RIV7242 WLR	Riva 7242 Whirlpool Plus LH	72x42x20.5"	\$2,900	\$2,950	79
RIV7242 WLR	Riva 7242 Whirlpool LH	72x42x20.5"	\$2,350	\$2,400	79
RIV7242 WRL	Riva 7242 Whirlpool Plus RH	72x42x20.5"	\$2,900	\$2,950	79
RIV7242 WRL	Riva 7242 Whirlpool RH	72x42x20.5"	\$2,350	\$2,400	79
RVF7242 AUX	Riva Freestanding 7242 Pure Air LH	72x42x20.5"	\$5,499	\$5,549	54
RVF7242 BUX	Riva Freestanding 7242 Bath	72x42x20.5"	\$3,899	\$3,949	54
S060000	SteamPro Generator, 10kw, 240V		\$1,739	n/a	98
S061	SteamPro 30 min on/off		\$220	\$250	98
S062000	SteamPro Generator, 7kw, 240V		\$1,546	n/a	98
S063	SteamPro digital timer with temp sensor		\$834	\$884	98
S064000	SteamPro Generator, 5kw, 240V		\$1,294	n/a	98
S066000	SteamPro auto tank drain valve		\$420	n/a	98
S083	SteamPro 30 min timer with temp sensor		\$470	\$510	98
S344	Tru-Level Showerbase	36x36x6"	\$538	\$558	94
S348	Tru-Level Showerbase	42x42x6"	\$694	\$714	95
S352	Tru-Level Showerbase neo-angle	42x42x6"	\$653	\$673	95
S356	Tru-Level Showerbase	48x34x6"	\$746	\$766	95
S360	Tru-Level Showerbase neo-angle	48x48x6"	\$725	\$745	96

PRODUCT CODE (begins with)	DESCRIPTION	EXTERIOR DIMENSIONS (LxWxH)	LIST PRICE White	LIST PRICE Color	PAGE #
S364	Tru-Level Showerbase	48x48x6"	\$735	\$755	95
S368	Tru-Level Showerbase	60x36x6"	\$890	\$910	95
S750000	RapidHeat™ in-line heater		\$349	n/a	103
SAL6636 ACR	Salerno 6636 Pure Air Chroma RH	66x36x25"	\$3,850	\$3,900	34
SAL6636 BCX	Salerno 6636 Bath	66x36x25"	\$2,000	\$2,050	34
SAL6636 CCR	Salerno 6636 Salon Chroma RH	66x36x25"	\$6,675	\$6,725	34
SAL6636 WCR	Salerno 6636 Whirlpool Chroma RH	66x36x25"	\$5,300	\$5,350	34
SAL7242 ACR	Salerno 7242 Pure Air Chroma RH	72x42x25"	\$4,050	\$4,100	35
SAL7242 BCX	Salerno 7242 Bath	72x42x25"	\$2,200	\$2,250	35
SAL7242 CCR	Salerno 7242 Salon Chroma RH	72x42x25"	\$6,875	\$6,925	35
SAL7242 WCR	Salerno 7242 Whirlpool Chroma RH	72x42x25"	\$5,500	\$5,550	35
SGS6042 BCX	Signa Skirted 6042 Bath	60x42x22"	\$912	\$962	81
SGS6042 WCF	Signa Skirted 6042 Whirlpool RF	60x42x22"	\$2,372	\$2,422	81
SH00	Fuzion Round Showerhead 12"	12" diameter	\$550	\$770	93
SH01	Fuzion Square Showerhead 12"	12" diameter	\$550	\$770	93
SH02	Fuzion Round Showerhead 8"	8" diameter	\$350	\$490	93
SH03	Fuzion Square Showerhead 8"	8" diameter	\$350	\$490	93
SH04	Bellavista Natural Rain Showerhead 10"	10" diameter	\$450	\$630	93
SH05	Bellavista Natural Rain Showerhead 8"	8" diameter	\$350	\$490	93
SH06	Bellavista Round Showerhead 8 jets	3.25" diameter	\$200	\$280	93
SH07	Bellavista Round Showerhead 6 jets	2.75" diameter	\$160	\$224	93
SH08	Shower Arm, Ceiling Mount 6"	6"	\$75	\$105	94
SH09	Shower Arm, Ceiling Mount 12"	12"	\$100	\$140	94
SH10	Shower Arm, High Arch		\$110	\$154	94
SH11	Shower Arm, Regular 8"	8"	\$60	\$84	94
SH12	Shower Arm, Long Wall Mount 14"	14"	\$100	\$140	94
SH13	Shower Arm Flange, Square		\$20	\$35	94
SH14	Shower Arm Flange, Round		\$20	\$35	94
SIA6636 ACR	Sia 6636 Pure Air Chroma RH	66x36x24"	\$2,940	\$2,990	36
SIA6636 BCX	Sia 6636 Bath	66x36x24"	\$1,480	\$1,530	36

PRODUCT CODE (begins with)	DESCRIPTION	EXTERIOR DIMENSIONS (LxWxH)	LIST PRICE White	LIST PRICE Color	PAGE #
SIA6636 CCR	Sia 6636 Salon Chroma RH	66x36x24"	\$5,050	\$5,100	36
SIA6636 WCR	Sia 6636 Whirlpool Chroma RH	66x36x24"	\$4,000	\$4,050	36
SIA7242 ACR	Sia 7242 Pure Air Chroma RH	72x42x24"	\$3,140	\$3,190	37
SIA7242 BCX	Sia 7242 Bath	72x42x24"	\$1,680	\$1,730	37
SIA7242 CCR	Sia 7242 Salon Chroma RH	72x42x24"	\$5,250	\$5,300	37
SIA7242 WCR	Sia 7242 Whirlpool Chroma RH	72x42x24"	\$4,200	\$4,250	37
SIG6042 ACR	Signa 6042 Pure Air RH	60x42x22"	\$1,954	\$2,004	80
SIG6042 BCX	Signa 6042 Bath	60x42x22"	\$757	\$807	80
SIG6042 WCF	Signa 6042 Whirlpool RF	60x42x22"	\$2,217	\$2,267	80
SIG6042 WCG	Signa 6042 Whirlpool LF	60x42x22"	\$2,217	\$2,267	80
SIG6042 WCL	Signa 6042 Whirlpool Plus LH	60x42x22"	\$2,592	\$2,642	80
SIG6042 WCL	Signa 6042 Whirlpool LH	60x42x22"	\$2,042	\$2,092	80
SIG6042 WCR	Signa 6042 Whirlpool Plus RH	60x42x22"	\$2,592	\$2,642	80
SIG6042 WCR	Signa 6042 Whirlpool RH	60x42x22"	\$2,042	\$2,092	80
SIG7242 ACR	Signa 7242 Pure Air RH	72x42x22"	\$2,304	\$2,354	81
SIG7242 BCX	Signa 7242 Bath	72x42x22"	\$934	\$984	81
SIG7242 WCF	Signa 7242 Whirlpool RF	72x42x22"	\$2,600	\$2,650	81
SIG7242 WCL	Signa 7242 Whirlpool Plus LH	72x42x22"	\$2,975	\$3,025	81
SIG7242 WCL	Signa 7242 Whirlpool LH	72x42x22"	\$2,425	\$2,475	81
SIG7242 WCR	Signa 7242 Whirlpool Plus RH	72x42x22"	\$2,975	\$3,025	81
SIG7242 WCR	Signa 7242 Whirlpool RH	72x42x22"	\$2,425	\$2,475	81
T228	Tru-Level Showerbase	60x34x6"	\$859	\$879	95
T232	Tru-Level Showerbase	42x34x6"	\$653	\$673	95
T354	Tru-Level Showerbase	36x42x6"	\$621	\$641	94
T358	Tru-Level Showerbase neo-angle	38x38x6"	\$591	\$611	95
T362	Tru-Level Showerbase	42x36x6"	\$632	\$652	95
T366	Tru-Level Showerbase	42x48x6"	\$725	\$745	95
T370	Tru-Level Showerbase	60x42x6"	\$1,046	\$1,066	95
T374	Tru-Level Showerbase	48x32x6"	\$703	\$723	95
T601	Fiore 6666 Whirlpool RH	66x66x27.25"	\$9,145	\$9,195	88

PRODUCT CODE (begins with)	DESCRIPTION	EXTERIOR DIMENSIONS (LxWxH)	LIST PRICE White	LIST PRICE Color	PAGE #
T628000	Systems Clean 12 boxes/5each		\$279	n/a	107
T632000	SteamPro 120 Instant Generator		\$980	n/a	98
T865	Sedona Steam Shower System RH	60x32x18.63"	\$3,700	\$3,750	98
T870	Sedona Steam Shower System LH	60x32x18.63"	\$3,700	\$3,750	98
TAR6060 ACR	Tara 6060 Pure Air RH	60x60x20.75"	\$2,716	\$2,766	83
TAR6060 BCX	Tara 6060 Bath	60x60x20.75"	\$1,255	\$1,305	83
TAR6060 WCB	Tara 6060 Whirlpool Plus RB	60x60x20.75"	\$3,511	\$3,561	83
TAR6060 WCE	Tara 6060 Whirlpool Plus LB	60x60x20.75"	\$3,511	\$3,561	83
TAR6060 WCL	Tara 6060 Whirlpool Plus LH	60x60x20.75"	\$3,336	\$3,386	83
TAR6060 WCL	Tara 6060 Whirlpool LH	60x60x20.75"	\$2,786	\$2,836	83
TAR6060 WCR	Tara 6060 Whirlpool Plus RH	60x60x20.75"	\$3,336	\$3,386	83
TAR6060 WCR	Tara 6060 Whirlpool RH	60x60x20.75"	\$2,786	\$2,836	83
TRS6060 BCX	Tara Skirted 6060 Bath	60x60x20.75"	\$1,866	\$1,916	83
TRS6060 WCR	Tara Skirted 6060 Whirlpool Plus RH	60x60x20.75"	\$3,911	\$3,961	83
TRS6060 WCR	Tara Skirted 6060 Whirlpool RH	60x60x20.75"	\$3,361	\$3,411	83
X559	Trip-lever drain kit		\$186	\$236	107

DESCRIPTION	PRODUCT CODE (begins with)	EXTERIOR DIMENSIONS (LxWxH)	LIST PRICE White	LIST PRICE Color	PAGE #
Acero 6636 Bath	ACE6636 BCX	66x36x25"	\$1,680	\$1,730	4
Acero 6636 Pure Air Chroma RH	ACE6636 ACR	66x36x25"	\$3,290	\$3,340	4
Acero 6636 Salon Chroma RH	ACE6636 CCR	66x36x25"	\$5,675	\$5,725	4
Acero 6636 Whirlpool Chroma RH	ACE6636 WCR	66x36x25"	\$4,500	\$4,550	4
Acero 7242 Bath	ACE7242 BCX	72x42x25"	\$1,880	\$1,930	5
Acero 7242 Pure Air Chroma RH	ACE7242 ACR	72x42x25"	\$3,490	\$3,540	5
Acero 7242 Salon Chroma RH	ACE7242 CCR	72x42x25"	\$5,875	\$5,925	5
Acero 7242 Whirlpool Chroma RH	ACE7242 WCR	72x42x25"	\$4,700	\$4,750	5
Allusion 6636 Bath	ALL6636 BCX	66x36x26"	\$1,267	\$1,317	6
Allusion 6636 Pure Air Chroma RH	ALL6636 ACR	66x36x26"	\$3,556	\$3,606	6
Allusion 6636 Salon Chroma RH	ALL6636 CCR	66x36x26"	\$6,150	\$6,200	6
Allusion 6636 Whirlpool Chroma RH	ALL6636 WCR	66x36x26"	\$4,880	\$4,930	6
Allusion 7236 Bath	ALL7236 BCX	72x36x26"	\$1,339	\$1,389	7
Allusion 7236 Pure Air Chroma RH	ALL7236 ACR	72x36x26"	\$3,656	\$3,706	7
Allusion 7236 Salon Chroma RH	ALL7236 CCR	72x36x26"	\$6,250	\$6,300	7
Allusion 7236 Whirlpool Chroma RH	ALL7236 WCR	72x36x26"	\$4,980	\$5,030	7
Allusion 7242 Bath	ALL7242 BCX	72x42x26"	\$1,442	\$1,492	8
Allusion 7242 Pure Air Chroma RH	ALL7242 ACR	72x42x26"	\$3,756	\$3,806	8
Allusion 7242 Salon Chroma RH	ALL7242 CCR	72x42x26"	\$6,350	\$6,400	8
Allusion 7242 Whirlpool Chroma RH	ALL7242 WCR	72x42x26"	\$5,080	\$5,130	8
Amiga 7236 Bath	AMI7236 BUX	72x36x20.75"	\$829	\$879	56
Amiga 7236 Pure Air LH	AMI7236 ALR	72x36x20.75"	\$2,164	\$2,214	56
Amiga 7236 Whirlpool Plus LH	AMI7236 WLB	72x36x20.75"	\$3,013	\$3,063	56
Amiga 7236 Whirlpool Plus LH	AMI7236 WLF	72x36x20.75"	\$3,013	\$3,063	56
Amiga 7236 Whirlpool Plus LH	AMI7236 WLR	72x36x20.75"	\$2,838	\$2,888	56
Amiga 7236 Whirlpool Plus RH	AMI7236 WRE	72x36x20.75"	\$3,013	\$3,063	56
Amiga 7236 Whirlpool Plus RH	AMI7236 WRG	72x36x20.75"	\$3,013	\$3,063	56
Amiga 7236 Whirlpool Plus RH	AMI7236 WRL	72x36x20.75"	\$2,838	\$2,888	56
Amiga 7236 Whirlpool LH	AMI7236 WLR	72x36x20.75"	\$2,280	\$2,330	56
Amiga 7236 Whirlpool RH	AMI7236 WRL	72x36x20.75"	\$2,280	\$2,330	56

DESCRIPTION	PRODUCT CODE (begins with)	EXTERIOR DIMENSIONS (LxWxH)	LIST PRICE White	LIST PRICE Color	PAGE #
Amiga Skirted 7236 Bath LH	AMS7236 BLX	72x36x20.75"	\$1,514	\$1,564	57
Amiga Skirted 7236 Bath RH	AMS7236 BRX	72x36x20.75"	\$1,514	\$1,564	57
Amiga Skirted 7236 Whirlpool LH	AMS7236 WLR	72x36x20.75"	\$3,041	\$3,091	57
Amiga Skirted 7236 Whirlpool RH	AMS7236 WRL	72x36x20.75"	\$3,041	\$3,091	57
Bellavista 6042 Bath	BEL6042 BCX	60x42x26"	\$1,022	\$1,072	9
Bellavista 6042 Pure Air Chroma RH	BEL6042 ACR	60x42x26"	\$3,460	\$3,510	9
Bellavista 6042 Salon Chroma RH	BEL6042 CCR	60x42x26"	\$6,058	\$6,108	9
Bellavista 6042 Whirlpool Chroma RH	BEL6042 WCR	60x42x26"	\$4,786	\$4,836	9
Bellavista 6060 Bath	BEL6060 BCX	60x60x25"	\$1,727	\$1,777	13
Bellavista 6060 Pure Air Chroma RH	BEL6060 ACR	60x60x25"	\$4,060	\$4,110	13
Bellavista 6060 Salon Chroma RH	BEL6060 CCR	60x60x25"	\$6,658	\$6,708	14
Bellavista 6060 Whirlpool Chroma LH	BEL6060 WCL	60x60x25"	\$5,386	\$5,436	13
Bellavista 6060 Whirlpool Chroma RF	BEL6060 WCF	60x60x25"	\$5,386	\$5,436	14
Bellavista 6060 Whirlpool Chroma RH	BEL6060 WCR	60x60x25"	\$5,386	\$5,436	13
Bellavista 6642 Bath	BEL6642 BCX	66x42x26"	\$1,322	\$1,372	10
Bellavista 6642 Pure Air Chroma RH	BEL6642 ACR	66x42x26"	\$3,660	\$3,710	10
Bellavista 6642 Salon Chroma RH	BEL6642 CCR	66x42x26"	\$6,258	\$6,308	10
Bellavista 6642 Whirlpool Chroma RH	BEL6642 WCR	66x42x26"	\$4,986	\$5,036	10
Bellavista 7242 Bath	BEL7242 BCX	72x42x26"	\$1,427	\$1,477	11
Bellavista 7242 Pure Air Chroma RH	BEL7242 ACR	72x42x26"	\$3,760	\$3,810	11
Bellavista 7242 Salon Chroma RH	BEL7242 CCR	72x42x26"	\$6,358	\$6,408	12
Bellavista 7242 Whirlpool Chroma LH	BEL7242 WCL	72x42x26"	\$5,086	\$5,136	11
Bellavista 7242 Whirlpool Chroma RH	BEL7242 WCR	72x42x26"	\$5,086	\$5,136	11
Bellavista Natural Rain Showerhead 10"	SH04	10" diameter	\$450	\$630	93
Bellavista Natural Rain Showerhead 8"	SH05	8" diameter	\$350	\$490	93
Bellavista Round Showerhead 6 jets	SH07	2.75" diameter	\$160	\$224	93
Bellavista Round Showerhead 8 jets	SH06	3.25" diameter	\$200	\$280	93
Bianca 7248 Bath LH	F505	72x48x20.5"	\$1,161	\$1,211	86
Bianca 7248 Whirlpool LH	F500	72x48x20.5"	\$2,808	\$2,858	86
Bonaire Showerbase LH	DD26	72x36x24.5"	\$1,285	\$1,335	97

DESCRIPTION	PRODUCT CODE (begins with)	EXTERIOR DIMENSIONS (LxWxH)	LIST PRICE White	LIST PRICE Color	PAGE #
Bonaire Showerbase LH	DR52	48"x48x24.5"	\$1,231	\$1,281	97
Bonaire Showerbase LH	EK21	48x34x24.5"	\$1,193	\$1,243	97
Bonaire Showerbase LH	MO55	60x32x84.5"	\$2,850	\$2,900	#N/A
Bonaire Showerbase LH	N656	60X32x24.5"	\$1,080	\$1,130	97
Bonaire Showerbase RH	EU15	72x36x24.5"	\$1,285	\$1,335	97
Bonaire Showerbase RH	EU20	48"x48x24.5"	\$1,231	\$1,281	97
Bonaire Showerbase RH	EU25	48x34x24.5"	\$1,193	\$1,243	97
Bonaire Showerbase RH	J279	60x32x84.5"	\$2,850	\$2,900	97
Bonaire Showerbase RH	N658	60X32x24.5"	\$1,080	\$1,130	97
Capella 5555 Bath	CAP5555 BCX	55x55x20.25"	\$1,161	\$1,211	58
Capella 5555 Whirlpool RH	CAP5555 WCR	55x55x20.25"	\$2,393	\$2,443	58
Capella 6060 Bath	CAP6060 BCX	60x60x20.5"	\$1,265	\$1,315	58
Capella 6060 Pure Air RH	CAP6060 ACR	60x60x20.5"	\$2,561	\$2,611	58
Capella 6060 Whirlpool Plus LH	CAP6060 WCL	60x60x20.5"	\$3,177	\$3,227	58
Capella 6060 Whirlpool Plus RH	CAP6060 WCR	60x60x20.5"	\$3,177	\$3,227	58
Capella 6060 Whirlpool LF	CAP6060 WCG	60x60x20.5"	\$3,352	\$2,852	58
Capella 6060 Whirlpool LH	CAP6060 WCL	60x60x20.5"	\$2,627	\$2,677	58
Capella 6060 Whirlpool RH	CAP6060 WCR	60x60x20.5"	\$2,627	\$2,677	58
Capella Skirted 5555 Bath	CPS5555 BCX	55x55x20.25"	\$1,732	\$1,782	59
Capella Skirted 5555 Whirlpool RH	CPS5555 WCR	55x55x20.25"	\$3,138	\$3,188	59
Capella Skirted 6060 Bath	CPS6060 BCX	60x60x20.5"	\$1,792	\$1,842	59
Capella Skirted 6060 Whirlpool Plus RF	CPS6060 WCF	60x60x20.5"	\$3,751	\$3,801	59
Capella Skirted 6060 Whirlpool RH	CPS6060 WCR	60x60x20.5"	\$3,201	\$3,251	59
Cetra 6032 Bath	CET6032 BUX	60x32x21.25"	\$860	\$910	61
Cetra 6032 Pure Air LH	CET6032 ALR	60x32x21.25"	\$1,740	\$1,790	61
Cetra 6032 Whirlpool Plus LH	CET6032 WLR	60x32x21.25"	\$2,401	\$2,451	61
Cetra 6032 Whirlpool Plus RH	CET6032 WRL	60x32x21.25"	\$2,401	\$2,451	61
Cetra 6032 Whirlpool LH	CET6032 WLR	60x32x21.25"	\$1,851	\$1,901	61
Cetra 6032 Whirlpool RH	CET6032 WRL	60x32x21.25"	\$1,851	\$1,901	61
Cetra 6036 Bath	CET6036 BUX	60x36x21.25"	\$829	\$879	61

DESCRIPTION	PRODUCT CODE (begins with)	EXTERIOR DIMENSIONS (LxWxH)	LIST PRICE White	LIST PRICE Color	PAGE #
Cetra 6036 Pure Air LH	CET6036 ALR	60x36x21.25"	\$1,740	\$1,790	61
Cetra 6036 Whirlpool LH	CET6036 WLR	60x36x21.25"	\$2,560	\$2,610	61
Cetra 6036 Whirlpool LH	CET6036 WLR	60x36x21.25"	\$2,010	\$2,060	61
Cetra 6036 Whirlpool RH	CET6036 WRL	60x36x21.25"	\$2,560	\$2,610	61
Cetra 6036 Whirlpool RH	CET6036 WRL	60x36x21.25"	\$2,010	\$2,060	61
Cetra Skirted 6032 Bath LH	CTS6032 BLX	60x32x20.5"	\$1,121	\$1,171	62
Cetra Skirted 6032 Bath RH	CTS6032 BRX	60x32x20.5"	\$1,121	\$1,171	62
Cetra Skirted 6032 Whirlpool LH	CTS6032 WLR	60x32x20.5"	\$1,914	\$1,964	62
Cetra Skirted 6032 Whirlpool RH	CTS6032 WRL	60x32x20.5"	\$1,914	\$1,964	62
Cetra Skirted 6036 Bath LH	CTS6036 BLX	60x36x21.25"	\$1,151	\$1,201	62
Cetra Skirted 6036 Bath RH	CTS6036 BRX	60x36x21.25"	\$1,151	\$1,201	62
Cetra Skirted 6036 Whirlpool Plus LH	CTS6036 WLR	60x36x21.25"	\$2,687	\$2,737	62
Cetra Skirted 6036 Whirlpool Plus RH	CTS6036 WRL	60x36x21.25"	\$2,687	\$2,737	62
Cetra Skirted 6036 Whirlpool LH	CTS6036 WLR	60x36x21.25"	\$2,137	\$2,187	62
Cetra Skirted 6036 Whirlpool RH	CTS6036 WRL	60x36x21.25"	\$2,137	\$2,187	62
Chromatherapy- 256 color light kit	GD56000		\$349	n/a	103
Cortina 7272 Whirlpool RH	EE35	72x72x22.25"	\$6,352	\$6,402	87
Drain trim kit Finestra	BN21		\$180	\$180	107
Duetta 6042 Bath	DUE6042 BCX	60x42x26"	\$1,673	\$1,723	15
Duetta 6042 Pure Air Chroma RH	DUE6042 ACR	60x42x26"	\$3,353	\$3,403	15
Duetta 6042 Salon Chroma RH	DUE6042 CCR	60x42x26"	\$5,866	\$5,916	15
Duetta 6042 Whirlpool Chroma RH	DUE6042 WCR	60x42x26"	\$4,633	\$4,683	15
Duetta 6636 Bath	DUE6636 BCX	66x36x26"	\$1,773	\$1,823	16
Duetta 6636 Pure Air Chroma RH	DUE6636 ACR	66x36x26"	\$3,453	\$3,503	16
Duetta 6636 Salon Chroma RH	DUE6636 CCR	66x36x26"	\$5,966	\$6,016	16
Duetta 6636 Whirlpool Chroma RH	DUE6636 WCR	66x36x26"	\$4,733	\$4,783	16
Duetta 6642 Bath	DUE6642 BCX	66x42x26"	\$1,873	\$1,923	17
Duetta 6642 Pure Air Chroma RH	DUE6642 ACR	66x42x26"	\$3,553	\$3,603	17
Duetta 6642 Salon Chroma RH	DUE6642 CCR	66x42x26"	\$6,066	\$6,116	17
Duetta 6642 Whirlpool Chroma RH	DUE6642 WCR	66x42x26"	\$4,833	\$4,883	17

DESCRIPTION	PRODUCT CODE (begins with)	EXTERIOR DIMENSIONS (LxWxH)	LIST PRICE White	LIST PRICE Color	PAGE #
Duetta 7242 Bath	DUE7242 BCX	72x42x26"	\$1,973	\$2,023	18
Duetta 7242 Pure Air Chroma RH	DUE7242 ACR	72x42x26"	\$3,653	\$3,703	18
Duetta 7242 Salon Chroma RH	DUE7242 CCR	72x42x26"	\$6,166	\$6,216	18
Duetta 7242 Whirlpool Chroma RH	DUE7242 WCR	72x42x26"	\$4,933	\$4,983	18
Elara 6042 Bath	ELA6042 BUX	60x42x26"	\$1,673	\$1,723	19
Elara 6042 Pure Air Chroma LH	ELA6042 ALR	60x42x26"	\$3,353	\$3,403	19
Elara 6042 Pure Air Chroma RH	ELA6042 ARL	60x42x26"	\$3,353	\$3,403	19
Elara 6042 Salon Chroma RH	ELA6042 CRL	60x42x26"	\$5,866	\$5,916	19
Elara 6042 Whirlpool Chroma LH	ELA6042 WLR	60x42x26"	\$4,633	\$4,683	19
Elara 6042 Whirlpool Chroma RH	ELA6042 WRL	60x42x26"	\$4,633	\$4,683	19
Elara 6636 Bath	ELA6636 BUX	66x36x26"	\$1,773	\$1,823	20
Elara 6636 Pure Air Chroma LH	ELA6636 ALR	66x36x26"	\$3,453	\$3,503	20
Elara 6636 Pure Air Chroma RH	ELA6636 ARL	66x36x26"	\$3,453	\$3,503	20
Elara 6636 Salon Chroma RH	ELA6636 CRL	66x36x26"	\$5,966	\$6,016	20
Elara 6636 Whirlpool Chroma LH	ELA6636 WLR	66x36x26"	\$4,733	\$4,783	20
Elara 6636 Whirlpool Chroma RH	ELA6636 WRL	66x36x26"	\$4,733	\$4,783	20
Elara 7242 Bath	ELA7242 BUX	72x42x26"	\$1,973	\$2,023	21
Elara 7242 Pure Air Chroma LH	ELA7242 ALR	72x42x26"	\$3,653	\$3,703	21
Elara 7242 Pure Air Chroma RH	ELA7242 ARL	72x42x26"	\$3,653	\$3,703	21
Elara 7242 Salon Chroma RH	ELA7242 CRL	72x42x26"	\$6,166	\$6,216	21
Elara 7242 Whirlpool Chroma LH	ELA7242 WLR	72x42x26"	\$4,933	\$4,983	21
Elara 7242 Whirlpool Chroma RH	ELA7242 WRL	72x42x26"	\$4,933	\$4,983	21
Era Double Ended Tub Ball & Claw Feet	EV01		\$529	\$579	48
Era Double-Ended 6636 Bath	ERD6636 BCX	66x36x20"	\$1,666	N/A	48
Era Double-Ended 7142 Bath	ERD7142 BCX	71x42x20"	\$1,770	n/a	49
Era Double-Ended Pedestal Base 66x36	EV17959	50.67"x30.11x6.22"	\$706	N/A	48
Era Double-Ended Pedestal Base 71x42	EV14959	54.05"x35.47x6.22"	\$737	N/A	49
Era Double-Ended Wood Frame 66x36	EV11000	62.04x36.02x23.03"	\$1,141	N/A	48
Era Double-Ended Wood Frame 71x42	EV12000	66.92x42x23.03"	\$1,245	N/A	49
Era Freestanding tub faucet	EV19		\$882	\$932	101

DESCRIPTION	PRODUCT CODE (begins with)	EXTERIOR DIMENSIONS (LxWxH)	LIST PRICE White	LIST PRICE Color	PAGE #
Era Freestanding tub supply lines	EV16		\$778	\$828	101
Era Freestanding tub trip lever drain	EV23		\$312	\$362	101
Era Slipper 6032 Bath	ERS6032 BUX	60x32x25.8"	\$2,187	N/A	50
Era Slipper 6934 Bath	ERS6934 BUX	69x34x25.4"	\$2,473	n/a	51
Era Slipper Clawfeet	EV07	5.62x4.45x10.83"	\$529	\$579	51
Finestra 14" 6030 Bath LH	F4N6030 BLX	60x30x38.5"	\$7,079	\$7,129	41
Finestra 14" 6030 Bath RH	F4N6030 BRX	60x30x38.5"	\$7,079	\$7,129	41
Finestra 14" 6030 Pure Air Chroma LH	F4N6030 ALR	60x30x38.5"	\$8,535	\$8,585	41
Finestra 14" 6030 Pure Air Chroma RH	F4N6030 ARL	60x30x38.5"	\$8,535	\$8,585	41
Finestra 14" 6030 Salon Chroma LH	F4N6030 CLR	60x30x38.5"	\$10,234	\$10,284	42
Finestra 14" 6030 Salon Chroma RH	F4N6030 CRL	60x30x38.5"	\$10,234	\$10,284	42
Finestra 14" 6030 Whirlpool Chroma LH	F4N6030 WLR	60x30x38.5"	\$8,757	\$8,807	41
Finestra 14" 6030 Whirlpool Chroma RH	F4N6030 WRL	60x30x38.5"	\$8,757	\$8,807	41
Finestra 14" 6036 Bath LH	F4N6036 BLX	60x36x38.5"	\$7,600	\$7,650	45
Finestra 14" 6036 Bath RH	F4N6036 BRX	60x36x38.5"	\$7,600	\$7,650	45
Finestra 14" 6036 Pure Air Chroma LH	F4N6036 ALR	60x36x38.5"	\$9,035	\$9,085	45
Finestra 14" 6036 Pure Air Chroma RH	F4N6036 ARL	60x36x38.5"	\$9,035	\$9,085	45
Finestra 14" 6036 Salon Chroma LH	F4N6036 CLR	60x36x38.5"	\$10,761	\$10,811	46
Finestra 14" 6036 Salon Chroma RH	F4N6036 CRL	60x36x38.5"	\$10,761	\$10,811	46
Finestra 14" 6036 Whirlpool Chroma LH	F4N6036 WLR	60x36x38.5"	\$9,284	\$9,334	45
Finestra 14" 6036 Whirlpool Chroma RH	F4N6036 WRL	60x36x38.5"	\$9,284	\$9,334	45
Finestra 17" 6030 Bath LH	F7N6030 BLX	60x30x38.5"	\$7,183	\$7,233	39
Finestra 17" 6030 Bath RH	F7N6030 BRX	60x30x38.5"	\$7,183	\$7,233	39
Finestra 17" 6030 Pure Air Chroma LH	F7N6030 ALR	60x30x38.5"	\$8,639	\$8,689	39
Finestra 17" 6030 Pure Air Chroma RH	F7N6030 ARL	60x30x38.5"	\$8,639	\$8,689	39
Finestra 17" 6030 Salon Chroma LH	F7N6030 CLR	60x30x38.5"	\$10,339	\$10,389	40
Finestra 17" 6030 Salon Chroma RH	F7N6030 CRL	60x30x38.5"	\$10,339	\$10,389	40
Finestra 17" 6030 Whirlpool Chroma LH	F7N6030 WLR	60x30x38.5"	\$8,862	\$8,912	39
Finestra 17" 6030 Whirlpool Chroma RH	F7N6030 WRL	60x30x38.5"	\$8,862	\$8,912	39
Finestra 17" 6036 Bath LH	F7N6036 BLX	60x36x38.5"	\$7,704	\$7,754	43

DESCRIPTION	PRODUCT CODE (begins with)	EXTERIOR DIMENSIONS (LxWxH)	LIST PRICE White	LIST PRICE Color	PAGE #
Finestra 17" 6036 Bath RH	F7N6036 BRX	60x36x38.5"	\$7,704	\$7,754	43
Finestra 17" 6036 Pure Air Chroma LH	F7N6036 ALR	60x36x38.5"	\$9,139	\$9,189	43
Finestra 17" 6036 Pure Air Chroma RH	F7N6036 ARL	60x36x38.5"	\$9,139	\$9,189	43
Finestra 17" 6036 Salon Chroma LH	F7N6036 CLR	60x36x38.5"	\$10,867	\$10,917	44
Finestra 17" 6036 Salon Chroma RH	F7N6036 CRL	60x36x38.5"	\$10,867	\$10,917	44
Finestra 17" 6036 Whirlpool Chroma LH	F7N6036 WLR	60x36x38.5"	\$9,390	\$9,440	43
Finestra 17" 6036 Whirlpool Chroma RH	F7N6036 WRL	60x36x38.5"	\$9,390	\$9,440	43
Finestra drain trim kit	BN21		\$180	\$180	107
Fiore 6666 Whirlpool RH	T601	66x66x27.25"	\$9,145	\$9,195	89
Fiore Skirted 6666 Whirlpool RH	G930	66x36x25"	\$9,744	\$9,794	89
Fuzion 6666 Bath	FUZ6666 BCX	66x66x24"	\$2,600	\$2,650	28
Fuzion 6666 Pure Air Chroma RH	FUZ6666 ACR	66x66x24"	\$4,944	\$4,994	28
Fuzion 6666 Salon Chroma RH	FUZ6666 CCR	66x66x24"	\$7,423	\$7,473	29
Fuzion 6666 Whirlpool Chroma LH	FUZ6666 WCL	66x66x24"	\$6,377	\$6,427	29
Fuzion 6666 Whirlpool Chroma RH	FUZ6666 WCR	66x66x24"	\$6,377	\$6,427	29
Fuzion 6666 wood frame J4/J5	HB78	66x66x1.375"	\$1,698	\$1,698	30
Fuzion 6666 wood frame (no controls)	HB79	66x66x1.375"	\$1,698	\$1,698	30
Fuzion 7236 Bath	FUZ7236 BUX	71x35x24"	\$2,200	\$2,250	22
Fuzion 7236 Pure Air Chroma LH	FUZ7236 ALR	71x35x24"	\$4,544	\$4,594	22
Fuzion 7236 Pure Air Chroma RH	FUZ7236 ARL	71x35x24"	\$4,544	\$4,594	22
Fuzion 7236 Salon Chroma RH	FUZ7236 CRL	71x35x24"	\$5,520	\$5,570	23
Fuzion 7236 Whirlpool Chroma LH	FUZ7236 WLR	71x35x24"	\$4,745	\$4,795	22
Fuzion 7236 Whirlpool Chroma RH	FUZ7236 WRL	71x35x24"	\$4,745	\$4,795	23
Fuzion 7236 wood frame (no controls)	HB73	71x35x1.25"	\$1,568	\$1,568	23
Fuzion 7236 Wood Frame J4/J5 LH	HB72	71x35x1.25"	\$1,568	\$1,568	23
Fuzion 7236 Wood Frame J4/J5 RH	HB77	71x35x1.25"	\$1,568	\$1,568	23
Fuzion 7242 Bath	FUZ7242 BCX	72x42x24"	\$2,300	\$2,350	24
Fuzion 7242 Pure Air Chroma RH	FUZ7242 ACR	72x42x24"	\$4,644	\$4,694	24
Fuzion 7242 Salon Chroma RH	FUZ7242 CCR	72x42x24"	\$7,349	\$7,399	25
Fuzion 7242 Whirlpool Chroma RH	FUZ7242 WCR	72x42x24"	\$6,349	\$6,399	24

DESCRIPTION	PRODUCT CODE (begins with)	EXTERIOR DIMENSIONS (LxWxH)	LIST PRICE White	LIST PRICE Color	PAGE #
Fuzion 7242 wood frame J4/J5	GU05	72x42x1.375"	\$1,633	\$1,633	25
Fuzion 7242 wood frame (no controls)	GP95	72x42x1.375"	\$1,633	\$1,633	25
Fuzion 7260 Bath	FUZ7260 BCX	72x60x24"	\$2,700	\$2,750	26
Fuzion 7260 Dual WP Chroma	FUZ7260 WCD	72x60x24"	\$7,477	\$7,527	27
Fuzion 7260 Pure Air Chroma RH	FUZ7260 ACR	72x60x24"	\$5,044	\$5,094	26
Fuzion 7260 Salon Chroma RH	FUZ7260 CCR	72x60x24"	\$7,523	\$7,573	27
Fuzion 7260 Whirlpool Chroma LH	FUZ7260 WCL	72x60x24"	\$6,477	\$6,527	26
Fuzion 7260 Whirlpool Chroma RH	FUZ7260 WCR	72x60x24"	\$6,477	\$6,527	26
Fuzion 7260 wood frame 2x J4/J5	HB76	72x60x1.375"	\$1,698	\$1,698	27
Fuzion 7260 wood frame J4/J5	HB74	72x60x1.375"	\$1,698	\$1,698	27
Fuzion 7260 wood frame (no controls)	HB75	72x60x1.375"	\$1,698	\$1,698	27
Fuzion pillow 5.2x20"	DD50	5.2x20"	\$103	\$103	103
Fuzion Round Showerhead 12"	SH00	12" diameter	\$550	\$770	93
Fuzion Round Showerhead 8"	SH02	8" diameter	\$350	\$490	93
Fuzion Square Showerhead 12"	SH01	12" diameter	\$550	\$770	93
Fuzion Square Showerhead 8"	SH03	8" diameter	\$350	\$490	93
Gallery & Riva Freestanding Legs	GN77		\$2,100	\$2,100	104
Gallery & Riva Freestanding Ring	GN75		\$1,650	\$1,650	104
Gallery 6243 Bath	GAL6243 BUX	62x43x19"	\$809	\$859	64
Gallery 6243 Pure Air LH	GAL6243 ALR	62x43x19"	\$1,973	\$2,023	64
Gallery 6243 Whirlpool Plus LH	GAL6243 WLR	62x43x19"	\$2,624	\$2,674	64
Gallery 6243 Whirlpool Plus RH	GAL6243 WRL	62x43x19"	\$2,624	\$2,674	64
Gallery 6243 Whirlpool LH	GAL6243 WLR	62x43x19"	\$2,074	\$2,124	64
Gallery 6243 Whirlpool RH	GAL6243 WRL	62x43x19"	\$2,074	\$2,124	64
Gallery 7242 Bath	GAL7242 BUX	72x42x20.5"	\$954	\$1,004	64
Gallery 7242 Pure Air LH	GAL7242 ALR	72x42x20.5"	\$2,323	\$2,373	64
Gallery 7242 Whirlpool Plus LH	GAL7242 WLR	72x42x20.5"	\$2,995	\$3,045	64
Gallery 7242 Whirlpool Plus RH	GAL7242 WRL	72x42x20.5"	\$2,995	\$3,045	64
Gallery 7242 Whirlpool LH	GAL7242 WLR	72x42x20.5"	\$2,445	\$2,495	64
Gallery 7242 Whirlpool RH	GAL7242 WRL	72x42x20.5"	\$2,445	\$2,495	64

DESCRIPTION	PRODUCT CODE (begins with)	EXTERIOR DIMENSIONS (LxWxH)	LIST PRICE White	LIST PRICE Color	PAGE #
Gallery Freestanding 7242 Bath	GLF7242 BUX	72x42x20.5"	\$3,899	\$3,949	52
Gallery Freestanding 7242 Pure Air LH	GLF7242 ALR	72x42x20.5"	\$5,499	\$5,549	52
Hand rails (2) Sabella	D461		\$408	\$458	103
Handrails (2) Venicia	G864		\$219	\$269	103
Heated Floor Mat 10-ft	EK88000	120x30"	\$520	n/a	102
Heated Floor Mat 4-ft	EK85000	48x30"	\$298	n/a	102
Heated Floor Mat 6-ft	EK86000	72x30"	\$355	n/a	102
Heated Floor Mat 8-ft	EK87000	96x30"	\$460	n/a	102
Heated Floor Mat thermostat	EK90000	2.25x4.25x1.94"	\$298	n/a	102
Jet Rings 2 AccuPro	GU45		\$40	\$50	106
Jet Rings 2 AccuPro	P556		\$159	\$209	106
Jet Rings 2 TheraPro	P413		\$80	\$130	106
Jet Rings 4 TheraPro	D095		\$159	\$209	106
Jet Rings 4 TheraPro	GU44		\$60	\$70	106
Luna 7242 Bath	LUN7242 BCX	72x42x23"	\$976	\$1,026	66
Luna 7242 Pure Air RH	LUN7242 ACR	72x42x23"	\$2,256	\$2,306	66
Luna 7242 Whirlpool Plus LH	LUN7242 WCL	72x42x23"	\$2,602	\$2,652	66
Luna 7242 Whirlpool Plus RH	LUN7242 WCR	72x42x23"	\$2,602	\$2,652	66
Luna 7242 Whirlpool LH	LUN7242 WCL	72x42x23"	\$2,052	\$2,102	66
Luna 7242 Whirlpool RH	LUN7242 WCR	72x42x23"	\$2,052	\$2,102	66
Luxura 6032 Bath LH	LUX6032 BLX	60x32x20.25"	\$860	\$910	68
Luxura 6032 Bath RH	LUX6032 BRX	60x32x20.25"	\$860	\$910	68
Luxura 6032 Whirlpool LH	LUX6032 WLR	60x32x20.25"	\$2,090	\$2,140	68
Luxura 6032 Whirlpool RH	LUX6032 WRL	60x32x20.25"	\$2,090	\$2,140	68
Luxura 6634 Bath	LUX6634 BUX	66x34x20"	\$903	\$953	68
Luxura 6634 Whirlpool LH	LUX6634 WLR	66x34x20"	\$2,117	\$2,167	68
Luxura 6634 Whirlpool RH	LUX6634 WRL	66x34x20"	\$2,117	\$2,167	68
Luxura Skirted 6030 Bath LH	LXS6030 BLX	60x30x20.25"	\$912	\$962	69
Luxura Skirted 6030 Bath RH	LXS6030 BRX	60x30x20.25"	\$912	\$962	69
Luxura Skirted 6030 Whirlpool LH	LXS6030 WLR	60x30x20.25"	\$2,052	\$2,102	69

DESCRIPTION	PRODUCT CODE (begins with)	EXTERIOR DIMENSIONS (LxWxH)	LIST PRICE White	LIST PRICE Color	PAGE #
Luxura Skirted 6030 Whirlpool RH	LXS6030 WRL	60x30x20.25"	\$2,052	\$2,102	69
Luxura Skirted 6032 Bath LH	LXS6032 BLX	60x32x20.25"	\$912	\$962	69
Luxura Skirted 6032 Bath RH	LXS6032 BRX	60x32x20.25"	\$912	\$962	69
Luxura Skirted 6032 Pure Air LH	LXS6032 ALR	60x32x20.25"	\$2,050	\$2,100	69
Luxura Skirted 6032 Pure Air RH	LXS6032 ARL	60x32x20.25"	\$2,050	\$2,100	69
Luxura Skirted 6032 Whirlpool Plus LH	LXS6032 WLR	60x32x20.25"	\$2,701	\$2,751	69
Luxura Skirted 6032 Whirlpool Plus RH	LXS6032 WRL	60x32x20.25"	\$2,701	\$2,751	69
Luxura Skirted 6032 Whirlpool LH	LXS6032 WLR	60x32x20.25"	\$1,989	\$2,039	69
Luxura Skirted 6032 Whirlpool RH	LXS6032 WRL	60x32x20.25"	\$1,989	\$2,039	69
Majora Skirted 7242 Bath LH	MJS7242 BLX	72x42x19.75"	\$1,483	\$1,533	71
Majora Skirted 7242 Bath RH	MJS7242 BRX	72x42x19.75"	\$1,483	\$1,533	71
Majora Skirted 7242 Whirlpool LH	MJS7242 WLR	72x42x19.75"	\$2,989	\$3,039	71
Majora Skirted 7242 Whirlpool RH	MJS7242 WRL	72x42x19.75"	\$2,989	\$3,039	71
Mio 6636 Bath	MIO6636 BCX	66x36x25"	\$1,600	\$1,650	31
Mio 6636 Pure Air Chroma RH	MIO6636 ACR	66x36x25"	\$3,150	\$3,200	31
Mio 6636 Salon Chroma RH	MIO6636 CCR	66x36x25"	\$5,425	\$5,475	31
Mio 6636 Whirlpool Chroma RH	MIO6636 WCR	66x36x25"	\$4,300	\$4,350	31
Mio 7242 Bath	MIO7242 BCX	72x42x25"	\$1,800	\$1,850	32
Mio 7242 Pure Air Chroma RH	MIO7242 ACR	72x42x25"	\$3,350	\$3,400	32
Mio 7242 Salon Chroma RH	MIO7242 CCR	72x42x25"	\$5,625	\$5,675	32
Mio 7242 Whirlpool Chroma RH	MIO7242 WCR	72x42x25"	\$4,500	\$4,550	32
Mito 6042 Bath	MIT6042 BCX	60x42x21"	\$787	\$837	72
Mito 6042 Pure Air RH	MIT6042 ACR	60x42x21"	\$1,934	\$1,984	72
Mito 6042 Whirlpool Plus LH	MIT6042 WCL	60x42x21"	\$2,602	\$2,652	72
Mito 6042 Whirlpool Plus RH	MIT6042 WCR	60x42x21"	\$2,602	\$2,652	72
Mito 6042 Whirlpool LH	MIT6042 WCL	60x42x21"	\$2,052	\$2,102	72
Mito 6042 Whirlpool RH	MIT6042 WCR	60x42x21"	\$2,052	\$2,102	72
Mito 7242 Bath	MIT7242 BCX	72x42x21.5"	\$934	\$984	72
Mito 7242 Pure Air RH	MIT7242 ACR	72x42x21.5"	\$2,284	\$2,334	72
Mito 7242 Whirlpool Plus LH	MIT7242 WCL	72x42x21.5"	\$2,954	\$3,004	72

DESCRIPTION	PRODUCT CODE (begins with)	EXTERIOR DIMENSIONS (LxWxH)	LIST PRICE White	LIST PRICE Color	PAGE #
Mito 7242 Whirlpool Plus RH	MIT7242 WCR	72x42x21.5"	\$2,954	\$3,004	72
Mito 7242 Whirlpool LH	MIT7242 WCL	72x42x21.5"	\$2,404	\$2,454	72
Mito 7242 Whirlpool RH	MIT7242 WCR	72x42x21.5"	\$2,404	\$2,454	72
Morphosis 7537 Bath	MOR7537 BCX	74.8x37.4x23.2"	\$6,999	n/a	53
Nova 6036 Bath	NOV6036 BUX	60x36x19.25"	\$829	\$879	74
Nova 6036 Whirlpool LH	NOV6036 WLR	60x36x19.25"	\$2,022	\$2,072	74
Nova 6036 Whirlpool RH	NOV6036 WRL	60x36x19.25"	\$2,022	\$2,072	74
Nova 6042 Bath	NOV6042 BUX	60x42x18.5"	\$726	\$776	74
Nova 6042 Pure Air LH	NOV6042 ALR	60x42x18.5"	\$1,873	\$1,923	74
Nova 6042 Whirlpool Plus LH	NOV6042 WLR	60x42x18.5"	\$2,517	\$2,567	74
Nova 6042 Whirlpool Plus RH	NOV6042 WRL	60x42x18.5"	\$2,517	\$2,567	74
Nova 6042 Whirlpool LH	NOV6042 WLB	60x42x18.5"	\$2,142	\$2,192	74
Nova 6042 Whirlpool LH	NOV6042 WLR	60x42x18.5"	\$1,967	\$2,017	74
Nova 6042 Whirlpool RH	NOV6042 WRG	60x42x18.5"	\$2,142	\$2,192	74
Nova 6042 Whirlpool RH	NOV6042 WRL	60x42x18.5"	\$1,967	\$2,017	74
Nova 7242 Bath	NOV7242 BUX	72x42x20.5"	\$912	\$962	75
Nova 7242 Pure Air LH	NOV7242 ALR	72x42x20.5"	\$2,223	\$2,273	75
Nova 7242 Whirlpool Plus LH	NOV7242 WLR	72x42x20.5"	\$2,890	\$2,940	75
Nova 7242 Whirlpool Plus RH	NOV7242 WRL	72x42x20.5"	\$2,890	\$2,940	75
Nova 7242 Whirlpool LH	NOV7242 WLB	72x42x20.5"	\$2,515	\$2,565	75
Nova 7242 Whirlpool LH	NOV7242 WLR	72x42x20.5"	\$2,340	\$2,390	75
Nova 7242 Whirlpool RH	NOV7242 WRL	72x42x20.5"	\$2,340	\$2,390	75
Nova Skirted 6036 Bath LH	NVS6036 BLX	60x36x19.25"	\$912	\$962	75
Nova Skirted 6036 Bath RH	NVS6036 BRX	60x36x19.25"	\$912	\$962	75
Nova Skirted 6036 Whirlpool LH	NVS6036 WLR	60x36x19.25"	\$2,233	\$2,283	75
Nova Skirted 6036 Whirlpool RH	NVS6036 WRL	60x36x19.25"	\$2,233	\$2,283	75
Nova Skirted 6042 Bath LH	NVS6042 BLX	60x42x18.5"	\$809	\$859	76
Nova Skirted 6042 Bath RH	NVS6042 BRX	60x42x18.5"	\$809	\$859	76
Nova Skirted 6042 Whirlpool LH	NVS6042 WLR	60x42x18.5"	\$2,170	\$2,220	76
Nova Skirted 6042 Whirlpool RH	NVS6042 WRL	60x42x18.5"	\$2,170	\$2,220	76

DESCRIPTION	PRODUCT CODE (begins with)	EXTERIOR DIMENSIONS (LxWxH)	LIST PRICE White	LIST PRICE Color	PAGE #
Nova Skirted 7236 Bath LH	NVS7236 BLX	72x36x19"	\$985	\$1,035	76
Nova Skirted 7236 Bath RH	NVS7236 BRX	72x36x19"	\$985	\$1,035	76
Nova Skirted 7236 Whirlpool LH	NVS7236 WLR	72x36x19"	\$2,404	\$2,454	76
Nova Skirted 7236 Whirlpool RH	NVS7236 WRL	72x36x19"	\$2,404	\$2,454	76
Pillow 4" x 9" small curved neck	H682	4x9"	\$65	\$65	103
Pillow 5" x 15" Straight	C262	5x15"	\$65	\$65	103
Pillow 5.2x20" Fuzion	DD50	5.2x20"	\$103	\$103	103
Pillow 6" x 15"	C263	6x15"	\$65	\$65	103
Pillow 7.5" x 21" Straight	EK91	7.5x21"	\$103	\$103	103
RapidHeat™ in-line heater	S750000		\$349	n/a	103
Real 7242 Bath	REA7242 BCX	72x42x26"	\$1,488	\$1,538	33
Real 7242 Pure Air Chroma RH	REA7242 ACR	72x42x26"	\$2,805	\$2,855	33
Real 7242 Salon Chroma RH	REA7242 CCR	72x42x26"	\$4,651	\$4,701	33
Real 7242 Whirlpool Chroma RH	REA7242 WCR	72x42x26"	\$3,721	\$3,771	33
Ristorre Metallo®	EC33000	12.25x2.38x55.5"	\$1,176	n/a	92
Ristorre Onda®	EC30000	12x3.13x51"	\$1,068	n/a	92
Ristorre Ovale®	EC31000	10.25x3x43"	\$1,068	n/a	92
Riva & Gallery Freestanding Legs	GN77		\$2,100	\$2,100	104
Riva & Gallery Freestanding Ring	GN75		\$1,650	\$1,650	104
Riva 6243 Bath	RIV6243 BUX	62x43x19"	\$757	\$807	78
Riva 6243 Pure Air LH	RIV6243 ALR	62x43x19"	\$1,883	\$1,933	78
Riva 6243 Whirlpool Plus LH	RIV6243 WLR	62x43x19"	\$2,486	\$2,536	78
Riva 6243 Whirlpool Plus RH	RIV6243 WRL	62x43x19"	\$2,486	\$2,536	78
Riva 6243 Whirlpool LH	RIV6243 WLF	62x43x19"	\$2,111	\$2,161	78
Riva 6243 Whirlpool LH	RIV6243 WLR	62x43x19"	\$1,936	\$1,986	78
Riva 6243 Whirlpool RH	RIV6243 WRL	62x43x19"	\$1,936	\$1,986	78
Riva 6638 Bath	RIV6638 BUX	66.25x38.25x19.5"	\$936	\$986	78
Riva 6638 Pure Air LH	RIV6638 ALR	66.25x38.25x19.5"	\$2,158	\$2,208	78
Riva 6638 Whirlpool Plus LH	RIV6638 WLR	66.25x38.25x19.5"	\$2,849	\$2,899	78
Riva 6638 Whirlpool Plus RH	RIV6638 WRL	66.25x38.25x19.5"	\$2,849	\$2,899	78

DESCRIPTION	PRODUCT CODE (begins with)	EXTERIOR DIMENSIONS (LxWxH)	LIST PRICE White	LIST PRICE Color	PAGE #
Riva 6638 Whirlpool LH	RIV6638 WLR	66.25x38.25x19.5"	\$2,299	\$2,349	78
Riva 6638 Whirlpool RH	RIV6638 WRL	66.25x38.25x19.5"	\$2,299	\$2,349	78
Riva 7242 Bath	RIV7242 BUX	72x42x20.5"	\$943	\$993	79
Riva 7242 Pure Air LH	RIV7242 ALR	72x42x20.5"	\$2,233	\$2,283	79
Riva 7242 Whirlpool Plus LH	RIV7242 WLR	72x42x20.5"	\$2,900	\$2,950	79
Riva 7242 Whirlpool Plus RH	RIV7242 WRL	72x42x20.5"	\$2,900	\$2,950	79
Riva 7242 Whirlpool LH	RIV7242 WLR	72x42x20.5"	\$2,350	\$2,400	79
Riva 7242 Whirlpool RH	RIV7242 WRL	72x42x20.5"	\$2,350	\$2,400	79
Riva Freestanding 7242 Bath	RVF7242 BUX	72x42x20.5"	\$3,899	\$3,949	54
Riva Freestanding 7242 Pure Air LH	RVF7242 AUX	72x42x20.5"	\$5,499	\$5,549	54
Rotary/Cable drain, 26" cable	DA34		\$226	\$276	107
Sabella 7247 Salon Chroma RH	DT40	72x47x26.5"	\$6,741	\$6,791	89
Sabella 7247 Whirlpool Chroma RH	EH90	72x47x23.75"	\$5,966	\$6,016	89
Sabella Hand rails (2)	D461		\$408	\$458	103
Salerno 6636 Bath	SAL6636 BCX	66x36x25"	\$2,000	\$2,050	34
Salerno 6636 Pure Air Chroma RH	SAL6636 ACR	66x36x25"	\$3,850	\$3,900	34
Salerno 6636 Salon Chroma RH	SAL6636 CCR	66x36x25"	\$6,675	\$6,725	34
Salerno 6636 Whirlpool Chroma RH	SAL6636 WCR	66x36x25"	\$5,300	\$5,350	34
Salerno 7242 Bath	SAL7242 BCX	72x42x25"	\$2,200	\$2,250	35
Salerno 7242 Pure Air Chroma RH	SAL7242 ACR	72x42x25"	\$4,050	\$4,100	35
Salerno 7242 Salon Chroma RH	SAL7242 CCR	72x42x25"	\$6,875	\$6,925	35
Salerno 7242 Whirlpool Chroma RH	SAL7242 WCR	72x42x25"	\$5,500	\$5,550	35
Sedona Steam Shower System LH	T870	60x32x18.63"	\$3,700	\$3,750	98
Sedona Steam Shower System RH	T865	60x32x18.63"	\$3,700	\$3,750	98
Shower Arm Flange, Round	SH14		\$20	\$35	94
Shower Arm Flange, Square	SH13		\$20	\$35	94
Shower Arm, Ceiling Mount 12"	SH09	12"	\$100	\$140	94
Shower Arm, Ceiling Mount 6"	SH08	6"	\$75	\$105	94
Shower Arm, High Arch	SH10		\$110	\$154	94
Shower Arm, Long Wall Mount 14"	SH12	14"	\$100	\$140	94

DESCRIPTION	PRODUCT CODE (begins with)	EXTERIOR DIMENSIONS (LxWxH)	LIST PRICE White	LIST PRICE Color	PAGE #
Shower Arm, Regular 8"	SH11	8"	\$60	\$84	94
Sia 6636 Bath	SIA6636 BCX	66x36x24"	\$1,480	\$1,530	36
Sia 6636 Pure Air Chroma RH	SIA6636 ACR	66x36x24"	\$2,940	\$2,990	36
Sia 6636 Salon Chroma RH	SIA6636 CCR	66x36x24"	\$5,050	\$5,100	36
Sia 6636 Whirlpool Chroma RH	SIA6636 WCR	66x36x24"	\$4,000	\$4,050	36
Sia 7242 Bath	SIA7242 BCX	72x42x24"	\$1,680	\$1,730	37
Sia 7242 Pure Air Chroma RH	SIA7242 ACR	72x42x24"	\$3,140	\$3,190	37
Sia 7242 Salon Chroma RH	SIA7242 CCR	72x42x24"	\$5,250	\$5,300	37
Sia 7242 Whirlpool Chroma RH	SIA7242 WCR	72x42x24"	\$4,200	\$4,250	37
Sigma 6042 Bath	SIG6042 BCX	60x42x22"	\$757	\$807	80
Sigma 6042 Pure Air RH	SIG6042 ACR	60x42x22"	\$1,954	\$2,004	80
Sigma 6042 Whirlpool Plus LH	SIG6042 WCL	60x42x22"	\$2,592	\$2,642	80
Sigma 6042 Whirlpool Plus RH	SIG6042 WCR	60x42x22"	\$2,592	\$2,642	80
Sigma 6042 Whirlpool LF	SIG6042 WCG	60x42x22"	\$2,217	\$2,267	80
Sigma 6042 Whirlpool LH	SIG6042 WCL	60x42x22"	\$2,042	\$2,092	80
Sigma 6042 Whirlpool RF	SIG6042 WCF	60x42x22"	\$2,217	\$2,267	80
Sigma 6042 Whirlpool RH	SIG6042 WCR	60x42x22"	\$2,042	\$2,092	80
Sigma 7242 Bath	SIG7242 BCX	72x42x22"	\$934	\$984	81
Sigma 7242 Pure Air RH	SIG7242 ACR	72x42x22"	\$2,304	\$2,354	81
Sigma 7242 Whirlpool Plus LH	SIG7242 WCL	72x42x22"	\$2,975	\$3,025	81
Sigma 7242 Whirlpool Plus RH	SIG7242 WCR	72x42x22"	\$2,975	\$3,025	81
Sigma 7242 Whirlpool LH	SIG7242 WCL	72x42x22"	\$2,425	\$2,475	81
Sigma 7242 Whirlpool RF	SIG7242 WCF	72x42x22"	\$2,600	\$2,650	81
Sigma 7242 Whirlpool RH	SIG7242 WCR	72x42x22"	\$2,425	\$2,475	81
Sigma Skirted 6042 Bath	SGS6042 BCX	60x42x22"	\$912	\$962	81
Sigma Skirted 6042 Whirlpool RF	SGS6042 WCF	60x42x22"	\$2,372	\$2,422	81
Skirt (optional) for Amiga and Nova 7242	F958	72x20"	\$387	\$432	105
Skirt (optional) for Capella 55	9917		\$700	\$745	105
Skirt (optional) for Luxura 6032	F954	60x20"	\$306	\$351	105
Skirt (optional) for Luxura 6634	F956	66x20"	\$345	\$390	105

DESCRIPTION	PRODUCT CODE (begins with)	EXTERIOR DIMENSIONS (LxWxH)	LIST PRICE White	LIST PRICE Color	PAGE #
Skirt (optional) for Mito & Cetra	F955	60x21"	\$351	\$351	105
Skirt (optional) for Nova 6042	F953	60x18"	\$317	\$362	105
Skirt (optional) for Signa 6042	K405	60x22"	\$351	\$351	105
Skirt (optional) for Tara	9930		\$700	\$745	105
SteamPro 120 Instant Generator	T632000		\$980	n/a	98
SteamPro 120 plumbing kit T632	H121000		\$103	n/a	98
SteamPro 30 min on/off	S061		\$220	\$250	98
SteamPro 30 min timer with temp sensor	S083		\$470	\$510	98
SteamPro auto tank drain valve	S066000		\$420	n/a	98
SteamPro digital timer with temp sensor	S063		\$834	\$884	98
SteamPro Generator, 10kw, 240V	S060000		\$1,739	n/a	98
SteamPro Generator, 5kw, 240V	S064000		\$1,294	n/a	98
SteamPro Generator, 7kw, 240V	S062000		\$1,546	n/a	98
SteamPro nozzle	E203		\$150	\$170	98
SteamPro shield	E205000		\$189	n/a	98
Systems Clean 12 boxes/5each	T628000		\$279	n/a	107
Systems Clean 5 boxes/5each	BG93000		\$129	n/a	107
Tara 6060 Bath	TAR6060 BCX	60x60x20.75"	\$1,255	\$1,305	83
Tara 6060 Pure Air RH	TAR6060 ACR	60x60x20.75"	\$2,716	\$2,766	83
Tara 6060 Whirlpool Plus LB	TAR6060 WCE	60x60x20.75"	\$3,511	\$3,561	83
Tara 6060 Whirlpool Plus LH	TAR6060 WCL	60x60x20.75"	\$3,336	\$3,386	83
Tara 6060 Whirlpool Plus RB	TAR6060 WCB	60x60x20.75"	\$3,511	\$3,561	83
Tara 6060 Whirlpool Plus RH	TAR6060 WCR	60x60x20.75"	\$3,336	\$3,386	83
Tara 6060 Whirlpool LH	TAR6060 WCL	60x60x20.75"	\$2,786	\$2,836	83
Tara 6060 Whirlpool RH	TAR6060 WCR	60x60x20.75"	\$2,786	\$2,836	83
Tara Skirted 6060 Bath	TRS6060 BCX	60x60x20.75"	\$1,866	\$1,916	83
Tara Skirted 6060 Whirlpool Plus RH	TRS6060 WCR	60x60x20.75"	\$3,911	\$3,961	83
Tara Skirted 6060 Whirlpool RH	TRS6060 WCR	60x60x20.75"	\$3,361	\$3,411	83
Tile Flange Kit	5817000		\$69	n/a	103
Towel warming drawer 24-inch	EU48000	22.75x19.5x23.06"	\$2,500	n/a	102

DESCRIPTION	PRODUCT CODE (begins with)	EXTERIOR DIMENSIONS (LxWxH)	LIST PRICE White	LIST PRICE Color	PAGE #
Towel warming drawer 42-inch	EU49000	22.75x19.5x41.06"	\$3,132	n/a	102
Trip-lever drain kit	X559		\$186	\$236	107
Tru-Level Showerbase	S344	36x36x6"	\$538	\$558	95
Tru-Level Showerbase	S348	42x42x6"	\$694	\$714	95
Tru-Level Showerbase	S356	48x34x6"	\$746	\$766	95
Tru-Level Showerbase	S364	48x48x6"	\$735	\$755	95
Tru-Level Showerbase	S368	60x36x6"	\$890	\$910	95
Tru-Level Showerbase	T228	60x34x6"	\$859	\$879	95
Tru-Level Showerbase	T232	42x34x6"	\$653	\$673	95
Tru-Level Showerbase	T354	36x42x6"	\$621	\$641	95
Tru-Level Showerbase	T362	42x36x6"	\$632	\$652	95
Tru-Level Showerbase	T366	42x48x6"	\$725	\$745	95
Tru-Level Showerbase	T370	60x42x6"	\$1,046	\$1,066	95
Tru-Level Showerbase	T374	48x32x6"	\$703	\$723	95
Tru-Level Showerbase neo-angle	S352	42x42x6"	\$653	\$673	96
Tru-Level Showerbase neo-angle	S360	48x48x6"	\$725	\$745	96
Tru-Level Showerbase neo-angle	T358	38x38x6"	\$591	\$611	96
Universal rotary/cable drain kit, 26" cable	HP55		\$186	\$236	106
Venicia 7242 Salon Chroma RH	DY60	72x42x26"	\$6,111	\$6,161	90
Venicia 7242 Whirlpool Chroma RH	EJ00	72x42x26"	\$5,336	\$5,386	90
Venicia Handrails (2)	G864		\$219	\$269	103
Wood Frame Fuzion 6666- J4/J5 Control Cutout	HB78	66x66x1.375"	\$1,698	\$1,698	30
Wood Frame Fuzion 6666- No Control Cutout	HB79	66x66x1.375"	\$1,698	\$1,698	30
Wood Frame Fuzion 7236 LH (J4 or J5 Controls)	HB72	71x35x1.25"	\$1,568	\$1,568	23
Wood Frame Fuzion 7236- No Control Cutout	HB73	71x35x1.25"	\$1,568	\$1,568	23
Wood Frame Fuzion 7236 RH (J4 or J5 Controls)	HB77	71x35x1.25"	\$1,568	\$1,568	23
Wood frame Fuzion 7242 (J4 or J5 Controls)	GU05	72x42x1.375"	\$1,633	\$1,633	25
Wood Frame Fuzion 7242 (no controls cutout)	GP95	72x42x1.375"	\$1,633	\$1,633	25
Wood Frame Fuzion 7260- J4/J5 Control Cutout Dual-Zone	HB76	72x60x1.375"	\$1,698	\$1,698	27
Wood Frame Fuzion 7260- J4/J5 Control Cutout Single-Zone	HB74	72x60x1.375"	\$1,698	\$1,698	27
Wood Frame Fuzion 7260- No Control Cutout	HB75	72x60x1.375"	\$1,698	\$1,698	27



JACUZZI LUXURY BATH

14525 MONTE VISTA AVE.

CHINO, CA 91710

TEL. (800) 288-4002

www.jacuzzi.com

SALON® SPAS • WHIRLPOOL BATHS • PURE AIR® BATHS • SHOWERS • FAUCETRY • SPECIALTY ITEMS

NOTICE: This price book is not an offer to sell any person who possesses it the goods listed herein as the prices shown. These prices supersede previous price lists and quotations and are subject to change without notice. All prices are in U.S. Dollars. Product specifications subject to change without notice.

#HF74000 04/10

©2010 JACUZZI INC. All rights reserved.