

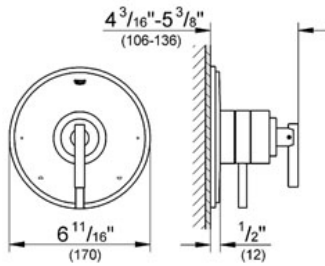
ATRIO

Dual function pressure balance trim with control module

MODEL # 19867

GROHE America, Inc | 200 North Gary Avenue, Suite G, Roselle, IL 60172
 Phone: +1 (800) 444-7643 | Fax: +1 (800) 225-2778 | us-customerservice@grohe.com

Pure Freude an Wasser

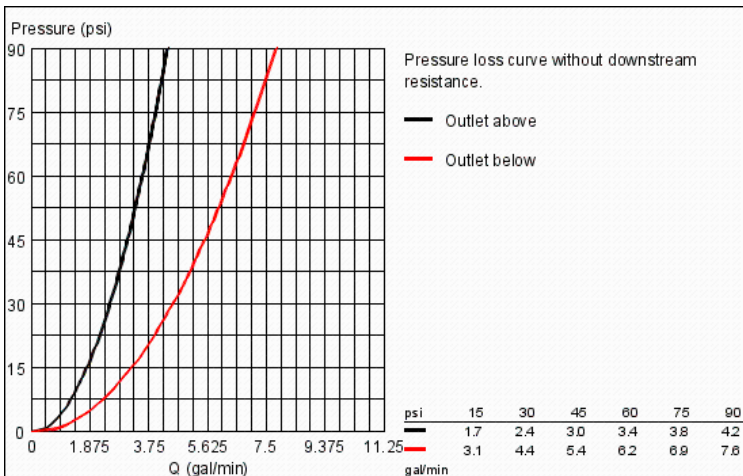


Product Description:
 Dual function pressure balance trim with control module

- Standard Specification:**
- GROHE StarLight® finish
 - For shower/tubs with non-diverter tub spout or for 2 shower outlet applications
 - Integrated volume control
 - 2-way diverter function
 - 1 axis operation
 - For use with GrohFlex™ universal rough-in box 35 026 000 sold separately
 - 5.3 gpm at 45 psi (bottom outlet)
 - 2.9 gpm at 45 psi (top outlet)
 - ABS trim plate

- Applicable Codes & Standards:**
- Energy Policy Act of 1992
 - ASME A112.18.1/CSA B125.1
 - ICC/ANSI A117.1

- Color:**
- 19867 EN0 Brushed Nickel
 - 19867 000 chrome

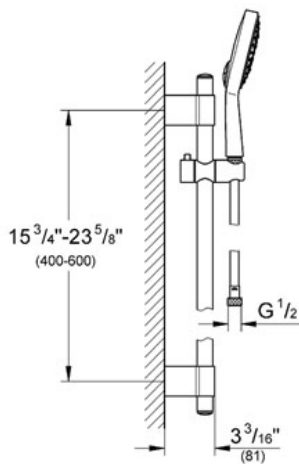


POWER&SOUL® COSMOPOLITAN
130
Shower Set
MODEL # 27732

Pure Freude an Wasser



GROHE America, Inc | 200 North Gary Avenue, Suite G, Roselle, IL 60172
Phone: +1 (800) 444-7643 | Fax: +1 (800) 225-2778 | us-customerservice@grohe.com



Product Description:
Shower Set

Standard Specification:

- GROHE StarLight® finish
- GROHE DreamSpray® perfect spray pattern
- GROHE EcoJoy® 2.4 g flow limiter
- GROHE QuickFix™ Plus installation system
- SpeedClean anti-lime system
- Suitable for instantaneous heater
- Cosmopolitan Power&Soul 130 Hand shower (27 664 000)
- 24" shower bar (27 784 000)
- With wall holders
- 69" Silverflex shower hose (28 388 000)
- Twistfree to prevent hose from twisting
- Min. recommended pressure 15 psi
- Inner WaterGuide for a longer life
- Max Flow Rate 2.5 gpm (9.5 L/min)

Applicable Codes & Standards:

- Energy Policy Act of 1992
- ASME A112.18.1/CSA B125.1

Color:

- 27732 000 chrome

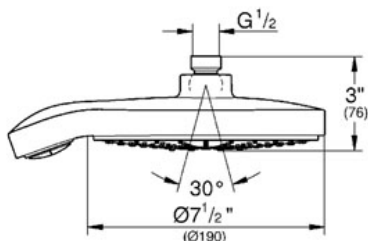
POWER&SOUL® COSMOPOLITAN 190

MODEL # 27765

Pure Freude an Wasser



GROHE America, Inc | 200 North Gary Avenue, Suite G, Roselle, IL 60172
Phone: +1 (800) 444-7643 | Fax: +1 (800) 225-2778 | us-customerservice@grohe.com



Product Description:

Standard Specification:

- GROHE StarLight® finish
- GROHE DreamSpray® perfect spray pattern
- GROHE One-click showering spray selection via push button
- GROHE EcoJoy® 2.4 g flow limiter
- SpeedClean anti-lime system
- Suitable for instantaneous heater
- GROHE Rain O2, Rain Bokoma Spray®, Jet
- Min. recommended pressure 15 psi
- Inner WaterGuide for a longer life

Applicable Codes & Standards:

- Energy Policy Act of 1992
- ASME A112.18.1/CSA B125.1

Color:

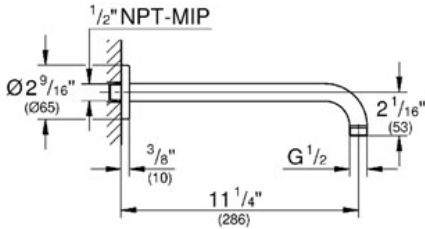
- 27765 000 chrome
- 27765 EN0 Brushed Nickel

RAINSHOWER®
Shower Arm 11 1/4" NPT
MODEL # 28577

Pure Freude an Wasser



GROHE America, Inc | 200 North Gary Avenue, Suite G, Roselle, IL 60172
Phone: +1 (800) 444-7643 | Fax: +1 (800) 225-2778 | us-customerservice@grohe.com



Product Description:
Shower Arm 11 1/4" NPT

Standard Specification:

- GROHE StarLight® finish
- Can be used with all Rainshower shower heads except Rainshower Jumbo
- 1/2" NPT Male Threads

Applicable Codes & Standards:

- Energy Policy Act of 1992
- ASME A112.18.1/CSA B125.1

Color:

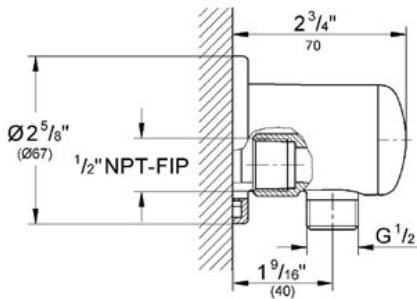
- 28577 000 chrome
- 28577 BE0 Sterling inf
- 28577 EN0 Brushed Nickel
- 28577 ZB0 Oil Rubbed Bronze

RELEXA
Shower outlet elbow, 1/2"
MODEL # 28672

Pure Freude an Wasser



GROHE America, Inc | 200 North Gary Avenue, Suite G, Roselle, IL 60172
Phone: +1 (800) 444-7643 | Fax: +1 (800) 225-2778 | us-customerservice@grohe.com



Product Description:
Shower outlet elbow, 1/2"

Standard Specification:

- GROHE StarLight® finish
- 1/2" NPT Female Threads

Applicable Codes & Standards:

- Energy Policy Act of 1992
- ASME A112.18.1/CSA B125.1

Color:

- 28672 000 chrome