







**GOLDEN LIGHTING
SPECIFICATION SHEET
FOR FIXTURE**

CUSTOMER CODE: GOLDEN

DRAFT
 PROTOTYPE
 FINAL SAMPLE

<p>DATE: <u>2008/12/5</u></p> <p>REV DATE: _____</p> <p>DESIGN # <u>A400209HC</u></p> <p>ITEM # <u>4002-9 RSB</u></p> <p>DESC. <u>9Lts Chandelier</u></p> <p>FIX. SIZE: <u>34"</u> WIDTH _____ DIA. _____ EXT. <u>35-1/4"</u> HEIGHT</p>	<table style="width:100%;"> <tr> <td style="width:50%; text-align: center;">DRAWING / PHOTOS</td> <td style="width:50%; text-align: center;">SHADE TOP VIEW</td> </tr> <tr> <td style="text-align: center;"></td> <td style="text-align: center;"></td> </tr> </table>	DRAWING / PHOTOS	SHADE TOP VIEW		
DRAWING / PHOTOS	SHADE TOP VIEW				
					
MATERIAL: <u>METAL, GLASS, POLY</u>	FINISH : <u>RSB</u>				
SHADE CODE: _____ MATERIAL: _____ SHADE SIZE: _____	SHADE SIZE: _____				
SHAPE: _____ PANEL: _____ PIPING: _____ FINISH: _____	FINISH: _____				
GLASS CODE: <u>GP0787</u> GLASS SIZE: <u>5-3/4"</u> W _____ L _____ FINISH: <u>9887</u>	FINISH: _____				
_____ H _____ D _____	FINISH: _____				
HOW TO INSTALLATION SHADE TO FIXTURE <input type="checkbox"/> CLIP <input type="checkbox"/> UNO <input checked="" type="checkbox"/> OTHERS	FINISH: _____				
ELEC. WIRE LENGTH: <u>10'</u>	CHAIN LENGTH: <u>6'</u> MATERIAL: <u>METAL</u>				
GAGE: <u>SPT-1 18# 105°C</u> COLOR: <u>BROWN</u>	THICKNESS: <u>Ø5.0</u> FINISH: <u>RSB</u>				
<p>PRIMARY LAMPS:</p> <p>BULBS TYPE: <u>TYPE A</u> SOCKET TYPE: <u>E27</u> QTY: <u>9</u> WATT: <u>60W</u></p> <p>SUPPLIED: <input type="checkbox"/> YES <input checked="" type="checkbox"/> NO QTY: _____ WATT: _____</p> <p>SECONDARY LAMPS:</p> <p>BULBS TYPE: _____ SOCKET TYPE: _____ QTY: _____ WATT: _____</p> <p>SUPPLIED: <input type="checkbox"/> YES <input type="checkbox"/> NO QTY: _____ WATT: _____</p> <p style="text-align: right;">TOTAL WATTAGE: <u>540W</u></p>					
<p>SOCKET: <input checked="" type="checkbox"/> PORCELAIN <input type="checkbox"/> PHENOLIC <input type="checkbox"/> SCREW SHELL <input type="checkbox"/> OTHERS</p> <p><input type="checkbox"/> W / METAL SLEEVE <input type="checkbox"/> W / POLY SLEEVE <input type="checkbox"/> W / PLASTIC SLEEVE FINISH: <u>WHITE</u></p>					
<p>PACKING</p> <p>_____ PCS / INNER BOX <input type="checkbox"/> COLOR BOX <input type="checkbox"/> COLOR LABEL W/WHITE BOX <input type="checkbox"/> BROWN BOX W/LINE DRAWING</p> <p>INNER BOX SIZE: _____ CARTON CUBE: _____</p> <p><u>1</u> PCS / MASTER CARTON <input type="checkbox"/> COLOR BOX <input type="checkbox"/> COLOR LABEL W/WHITE BOX <input checked="" type="checkbox"/> BROWN BOX W/LINE DRAWING</p> <p>MASTER CARTON SIZE: <u>37-3/4"</u> (L)X <u>34-5/8"</u> (W)X <u>23-3/8"</u> (H) CARTON CUBE: <u>17.75'</u></p>					
N.W. <u>12.1</u> KGS / PC	G.W. _____ KGS / INNER BOX				
	<u>19.70</u> KGS / CTN				
<p>CERTIFICATE: <input checked="" type="checkbox"/> UL <input checked="" type="checkbox"/> CUL <input type="checkbox"/> NOM <input type="checkbox"/> CE <input type="checkbox"/> OTHERS</p> <p>NUMBER: <u>UL/CUL# E212492</u></p> <p>ENVIRONMENTAL LOCATION: <input checked="" type="checkbox"/> DRY <input type="checkbox"/> DAMP <input type="checkbox"/> WET</p>					
FTY APPROVED BY: <u>Mr.Wang</u>	QC DEPT. / APPROVED BY: <u>AnnaChang</u>				
DATE: <u>2008/12/2</u>	DATE: <u>2008/12/19</u>				