

# ELKAY<sup>®</sup>

## SPECIFICATIONS

### Two Station Wall Mount Water Coolers (Reversed) Barrier-Free Access (Adult & Child) NSF/ANSI 61 Compliant – Models EZTLR8C, EZSTLR8C, EZSTLRDDC and EZTLRDDC

#### GENERAL

Self-contained, wall hung electric refrigerated water cooler. Chilling capacity of 50°F drinking water, based upon 80°F inlet water and 90°F ambient.

**Model EZSTLR8C** has self-closing Easy-Touch Controls on front, left and right of each unit.

**Model EZSTLRDDC** Cabinet only. Easy-Touch Controls front and side. Refrigeration unit not included. Requires electricity to operate switches.

**Model EZTLR8C** has self-closing Easy-Touch Controls on the front of each unit.

**Model EZTLRDDC** Cabinet only. Easy-Touch Controls front and side. Refrigeration unit not included. Requires electricity to operate switches.

All models have a hooded stream projector with Easy-Touch Controls that require less than 3 pounds of force to activate. Commercial-grade solenoid based flow control. Patented\* valve with built-in flow regulator provide constant stream from 20 to 105 psi water pressure. Bubbler orifice fully protected to meet all sanitary codes.

NOTE: Minimum 40 psi supply line pressure required in special circumstances where both sides of bi-level are in use simultaneously to ensure adequate stream height. Does not apply to non-refrigerated units.

This model cooler consists of a refrigerated upper unit which requires a water supply and electrical supply. A drain outlet is required on the lower unit.

#### ADA COMPLIANT

These Water Coolers comply with the requirements of A.D.A. (Americans with Disabilities Act) when properly installed. Unit is compliant if installed in an alcove and is also compliant when mounted on an exposed wall if a wing wall is located on the right side or if LKAPREZL apron is installed under upper unit. Also meets the guidelines for children's environments providing the floor to orifice height is 30" or less on the lower unit and proper clear floor space is provided for parallel approach. (Based on Architectural and Transportation Barriers Compliance Board final ruling.) Check Local and State Codes.

#### NO LEAD DESIGN

These Water Coolers are certified to be lead-free as defined by the Safe Drinking Water Act. Elkay Water Coolers are manufactured with a waterway system utilizing copper components and completely lead-free materials. These waterways have no lead because all lead materials, such as leaded brass, have been removed. All joints are brazed using silver solder only. No lead solder is permitted. A strainer with an easily cleanable screen is provided to allow trapping and convenient removal of water-borne particulate of 140 microns and larger prior to their entry into the water cooler.

These water coolers are certified to NSF/ANSI 61.

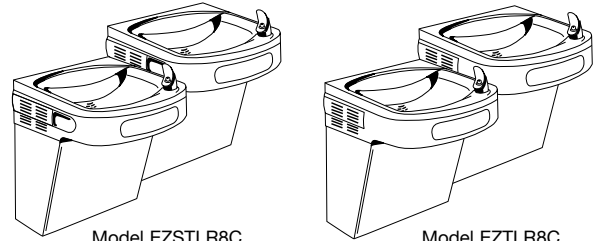
#### CAPACITIES CHART

Model Number	Base Rate	**GPH of 50°F Drinking Water			Rated Watts	Full Load Amps	Glass† Filler Option	Ship. Wt. Lbs.
		Room Temperature °F						
		70°F	80°F	90°F				
EZSTLR8C	8.0	9.7	8.8	8.0	370	4.0	Yes	89
EZTLR8C	8.0	9.7	8.8	8.0	370	4.0	Yes	89
EZSTLRDDC	–	–	–	–	–	–	Yes	66
EZTLRDDC	–	–	–	–	–	–	Yes	66

\*\*Based on 80°F inlet water temperature. †Glass filler available at extra cost. Requires factory preparation to receive glass filler. Upper unit only.

Rated watts shown are based on operational (run) time, in compliance with A.R.I. Standard 1010 conditions. Specific applications will determine the actual watts consumed per hour. Watts consumed will be based on number of people served per hour (usage), ambient temperatures, and inlet water temperature.

In keeping with our policy of continuing product improvement, Elkay reserves the right to change product specifications without notice.



Model EZSTLR8C

Model EZTLR8C

RATED FOR INDOOR APPLICATIONS ONLY

#### COOLING SYSTEM

**Motor Compressor:** Hermetically sealed, reciprocating type, 115VAC, 60Hz single phase. Sealed-in lifetime oil supply. Equipped with electric cord and three prong molded rubber plug (domestic models).

**Condenser:** Fan cooled, copper tube with aluminum fins. Fan motor is permanently lubricated.

**Cooling Unit:** Combination tube-tank type. Tube portion is continuous coil of copper tubing. Tank is stainless steel. Fully insulated with EPS foam which meets Underwriters Laboratories Inc. requirements for self-extinguishing material.

**Refrigerant Control:** Refrigerant HFC-134a is controlled by accurately calibrated capillary tube for positively trouble-free operation.

**Temperature Control:** Enclosed adjustable thermostat is factory preset. Requires no adjustment other than for altitude requirements. Easily accessible.

#### CONSTRUCTION

**Frame:** Galvanized structural steel chassis supports refrigeration system and fastens to wall. Provides increased structural integrity and rigidity to cooler.

**Stainless Steel Basin:** Type 304, one piece polished to a uniform Elkay bright luster finish. Basin has integral drain grid, embossed bubbler pad. No exposed fasteners.

**Exclusive Flexi-Guard® Safety Bubbler\*:** Innovative design utilizes an infused anti-microbial pliable polyester elastomer to prevent accidental mouth injuries. Flexes on impact, then returns to original position. Strong. Abrasion-resistant. Anti-sweat. Keyed in location to prevent rotation.

**Upper Shroud:** Contoured shock-absorbing, provides additional protection against accidental injury. No exposed fasteners.

**Lower Shroud:** One piece easy to remove and replace. Allows access to internal components from three sides.

**Cabinet:** Cabinet design allows for flush to wall mounting. No recess space is required.

**Color Selection:** Unless otherwise specified cabinet is two-tone gray upper shroud with textured gray lower shroud. Stainless Steel lower shrouds available at extra cost.

**5 YEAR LIMITED WARRANTY** on the refrigeration system of the unit. Electrical components and water system are warranted for 12 months from date of installation. Sample Certificate available on request.

Elkay Pressure-Type Water Coolers are designed to operate on 20 psi to 105 psi supply line pressure. If inlet pressure is above 105 psi, a pressure regulator must be installed in the supply line. Any damage caused by reason of connecting this product to supply line pressures lower than 20 psi or higher than 105 psi is not covered by the warranty.

#### STANDARDS



Elkay Electric Air Cooled Water Coolers are listed by Underwriters Laboratories Inc. and comply with both Canadian and U.S. requirements.

These units comply with A.R.I. Standard 1010.

\* Patent #4,481,971

This specification describes an Elkay product with design, quality and functional benefits to the user. When making a comparison of other producers' offerings, be certain these features are not overlooked.

Elkay

elkayusa.com

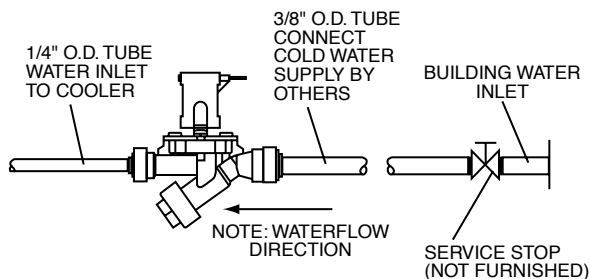
2222 Camden Court  
Oak Brook, IL 60523

Printed in U.S.A.  
©2009 Elkay

(Rev. 8/09) 12-25E

**Two Station Wall Mount Water Coolers (Reversed)  
Barrier-Free Access (Adult & Child)  
NSF/ANSI61 Compliant – Models EZTLR8C,  
EZSTLR8C, EZSTLRDDC and EZTLRDDC**

**ELKAY®**  
**ROUGH-IN DIMENSIONS**



**IMPORTANT!  
INSTALLER PLEASE NOTE:**

This water cooler has been designed and built to provide water to the user which has not been altered by materials in the cooler waterways.

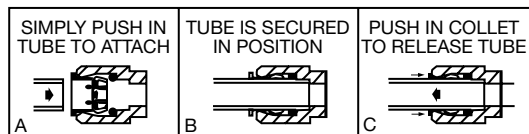
The grounding of electrical equipment such as telephone, computers, etc., to water lines is a common procedure. This grounding may be in the building but may also occur away from the building. This grounding can cause electrical feedback into a water cooler creating an electrolysis which creates a metallic taste or causes an increase in the metal content of the water. This condition is avoidable by installing the cooler using the proper materials as shown below.

**NOTICE**

This water cooler must be connected to the water supply using a dielectric coupling. The cooler is furnished with a non-metallic strainer which meets this requirement.

The drain trap which is provided by the installer should also be plastic to completely isolate the cooler from the building plumbing system.

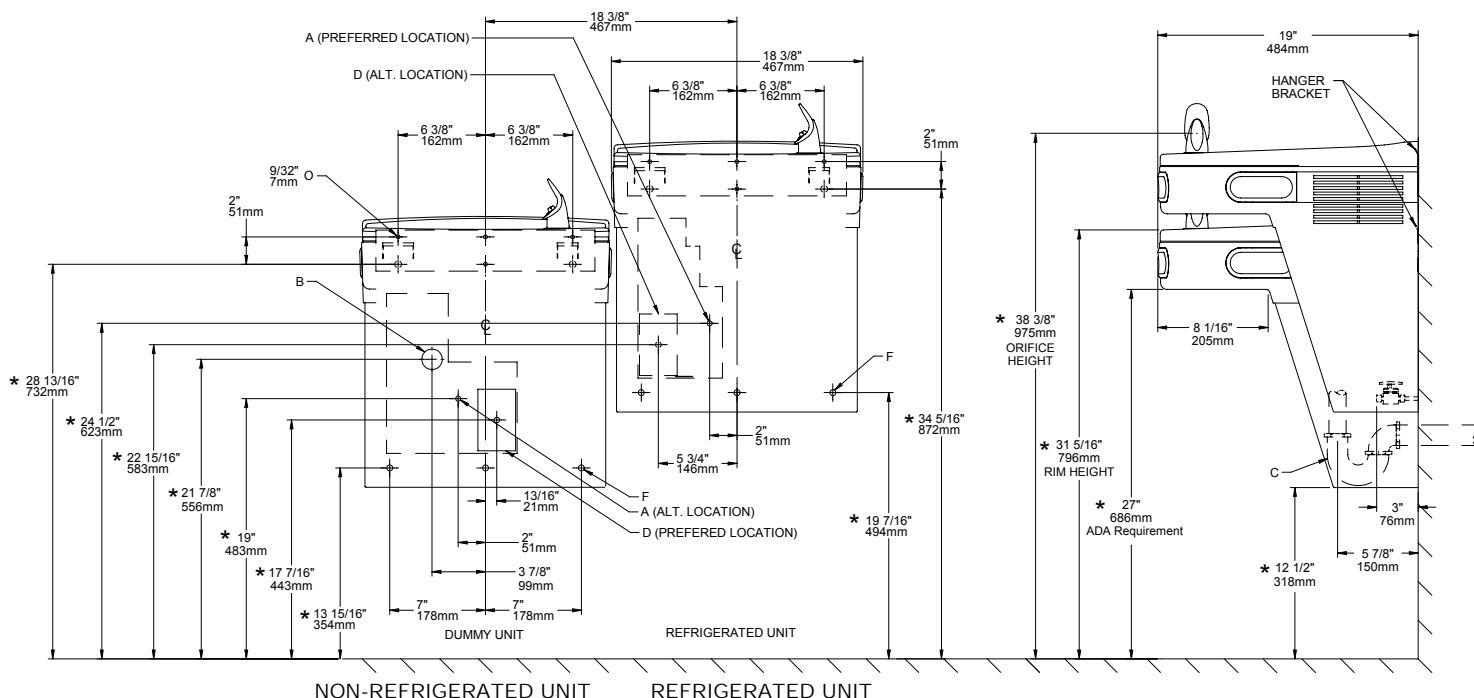
**OPERATION OF QUICK CONNECT FITTINGS**



PUSHING TUBE IN BEFORE PULLING IT OUT HELPS TO RELEASE TUBE

RATED FOR INDOOR APPLICATIONS ONLY

**FRONT VIEW**



**LEGEND**

- A = RECOMMENDED WATER SUPPLY LOCATION 3/8 O.D. UNPLATED COPPER TUBE CONNECT STUB WITH SHUT OFF (BY OTHERS) 3 IN. (76mm) MAXIMUM OUT FROM WALL
- B = RECOMMENDED LOCATION FOR WASTE OUTLET TO ACCOMODATE 1-1/2\" NOMINAL DRAIN. DRAIN STUB 2 IN. OUT FROM WALL
- C = 1-1/2 TRAP NOT FURNISHED
- D = ELECTRICAL SUPPLY (3) WIRE RECESSED BOX DUPLEX OUTLET
- F = 7/16 BOLT HOLES FOR FASTENING UNIT TO WALL

INSURE PROPER VENTILATION BY MAINTAINING 6\" (152mm) MINIMUM CLEARANCE FROM CABINET LOUVERS TO WALL.