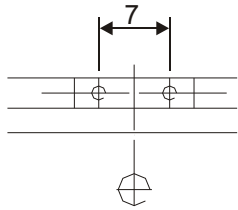
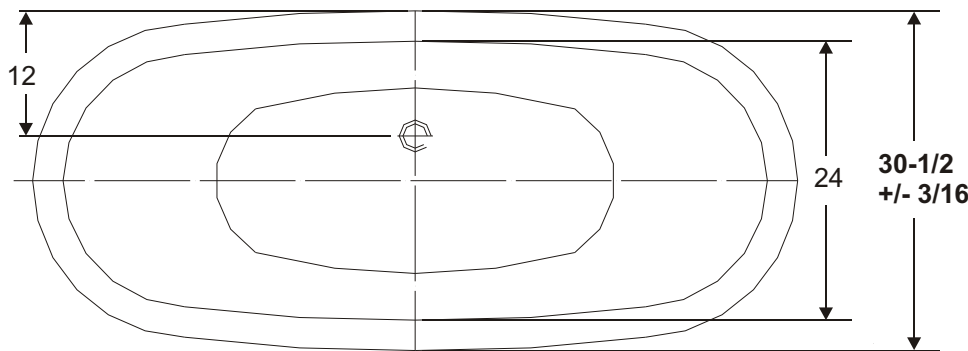




Elizabethan Classics

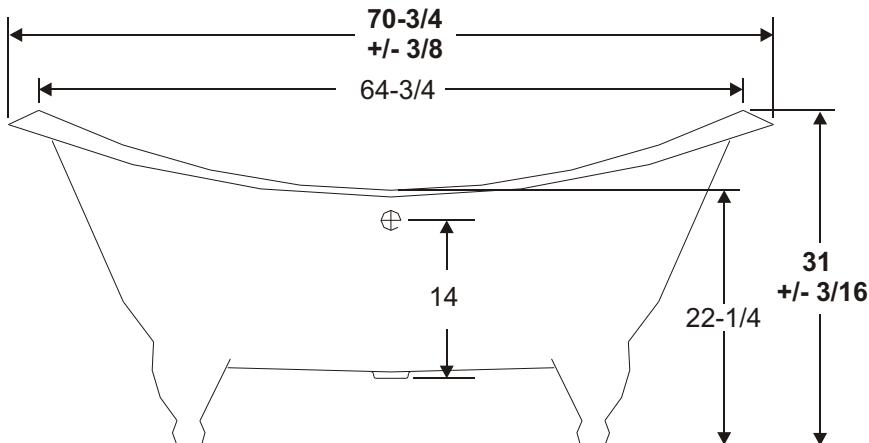
Specification for ECDBLSLRM

Top View



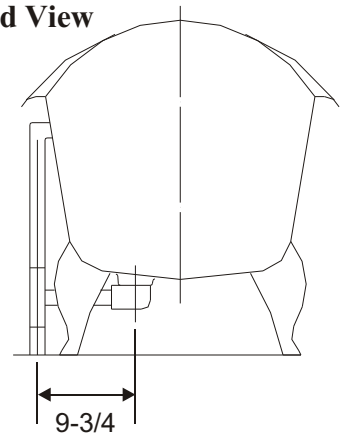
Drain

Side View



Hole	Diameter
Drain	2" +/- 1/8
Over Flow	2-1/4" +/- 3/16
Faucet	1-3/8" +/- 1/8
Capacity	43.591 US Gallon
Weight of Tub	374.78 lbs
Weight of Tub filled with water	737.78 lbs

End View



LION Feet Placement Diagram

