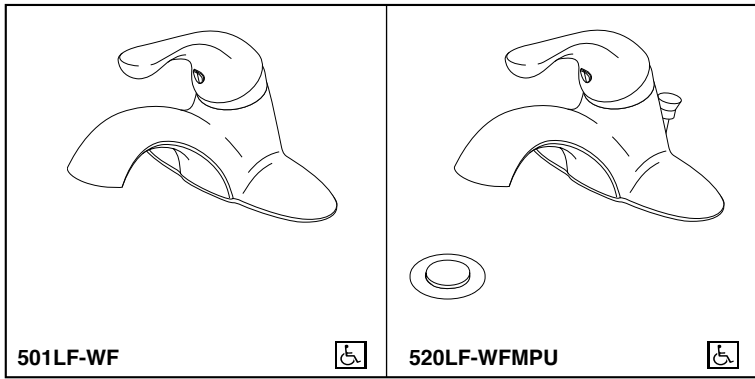




LAVATORY FAUCETS

- Classic Series
- Single Handle Deck Mount
- 2 and 3 Hole Sink Applications
- 4" (102 mm) Centerset



Submitted Model No.: _____
 Specific Features: _____

STANDARD SPECIFICATIONS:

- Single handle lavatory deck faucet.
- 4" (102 mm) centerset.
- Solid brass fabricated body.
- 5" (127 mm) long spout.
- Control mechanism is the diamond embedded ceramic disc cartridge.
- Control handle shall return to neutral position when valve is turned off.
- 3/8" O.D. copper supply tubes with 1/2"-14 NPSM adapters.
- Models have 1/4" threaded mounting studs.
- Maximum 1.5 gpm @ 60 psi, 5.7 L/min @ 414 kPa.
- Models with suffix "MPU" have metal drain with pop-up type fitting with plated flange and stopper.
- Lever handles have red/blue button.

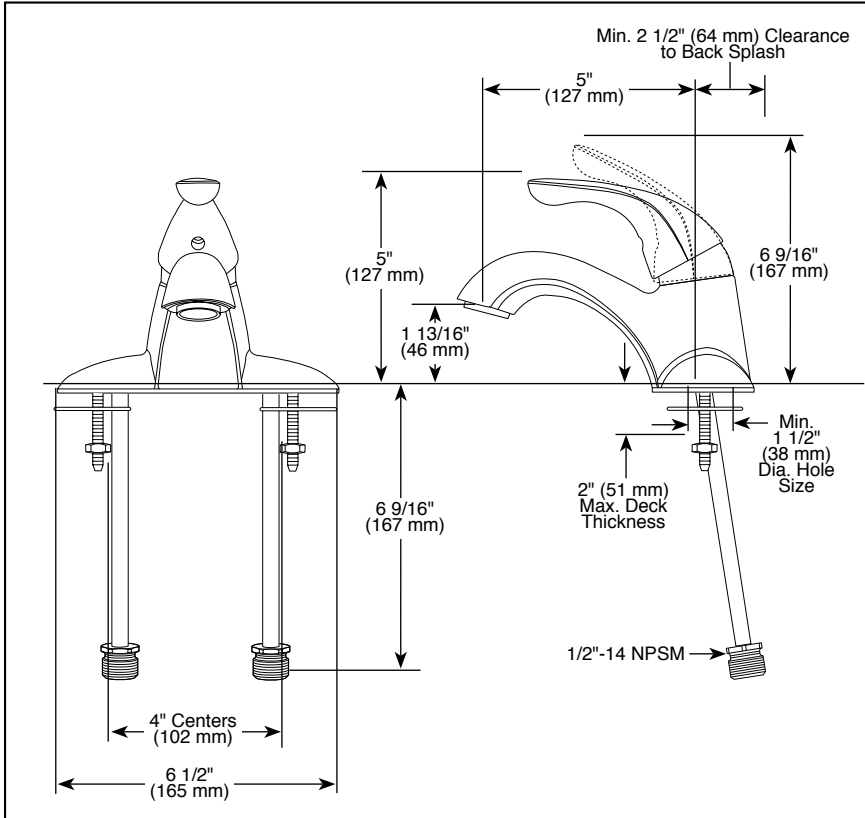
WARRANTY

- Lifetime Faucet and Finish Limited Warranty to the original consumer purchaser to be free from defects in material and workmanship.
- 5 Year Limited Warranty for usage in all industrial, commercial and business applications.

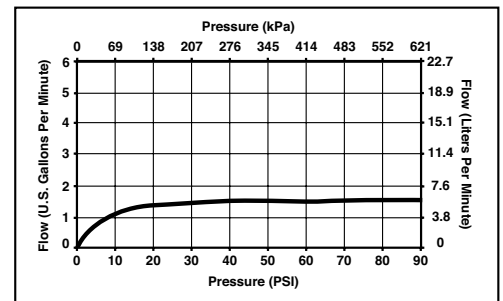
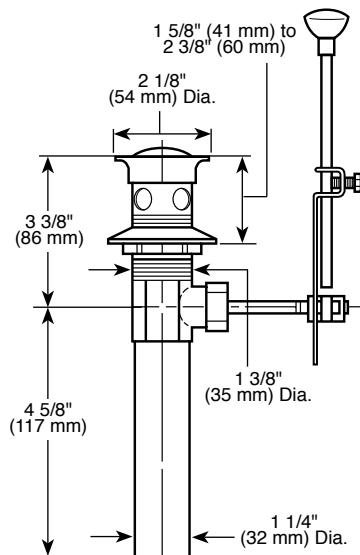


COMPLIES WITH:

- ASME A112.18.1 / CSA B125.1
- ASME A112.18.2 / CSA B125.2
- Indicates compliance to ICC/ANSI A117.
- EPA WaterSense®
- Verified compliant with .25% weighted average Pb content regulations.



Metal Pop-Up



Delta reserves the right (1) to make changes in specifications and materials, and (2) to change or discontinue models, both without notice or obligation. Dimensions are for reference only. See current full-line price book or www.specselect.com for finish options and product availability.



55 E. 111th Street, Indianapolis, Indiana 46280
 350 South Edgeware Road, St. Thomas, ON N5P 4L1
 © 2012 Masco Corporation of Indiana