

SPECIFICATIONS

OPULENCE™ TRIM ONLY SINGLE HANDLE PRESSURE BALANCE TUB & SHOWER FAUCET

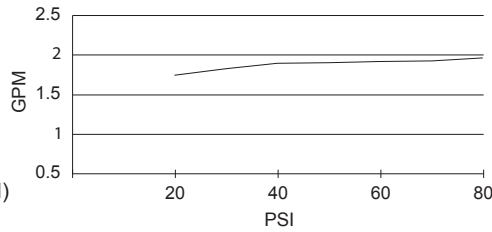
Model

D512057T (Tub & Shower trim)
D512557T (Shower only trim)

Description

- 4" Eterno showerhead
- 12" brass curved showerarm
- Diverter on valve
- Showerhead D460025, A112.18.1M, 2.0 gpm (7.6 LPM) maximum flow rate @ 80 psi; 1.5 gpm (5.7 LPM) minimum flow rate @ 45 psi

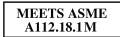
Flow Rate



Standards



- UPC/cUPC
- Energy Policy Act of 1992



- ASME A112.18.1M



- ADA Accessibility Guidelines for Buildings and Facilities - 4.27.4 Controls and Mechanisms

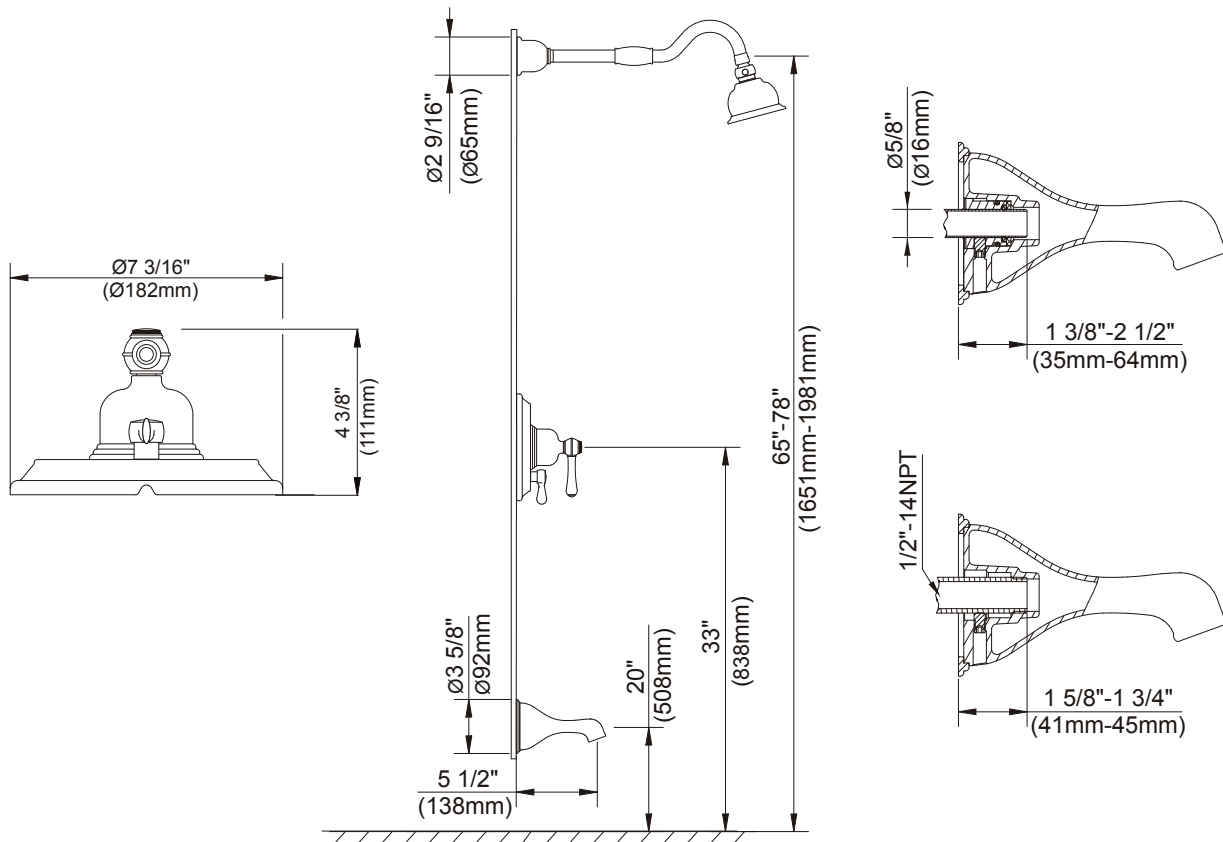


Finishes Available

- Chrome
- Other: Refer to Price List for additional finish

Warranty

Danze products are covered by a manufacturer's limited "lifetime" warranty for manufacturing defects.



Submittal Information:

Job Name: _____
Contractor: _____

Location: _____
Contact #: _____