

**STAINLESS STEEL KITCHEN SINK 25 1/4"**

**Drop-in Series**

- 20 Gauge Stainless Steel
- 18-8 Chrome Nickel content
- Single bowl sink
- Installation hardware, template and instructions included
- **Waste fittings not included, must be ordered separately**
- **27" cabinet required**

**Nominal Dimensions:**

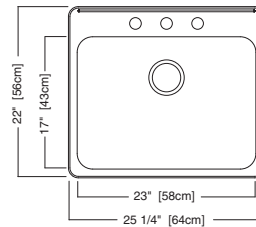
25 1/4" x 22" x 8"

**Bowl Size:**

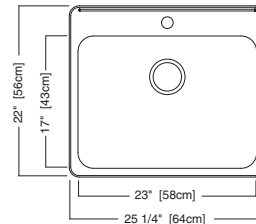
23" wide  
17" front to back  
8" deep

**Compliance Certifications:**

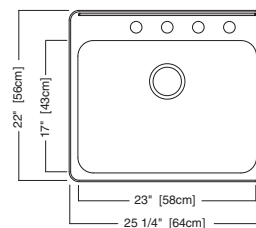
**IMPORTANT:** Dimensions of fixtures are nominal and may vary within the range of tolerances established by ASME A112.19.3  
 These measurements are subject to change or cancellation. No responsibility is assumed for use of superseded or voided leaflet.



**17SB.252283.073**  
Standard drilling:  
3 hole







**17SB.252211.073**  
Optional drilling:  
1 hole on center



**17SB.252284.073**  
Optional drilling:  
4th hole on right



**To Be Specified:**

- 8241.121500.075  Stainless steel drainer basket
- 8443.101500.075  Stainless steel mesh colander
- 8445.211500.075  Stainless steel bottom grid
- 791566-0750A  Stainless steel waste fitting