

### ALLBROOK® FloWise® 0.5 GPF HIGH EFFICIENCY URINAL SYSTEM

- 6550.510** 0.5 gpf Exposed Top Spud Urinal & Selectronic® Exposed AC Urinal Flush Valve

#### URINAL:

- Vitreous china
- High Efficiency (1.9 Lpf/0.5 gpf)
- Flushing rim
- Siphon jet flush action
- 3/4" inlet spud
- Outlet connection threaded 2" inside (NPTF)
- Meets ANSI flush requirements at 0.5 GPF
- Model 6550.001

#### SELECTRONIC® VALVE:

- Exclusive Pressure Compensation feature eliminates the need for the installer to adjust the stop valves, saving time and money
- Flush volume stays constant throughout the pressure range
- Electronic flush valve with Selectronic proximity system for hygienic "Hands Free" operation
- Self-Cleaning Piston with integral wiper spring helps prevent clogging and reduces maintenance
- Piston operation delivers superior flush accuracy and repeatability
- Fully Mechanical Manual Override - allows valve to flush during a power failure
- Fail-Safe Operation - valve automatically closes, and does not need to be reset, on loss of power or water pressure
- Adjustable Sanitary Flush - valve automatically flushes after 24 hours of non-use to clean fixture & maintain trap seal
- Chemical resistant EPDM seals are unaffected by chloramines
- Sensor & electronic controls are fully enclosed and water resistant
- Range can be adjusted manually or with optional remote control
- Includes UL approved hardwired AC transformer
- Input Voltage: 100 - 250 VAC, 50 / 60 Hz.
- Output Voltage: 6 VDC.
- Adjustable tailpiece for rough-in flexibility
- Can be installed left or right hand
- Model 6062.051

#### Includes:

- Wall hanger
- Inlet includes 3/4" I.P.S. angle stop with back-flow protection, vandal-resistant cap, sweat solder kit, cover tube and wall flange
- Outlet includes 3/4" vacuum breaker, spud coupling and flange

#### To Be Specified:

- Color:  White



MEETS THE AMERICANS WITH DISABILITIES ACT GUIDELINES AND ANSI A117.1 ACCESSIBLE AND USEABLE BUILDINGS AND FACILITIES - CHECK LOCAL CODES.

- When installed so top of rim is 432mm (17") from finished floor.



SEE REVERSE FOR ROUGHING-IN DIMENSIONS

#### High-Efficiency Urinal System:

- 50% water savings when compared to 1.0 gpf urinal systems

#### Operating Pressure:

Overall Range: 20-125 psi\*\*

Recommended: 20 psi (flowing)-80 psi (static)

\*\* Water pressure over 80 psi is not recommended for most plumbing fixtures.

#### Flow Requirement:

10gpm (37.9 L/min.)

#### Nominal Fixture Dimensions:

356 x 363 x 546mm (14" x 14-5/16" x 21-1/2")

#### Fixture Compliance Certifications -

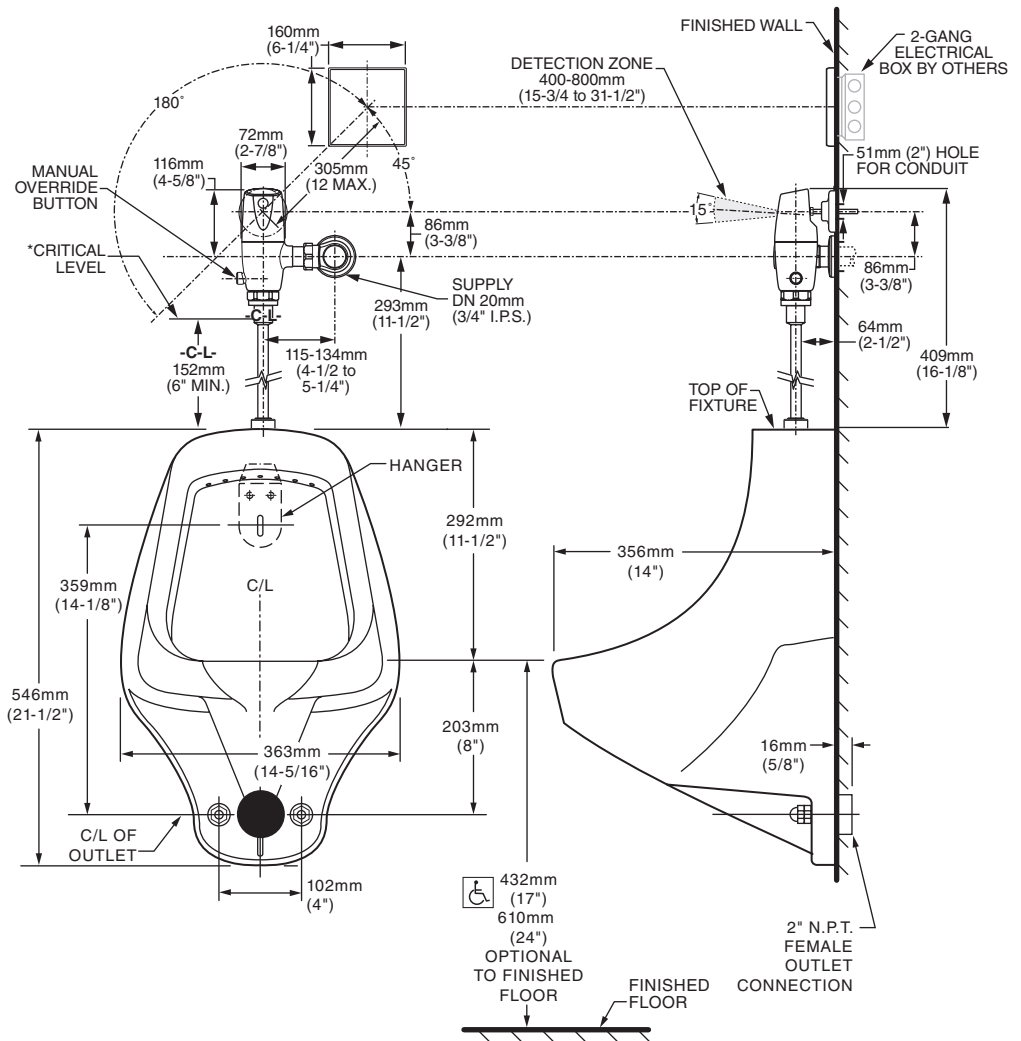
- ASME A112.19.2-2008/CSA B45.1-08 for Vitreous China Fixtures

#### Valve Listings:

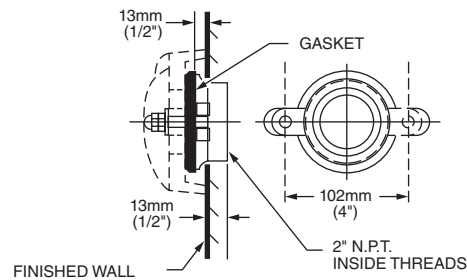
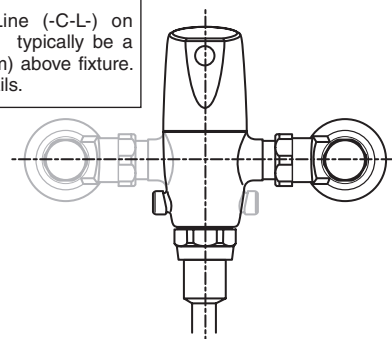
- ASSE 1037
- ANSI/ASME A112.19.2
- ADA Compliant



**ALLBROOK® FloWise® 0.5 GPF  
HIGH EFFICIENCY URINAL SYSTEM  
SELECTRONIC® EXPOSED AC FLUSH VALVE**



\*Note: The Critical Line (-C-L-) on Vacuum Breaker must typically be a minimum of 6" (152mm) above fixture. Consult Codes for details.



**NOTES:**  
PROVIDE SUITABLE REINFORCEMENT FOR ALL WALL SUPPORTS.

**IMPORTANT:** Dimensions of fixtures are nominal and may vary within the range of tolerances established by ANSI Standard A112.19.2. These measurements are subject to change or cancellation. No responsibility is assumed for use of superseded or voided pages.