

STAINLESS STEEL KITCHEN SINK 33 3/8"

Drop-in Series

- 20 Gauge Stainless Steel
- 18-8 Chrome Nickel content
- Double bowl sink
- Installation hardware, template and instructions included
- **Waste fittings not included, must be ordered separately**
- **36" cabinet required**



Nominal Dimensions:

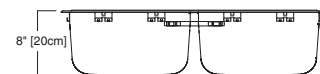
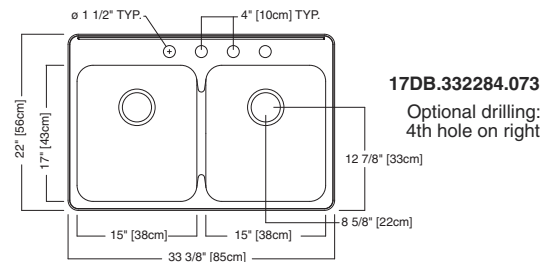
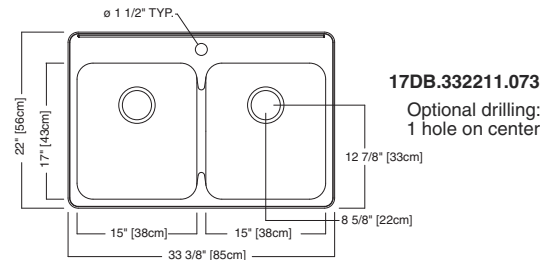
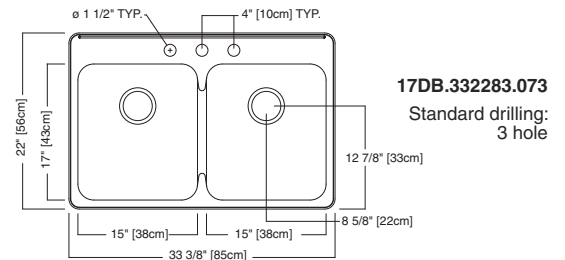
33 3/8" x 22" x 8"

Bowl Size:





15" wide
17" front to back
8" deep

Compliance Certifications:

IMPORTANT: Dimensions of fixtures are nominal and may vary within the range of tolerances established by ASME A112.19.3
 These measurements are subject to change or cancellation. No responsibility is assumed for use of superseded or voided leaflet.



To Be Specified:

- 8443.101500.075  Stainless steel mesh colander
- 8445.131500.075  Stainless steel bottom grid
- 8445.131500.075  Stainless steel bottom grid
- 791566-0750A  Stainless steel waste fitting