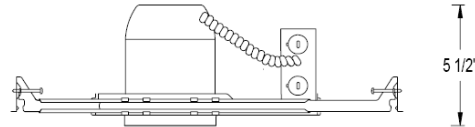
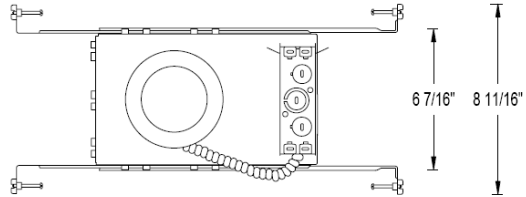


<b>CATALOG NUMBER</b>	<b>TYPE</b>
<b>PROJECT</b>	

**4" LINE VOLTAGE DOWNLIGHTS**

**R-400S-N-A**



**Ordering Matrix**

Model	Installation Type	Options
[ ]	[ ]	[ ]
R-400S: Recessed 4 inch series Shallow housing	R-Remodel Housing N-New construction	A -Air Tight









**Product Details**

<b>Description:</b>	Line voltage new construction shallow housing.
<b>Materials:</b>	Housing is 20 gauge steel, painted white. Frame, junction box and hanger bars are heavy gauge galvanized steel.
<b>Mounting:</b>	Supplied with hanger bars, adjustable from 12"-24" to accommodate various joist construction and grid sizes. Hanger bars include a captive mounting "screw-nail" for ease of installation. Accommodates surface thickness of up to 1". 4 7/16" cutout hole.
<b>Ratings:</b>	Non-IC rated. Insulation must be kept at least 3" away from the housing.
<b>J-Box:</b>	Seven knockouts and four Romex® style wiring connectors provided for ease of installation. Rated for branch and chain wiring.
<b>Thermal Protection:</b>	Thermal protector supplied with R-400S-N-A protects against over-lamping.
<b>Listing:</b>	UL & CUL Listed. Suitable for damp locations.

**Specification Features**

- Small sized downlight is compact enough to fit in 2x6 joist installations, allowing these to be used in "shallow" such as multi-story dwellings or where attic space is used for storage.
- Hanger bars slots are located on all four sides of the frame.
- Certified Air Tight per ASTM E283.
- 5 year W.A.C. Lighting product warranty.

**Compatible Trims (max wattage for R-40X series is 50W):**

<p><b>R-420 Step baffle</b></p> <table border="1"> <thead> <tr> <th>Finish</th> <th>Baffle</th> <th>Trim</th> </tr> </thead> <tbody> <tr> <td>BK/WT</td> <td>Black</td> <td>White</td> </tr> <tr> <td>BN</td> <td>Brushed Nickel</td> <td>Brushed Nickel</td> </tr> <tr> <td>BZ</td> <td>Bronze</td> <td>Bronze</td> </tr> <tr> <td>WT/WT</td> <td>White</td> <td>White</td> </tr> </tbody> </table> <p>Lamp:50W PAR20,50W R20</p>	Finish	Baffle	Trim	BK/WT	Black	White	BN	Brushed Nickel	Brushed Nickel	BZ	Bronze	Bronze	WT/WT	White	White		<p><b>R-421 Open reflector</b></p> <table border="1"> <thead> <tr> <th>Finish</th> <th>Reflector</th> <th>Trim</th> </tr> </thead> <tbody> <tr> <td>CL/WT</td> <td>Specular Clear</td> <td>White</td> </tr> <tr> <td>BN</td> <td>Specular Clear</td> <td>Brushed Nickel</td> </tr> <tr> <td>BZ</td> <td>Specular Clear</td> <td>Bronze</td> </tr> </tbody> </table> <p>Lamp:50W PAR20,50W R20</p>	Finish	Reflector	Trim	CL/WT	Specular Clear	White	BN	Specular Clear	Brushed Nickel	BZ	Specular Clear	Bronze	
Finish	Baffle	Trim																												
BK/WT	Black	White																												
BN	Brushed Nickel	Brushed Nickel																												
BZ	Bronze	Bronze																												
WT/WT	White	White																												
Finish	Reflector	Trim																												
CL/WT	Specular Clear	White																												
BN	Specular Clear	Brushed Nickel																												
BZ	Specular Clear	Bronze																												
<p><b>R-432 Gimbal ring</b></p> <table border="1"> <thead> <tr> <th>Finish</th> <th>Trim</th> </tr> </thead> <tbody> <tr> <td>BN</td> <td>Brushed Nickel</td> </tr> <tr> <td>BZ</td> <td>Bronze</td> </tr> <tr> <td>WT</td> <td>White</td> </tr> </tbody> </table> <p>Lamp:50W PAR20,</p>	Finish	Trim	BN	Brushed Nickel	BZ	Bronze	WT	White		<p><b>R-435 Eyeball</b></p> <table border="1"> <thead> <tr> <th>Finish</th> <th>Trim</th> </tr> </thead> <tbody> <tr> <td>BN</td> <td>Brushed Nickel</td> </tr> <tr> <td>BZ</td> <td>Bronze</td> </tr> <tr> <td>WT</td> <td>White</td> </tr> </tbody> </table> <p>Lamp:50W PAR20,50W R20</p>	Finish	Trim	BN	Brushed Nickel	BZ	Bronze	WT	White												
Finish	Trim																													
BN	Brushed Nickel																													
BZ	Bronze																													
WT	White																													
Finish	Trim																													
BN	Brushed Nickel																													
BZ	Bronze																													
WT	White																													
<p><b>R-440 Scoop wall wash with step baffle</b></p> <table border="1"> <thead> <tr> <th>Finish</th> <th>Baffle</th> <th>Trim</th> </tr> </thead> <tbody> <tr> <td>WT/WT</td> <td>White</td> <td>White</td> </tr> </tbody> </table> <p>Lamp:50W PAR20,50W R20</p>	Finish	Baffle	Trim	WT/WT	White	White		<p><b>R-424 Slot Trim</b></p> <table border="1"> <thead> <tr> <th>Finish</th> <th>Trim</th> </tr> </thead> <tbody> <tr> <td>BN</td> <td>Brushed Nickel</td> </tr> <tr> <td>BZ</td> <td>Bronze</td> </tr> <tr> <td>WT</td> <td>White</td> </tr> </tbody> </table> <p>Lamp:50W PAR20,</p>	Finish	Trim	BN	Brushed Nickel	BZ	Bronze	WT	White														
Finish	Baffle	Trim																												
WT/WT	White	White																												
Finish	Trim																													
BN	Brushed Nickel																													
BZ	Bronze																													
WT	White																													
<p><b>R-430 Pinhole</b></p> <table border="1"> <thead> <tr> <th>Finish</th> <th>Trim</th> </tr> </thead> <tbody> <tr> <td>BN</td> <td>Brushed Nickel</td> </tr> <tr> <td>BZ</td> <td>Bronze</td> </tr> <tr> <td>WT</td> <td>White</td> </tr> </tbody> </table> <p>Lamp:50W PAR20,</p>	Finish	Trim	BN	Brushed Nickel	BZ	Bronze	WT	White		<p><b>R-422 Shower Light</b></p> <table border="1"> <thead> <tr> <th>Finish</th> <th>Trim</th> </tr> </thead> <tbody> <tr> <td>WT</td> <td>White</td> </tr> </tbody> </table> <p>Lamp:50W PAR20,40W A19</p>	Finish	Trim	WT	White																
Finish	Trim																													
BN	Brushed Nickel																													
BZ	Bronze																													
WT	White																													
Finish	Trim																													
WT	White																													

**Finish Key:**

BK-Black, BN-Brushed Nickel, CL-Specular Clear, WT-White, BZ- Bronze

**Notes:**

The full catalog number for a complete downlight includes the model numbers for both the trim and the housing. More information regarding each individual trim can be viewed on the individual trim spec sheets.