

INSTALLATION INSTRUCTION

4" Low Voltage - Non-IC Remodel - Magnetic

HR-8401H

WAC LIGHTING

Responsible Lighting®

SAFETY INSTRUCTION

IMPORTANT: NEVER attempt any work without shutting off the electricity.

- Read all instructions before installing.
- For installation by a qualified electrician.
- System is intended for installation in accordance with National Electric Code, and local regulations. Consult with local inspector to assure compliance.
- To reduce the risk of fire, electrical shock and injuries to persons, turn off power at main switch before installing or modifying the system.
- Warning: (Risk of fire) do not install insulation within 3 inches of fixture sides, or junction box, or in a manner to entrap heat.
- Retain instructions for future maintenance reference.

OVERVIEW

Housing is non-insulation contact, remodeling type, and 50 watts maximum. Housing requires a trim from the HR-D8400 series, and lamp to be complete (ordered separately). If dimming, requires a magnetic dimmer switch

WIRING:

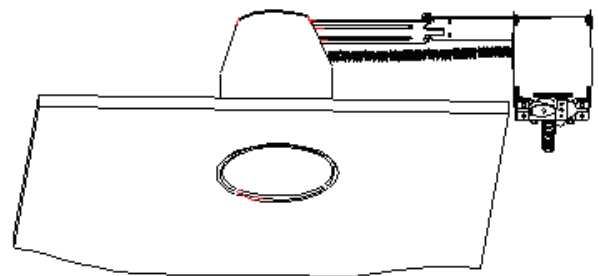
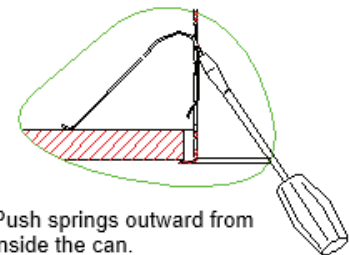
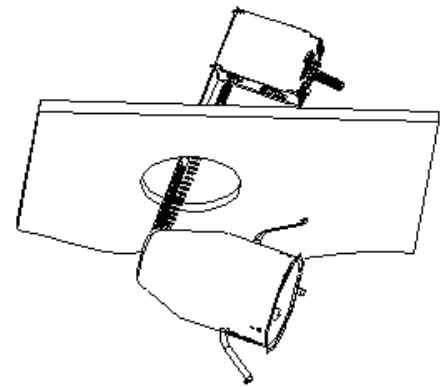
1. Junction box is suitable for chain wiring of multiple fixtures and is supplied with a spring latch door, and two trade size knockouts for BX or Romex® connectors.
2. Remove junction box door and connect fixture wires to building wires: Green ground wire to bare copper or green building wire, white fixture wire to white neutral wire, black fixture wire to (hot) black wire.
3. Secure with wire nuts (supplied).
4. Replace junction box door.

MOUNTING:

1. Pivot the J box up through the hole, followed by the can.
2. Hold the rim snug to the ceiling surface.
3. From inside the housing push and pivot the housing clips so they make contact with the top of the ceiling
Note: 3/4 inch maximum ceiling thickness.

FINISHING:

1. Socket wire is sufficient in length to be attached to the pins of the lamp before it is inserted.
2. Push the trim assembly up until the trim ring is flush to the ceiling.



WAC Lighting
www.waclighting.com
Phone (800) 526.2588 • Fax (800) 526.2585

Headquarters/Eastern Distribution Center
44 Harbor Park Drive • Port Washington, NY 11050
Phone (516) 515.5000 • Fax (516) 515.5050

Western Distribution Center
1750 Archibald Ave • Ontario, CA 91761
Phone (800) 526.2588 • Fax (800) 526.2585