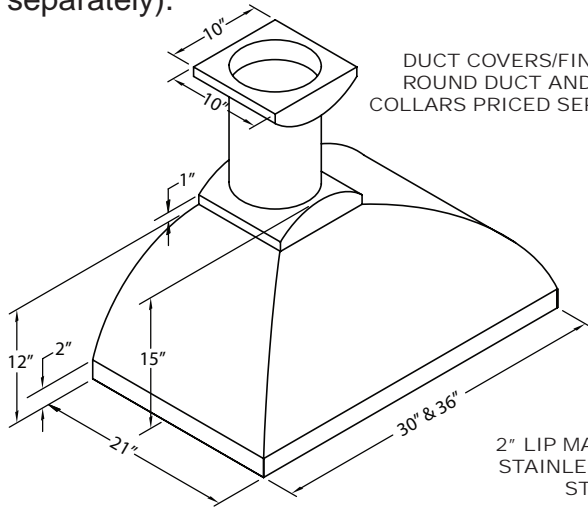
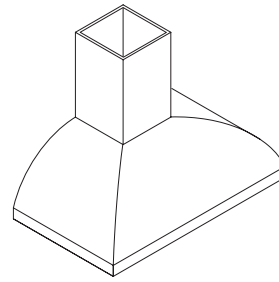


VentA Hood® WALL MOUNT RANGE HOOD SPECIFICATIONS

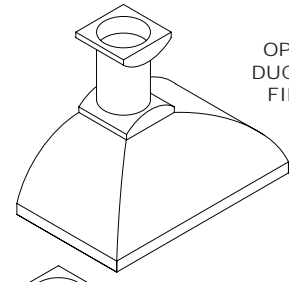
XLH12 Equipped with halogen lighting. This model not available with heat lamps. Only available in stainless steel. Optional duct covers/finished duct available in standard and custom sizes (sold separately).



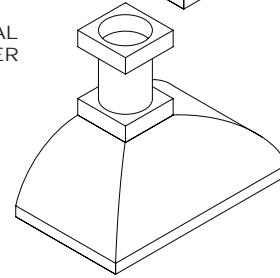
DUCT COVERS/FINISHED ROUND DUCT AND DUCT COLLARS PRICED SEPARATELY



HOOD WITH OPTIONAL 10" X 10" DUCT COVER



HOOD WITH OPTIONAL ROUND DUCT COLLARS AND FINISHED ROUND DUCT

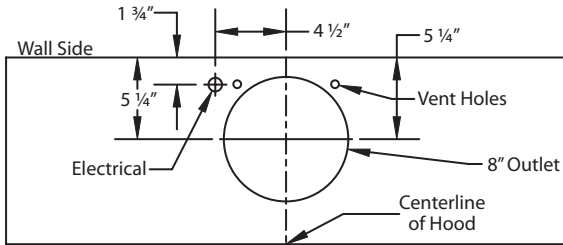


HOOD WITH OPTIONAL SQUARE DUCT COLLARS AND FINISHED ROUND DUCT

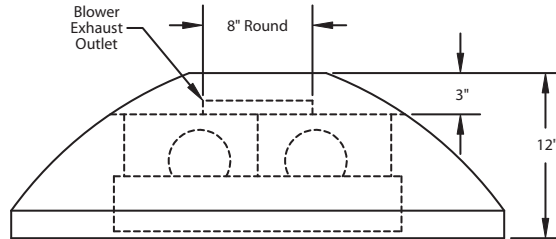
2" LIP MAY BE BRASS, COPPER, STAINLESS STEEL, OR MIRROR STAINLESS STEEL

XLH12

Connection Diagram (30" & 36" Widths)

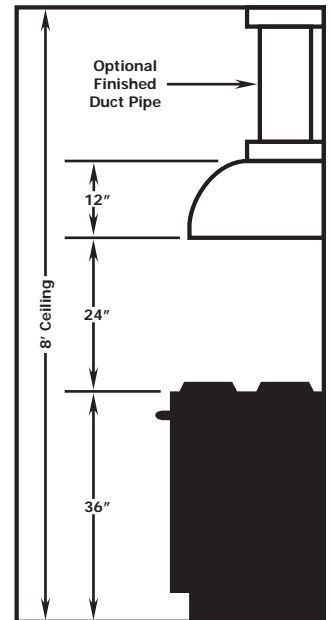


(Top View)



(Front View)

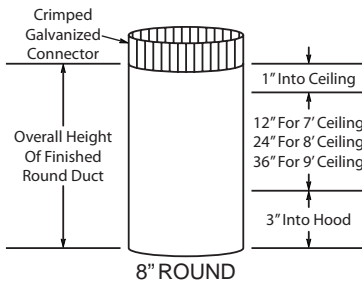
Recommended Mounting Height*



*Exceeding recommended mounting height may compromise performance.

NOTE: DUCT PIPE EXTENDS 3" INTO TOP OF HOOD AND 1" INTO CEILING.

FINISHED ROUND DUCT (REQUIRES TWO DUCT COLLARS)

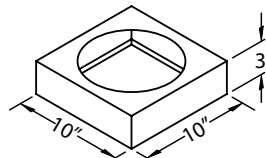
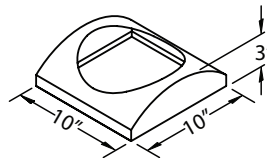


8" ROUND

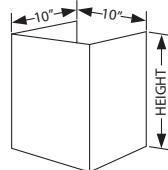
NOTE: TOP END OF FINISHED ROUND DUCT IS CRIMPED TO ALLOW FOR DUCT CONNECTION IN THE CEILING (CRIMP IS NOT INCLUDED IN THE OVERALL HEIGHT OF THE FINISHED ROUND DUCT).

NOTE: WHEN PRICING CUSTOM FINISHED ROUND DUCT, INCLUDE THE 3" THAT EXTENDS INTO TOP OF HOOD AND 1" THAT EXTENDS INTO CEILING (4" TOTAL.) TOTAL OVERALL HEIGHT CANNOT EXCEED 60" (10' 8" CEILING).

ROUND DUCT COLLAR SQUARE DUCT COLLAR



10" x 10" SQUARE DUCT COVER



CUSTOM SIZES ALSO AVAILABLE

Electrical/Mechanical Specifications For Blower Units

Model	Volts	Amps	Hz	RPM	CFM SP@0.0"	Equivalent CFM*	CFM SP@0.1"	CFM SP@0.2"	CFM SP@0.3"	Minimum Round Duct Size	Sones#
B200 Dual	115	3.9	60	1550	600	900	531	480	430	8" (50 in. ²)	6.5

Hood has two halogen lights.

* Because the Magic Lung® blower uses centrifugal filtration rather than conventional baffle or mesh filters, the Magic Lung® blower can handle cooking equipment with higher cubic feet per minute (CFM) requirements and can deliver equivalent CFM much more efficiently than other filtration systems. When comparing the Magic Lung® with other blower units made by other manufacturers, use the "Equivalent CFM".

Ratings in accordance with the Standard Test Code by the Energy Systems Laboratory of the Texas Engineering Experiment Station.

