

ASSEMBLY AND INSTALLATION INSTRUCTIONS

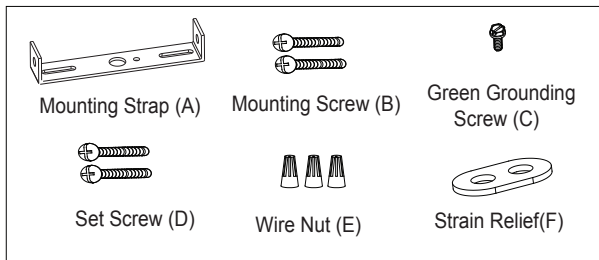
P0158

WARNING: TO AVOID RISK OF ELECTRICAL SHOCK, BE SURE TO SHUT OFF POWER WHILE INSTALLING OR SERVICING THIS FIXTURE.

NOTES: 1. Before installing, consult local electrical codes for wiring and grounding requirements.
2. READ AND SAVE THESE INSTRUCTIONS.

Warning: LED electronics can be damaged by electro static discharge (ESD) shock. Before installation, discharge yourself by touching a grounded bare metal surface to remove this hazard. To avoid damage, do not touch the LED module.

Hardware Package (included):



Installation Steps

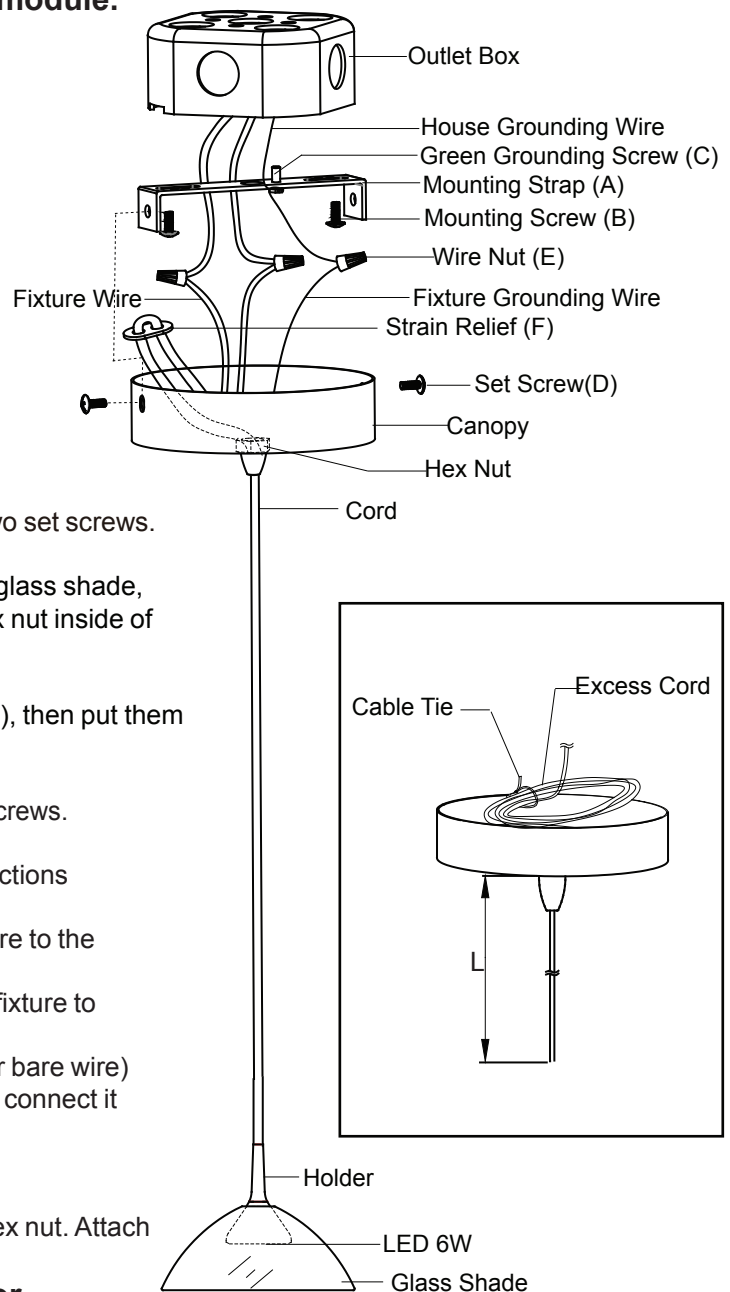
Turn off the power at fuse or circuit box.

1. Remove the mounting strap from the canopy by unscrewing two set screws.
2. Measure the desired length of the cord (L) from the canopy to glass shade, then slide the strain relief along the cord until it touches the hex nut inside of the canopy.
3. Fold the excess cord and fasten it using the cable tie (included), then put them into the canopy.
4. Attach the mounting strap to outlet box by using two mounting screws.
5. Pull out the source wires from the outlet box. Make wire connections using wire nuts as follows:
 - Connect the hot wire (usually black insulation) from the fixture to the black wire from the power source.
 - Connect the neutral wire (usually white insulation) from the fixture to the white wire from the power source.
 - Attach the fixture grounding wire (usually green insulation or bare wire) to the mounting strap with the green grounding screw. Then connect it to the house grounding wire with the wire nut.Carefully put the wires back into the outlet box.

6. Pull the cord down slightly until the strain relief touches the hex nut. Attach the canopy to the mounting strap by using two set screws.

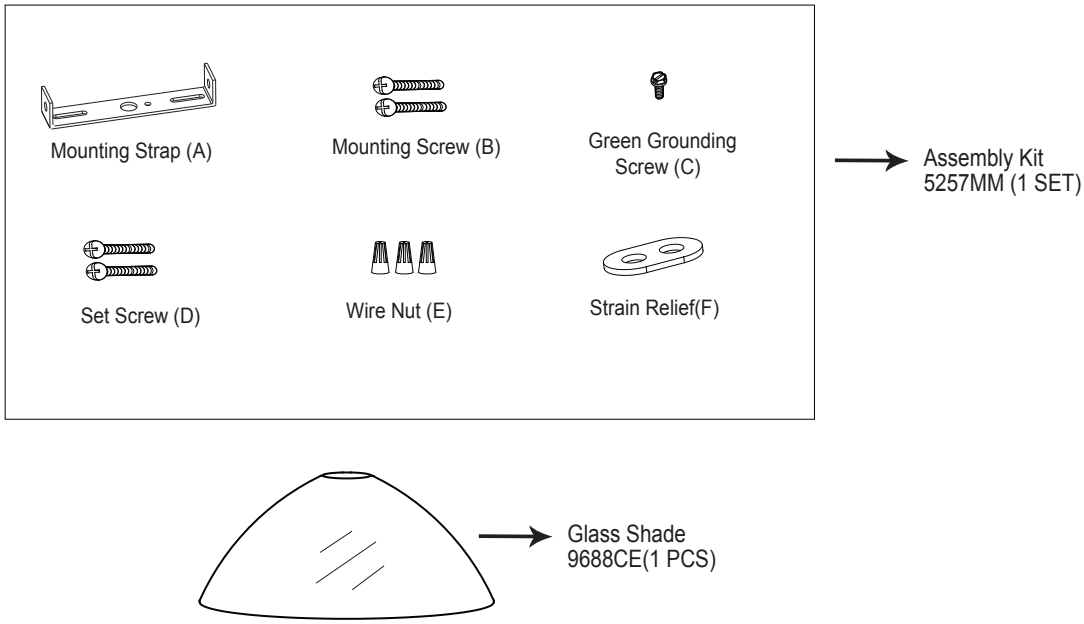
Note: Adjusting the strain relief can decrease or increase the length of cord exposed outside.

Turn on the power at fuse or circuit box.



The following parts are available for re-order if damaged or missing.

Spare Parts List:



5-YEAR LIMITED WARRANTY:

All products are warranted to be free of defects in material and workmanship for five (5) years from date of purchase. This warranty is limited to the correction of any such defect, or the replacement of any such defective item(s), provided that: (a) we are properly notified and consent to return of the item(s) in question; (b) the item (s) is / are returned with proof of purchase date; and (c) it is found upon inspection by us that the item (s) is / are defective as noted above. This warranty does not cover labor costs, consequential damages, nor does it apply to any item(s) that have been improperly installed, overloaded, altered, or otherwise abused by the customer, its agent(s) or employee(s). Finishes are specially excluded from the terms of this warranty since they are subject to environmental maintenance deemed beyond our control. Other than the described obligation, we assume no further liability with respect to the sale or use of our products. We make no warranty, express or implied, and disclaim any warranty of merchantability or fitness for a particular purpose.

