

## GF Four-Hole Roman Tub Filler Trim

### FEATURES

- Brass construction
- Includes handshower outlet and shower hose
- For use with four hole roman tub filler rough-in (TBN02203U)
- Handshower sold separately

### REQUIRED COMPONENTS (Sold Separately)

- **TBN02203U** (#CP, #BN, #PN)  
Four-hole Roman Tub Filler Rough-In

#### Recommended Handshowers

- **TBW01009U4** (#CP, #BN, #PN)  
Round Handshower 1 Mode (1.75gpm)
- **TBW01011U4** (#CP, #BN, #PN)  
Round Handshower 3 Mode (1.75gpm)
- **TBW02016U4** (#CP, #BN, #PN)  
Cylindrical Handshower 1 mode (1.75gpm)

### REQUIRED ROUGH-IN TUBE (Sold Separately)

Spread	Connecting Tube Model
7-1/2"~8-1/4" (200 ± 10 mm)	TBN01011U
8-1/4"~9-1/16" (220 ± 10 mm)	TBN01012U
9-1/16"~9-13/16" (240 ± 10 mm)	TBN01013U
9-13/16"~10-5/8" (260 ± 10 mm)	TBN01014U
10-5/8"~11-3/8" (280 ± 10 mm)	TBN01015U
11-3/8"~12-3/16" (300 ± 10 mm)	TBN01016U

Only 1 Rough-in Tube required

### COLORS/FINISHES

- #CP Polished Chrome
- #BN Brushed Nickel
- #PN Polished Nickel

### PRODUCT SPECIFICATION

Tub filler trim shall have a brass construction. Product shall have lever handles. Product shall include shower hose. Product shall require handshower, sold separately. Product requires TBN01202U rough-in, sold separately. Product shall be TOTO Model TBG11202U#\_\_\_\_\_.



### CODES/STANDARDS

- Meets or exceeds ASME A112.18.1/CSA B125.1
- Certifications: IAPMO(cUPC), State of Massachusetts and others
- Code Compliance: UPC, IPC, NSPC, NPC Canada, and others
- Complies with CA Prop 65 warning requirements

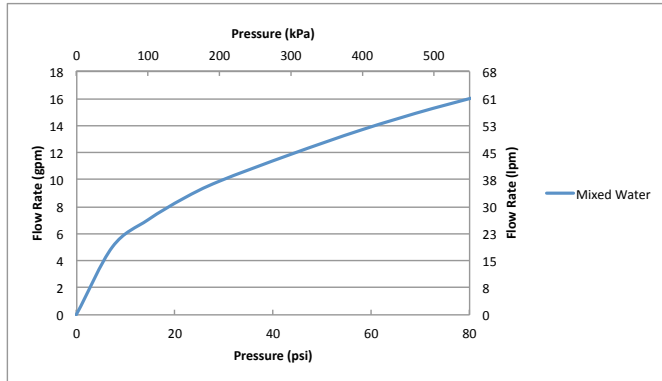


# TBG11202U

## GF Four-Hole Roman Tub Filler Trim

### SPECIFICATIONS

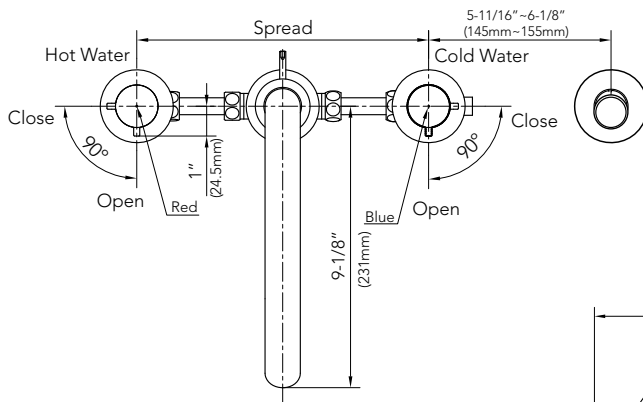
<b>Material</b>	Brass
<b>Warranty</b>	Lifetime Limited Warranty (Residential Use) One Year (Commercial Use)



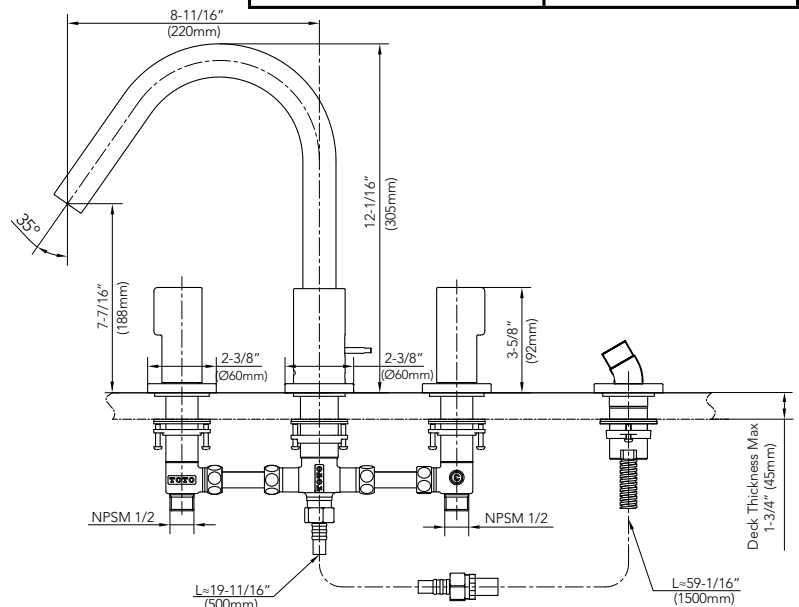
### INSTALLATION NOTES

- Check local codes for requirements on installing an ASSE 1070/ASME A112.1070/CSA B125.70 compliant device in series with the tub filler
- Requires hand shower (sold separately)
- Four-hole roman tub filler rough-in TBN02203U sold separately
- Please refer to the TBN02203U spec sheet for more required installation details

### DIMENSIONS



Spread	Connecting Tube Model
7-1/2" ~ 8-1/4" (200 ± 10 mm)	TBN01011U
8-1/4" ~ 9-1/16" (220 ± 10 mm)	TBN01012U
9-1/16" ~ 9-13/16" (240 ± 10 mm)	TBN01013U
9-13/16" ~ 10-5/8" (260 ± 10 mm)	TBN01014U
10-5/8" ~ 11-3/8" (280 ± 10 mm)	TBN01015U
11-3/8" ~ 12-3/16" (300 ± 10 mm)	TBN01016U



NOTE: Unit for dimensions = inches  
Dimension in ( ) is mm.

Tub filler rough-in sold separately

**TOTO**

These dimensions and specifications are subject to change without notice